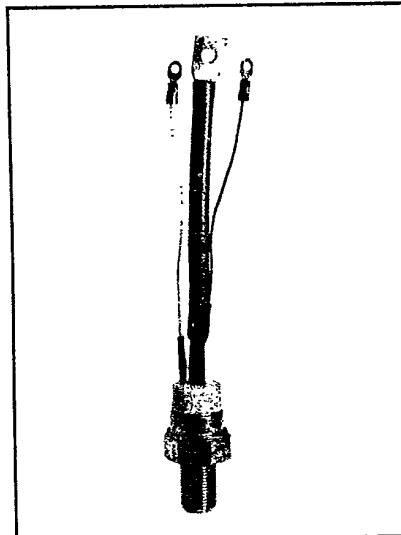
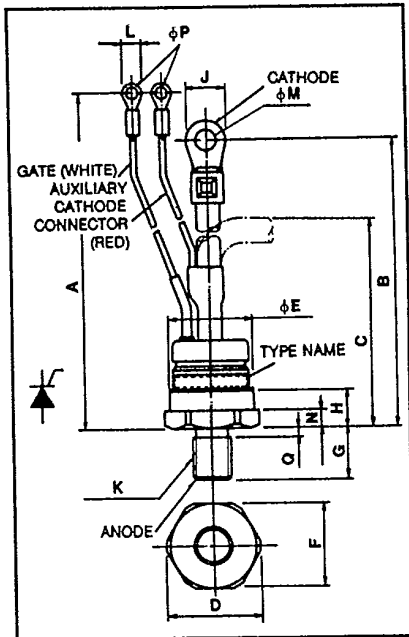




CR100AL

Powerex, Inc., Hillis Street, Youngwood, Pennsylvania 15697 (412) 925-7272
 Powerex Europe, S.A., 428 Ave. G. Durand, BP107, 72003 LeMans, France (43) 72.75.15

Phase Control SCR
100 Amperes Avg
200-1200 Volts



CR100AL
Phase Control SCR
 100 Amperes/200-1200 Volts

CR100AL
Outline Drawing

Dimensions	Inches	Metric
A	7.24 ± .30	184 ± 8
B	6.18 ± .30	157 ± 8
C	2.95 Max	75 Max
D	1.22	31
φE	1.063 Max	27 Max
F	1.06	27
G	.67	17
H	.51	13
J	.47	12
K	M12	M12 × 1.5
L	.26	6.6
φM	.252	6.4
N	.20	5
φP	.169	4.3
Q	.13	3.3

Description

Powerex Silicon Controlled Rectifiers (SCR) are designed for phase control applications. These are all-diffused, compression bonded encapsulated (CBE) devices employing center-fired gate.

Features:

- Low On-State Voltage
- High di/dt
- High dv/dt
- Hermetic Packaging
- Excellent Surge and I²t Ratings

Applications:

- Power Supplies
- Battery Chargers
- Motor Control
- Light Dimmers
- VAR Generators

Ordering Information

Example: Select the complete eight or nine digit part number you desire from the table - i.e. CR100AL-8 is a 400 Volt, 100 Ampere Phase Control SCR.

Type	Voltage*		Current
	V _{ONM} V _{RRM}	Code	
CR100AL	200	-4	100
	300	-6	
	400	-8	
	500	-10	
	600	-12	
	800	-16	
	1000	-20	
	1200	-24	

*Voltage Classes 8, 12, 16, and 24 are standard products.



Powerex, Inc., Hillis Street, Youngwood, Pennsylvania 15697 (412) 925-7272

Powerex Europe, S.A., 428 Ave. G. Durand, BP107, 72003 LeMans, France (43) 72.75.15

CR100AL

Phase Control SCR

100 Amperes Avg/200-1200 Volts

Absolute Maximum Ratings

	Symbol	CR100AL	Units
RMS On-State Current	$I_{T(RMS)}$	155	Amperes
Average On-State Current	$I_{T(av)}$	100	Amperes
Peak One-Cycle Surge (Non Repetitive) On-State Current (60Hz)	I_{TSM}	2000	Amperes
Peak One-Cycle Surge (Non-Repetitive) On-State Current (50Hz)	I_{TSM}	1800	Amperes
Critical Rate-of-Rise of On-State Current (Non-Repetitive)	di/dt	400	Amperes/ μ s
Critical Rate-of-Rise of On-State Current (Repetitive)	di/dt	100	Amperes/ μ s
I^2t (for Fusing), one cycle at 60Hz	I^2t	1.7×10^4	A ² sec
Peak Gate Power Dissipation	P_{GM}	5.0	Watts
Average Gate Power Dissipation	$P_{G(av)}$.50	Watts
Storage Temperature	T_{STG}	-40 to 150	°C
Operating Temperature	T_J	-40 to 125	°C
Mounting Torque [Ⓞ]		120 to 155	in.-lb.
Mounting Torque [Ⓞ]		140 to 180	kg-cm

Ⓞ Consult recommended mounting procedures.

POWEREX INC



Powerex, Inc., Hills Street, Youngwood, Pennsylvania 15697 (412) 925-7272
 Powerex Europe, S.A., 428 Ave. G. Durand, BP107, 72003 LeMans, France (43) 72.75.15

CR100AL
Phase Control SCR
 100 Amperes Avg/200-1200 Volts

Electrical and Thermal Characteristics

Characteristics	Symbol	Test Conditions	CR100AL	Units
Voltage—Blocking State Maximums				
Forward Leakage, Peak	I_{DRM}	$T_J = 125^\circ\text{C}$, V_{DRM} applied	15	mA
Reverse Leakage, Peak	I_{RRM}	$T_J = 125^\circ\text{C}$, V_{RRM} applied	15	mA
Current—Conducting State Maximums				
Peak On-State Voltage	V_{TM}	$T_J = 125^\circ\text{C}$, $I_{TM} = 310\text{A}$	1.60	Volts
Switching				
Min. Critical dv/dt exponential to V_{DRM}	dv/dt	$T_J = 125^\circ\text{C}$, $V_D = \frac{1}{2}V_{DRM}$	100	V/ μsec
Thermal				
Maximum Thermal Resistance [ⓐ]				
Junction to Case	$R_{\theta JC}$.30	$^\circ\text{C}/\text{Watt}$
Case to Sink, Lubricated	$R_{\theta CS}$.08	$^\circ\text{C}/\text{Watt}$
Gate—Maximum Parameters				
Gate Current to Trigger	I_{GT}	$T_J = 25^\circ\text{C}$, $V_D = 6\text{V}$, $R_L = 2\Omega$	100	mA
Gate Voltage to Trigger	V_{GT}	$T_J = 25^\circ\text{C}$, $V_D = 6\text{V}$, $R_L = 2\Omega$	1.5	Volts
Non-Triggering Gate Voltage	V_{GDM}	$T_J = 125^\circ\text{C}$, $V_D = \frac{1}{2}V_{DRM}$.20	Volts
Peak Forward Gate Current	I_{GTM}		2.0	Amperes
Peak Reverse Gate Voltage	V_{GRM}		5.0	Volts

[ⓐ] Consult recommended mounting procedures.



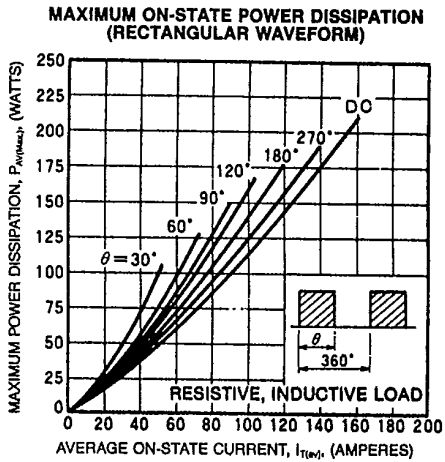
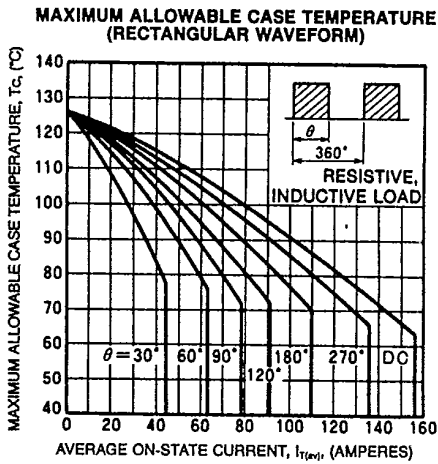
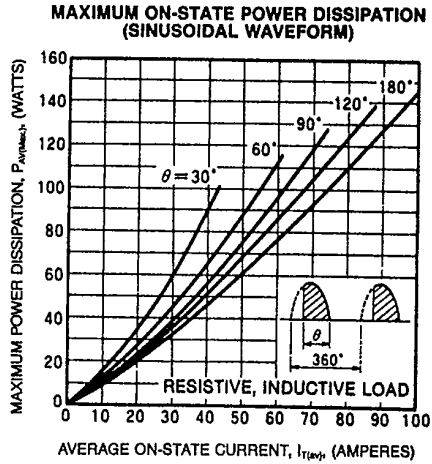
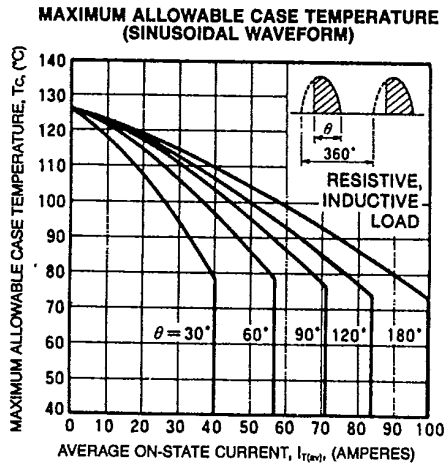
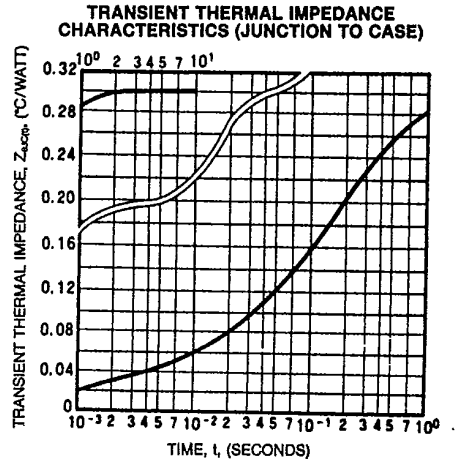
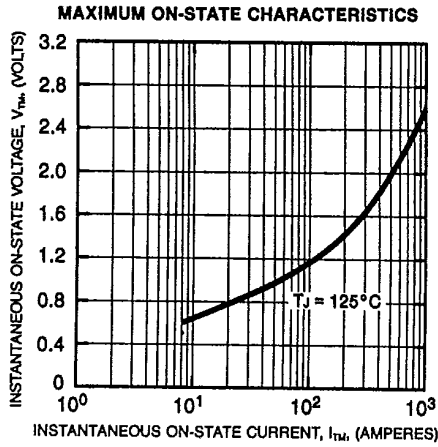
Powerex, Inc., Hillis Street, Youngwood, Pennsylvania 15697 (412) 925-7272

Powerex Europe, S.A., 428 Ave. G. Durand, BP107, 72003 LeMans, France (43) 72.75.15

CR100AL

Phase Control SCR

100 Amperes Avg/200-1200 Volts

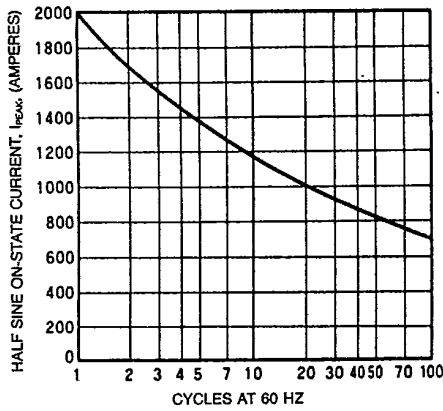




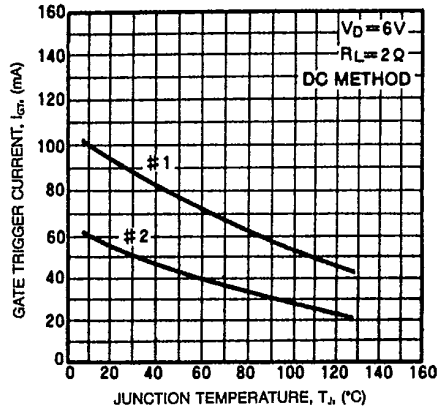
Powerex, Inc., Hillis Street, Youngwood, Pennsylvania 15697 (412) 925-7272
 Powerex Europe, S.A., 428 Ave. G. Durand, BP107, 72003 LeMans, France (43) 72.75.15

CR100AL
 Phase Control SCR
 100 Amperes Avg/200-1200 Volts

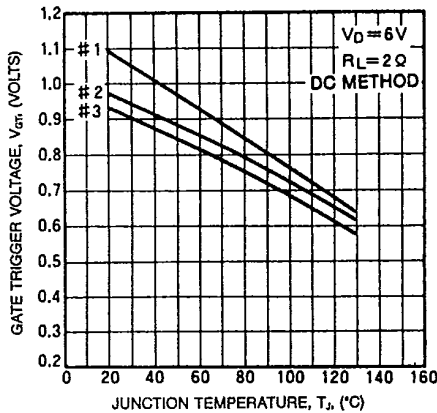
MAXIMUM ALLOWABLE SURGE ON-STATE CURRENT (NON-REPETITIVE)



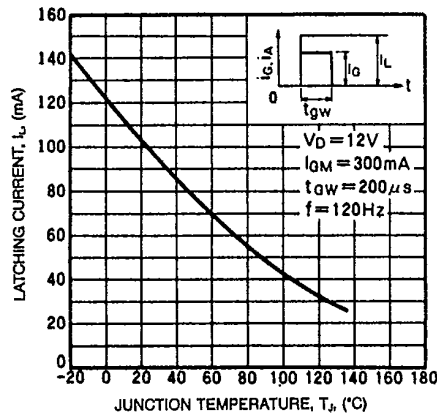
GATE TRIGGER CURRENT (TYPICAL)



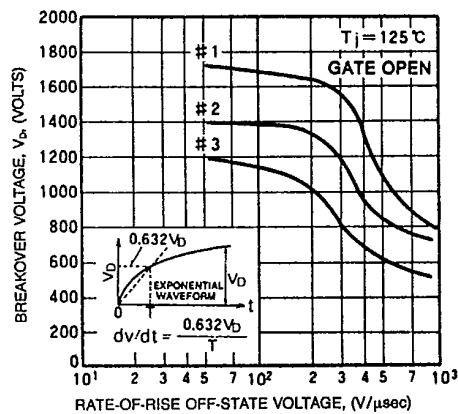
GATE TRIGGER VOLTAGE (TYPICAL)



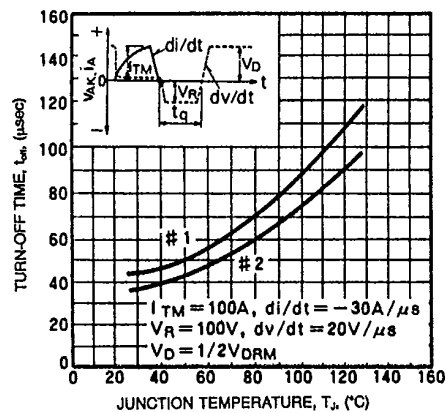
LATCHING CURRENT (TYPICAL)



BREAKOVER VOLTAGE (TYPICAL)



TURN-OFF TIME VS. JUNCTION TEMPERATURE (TYPICAL)

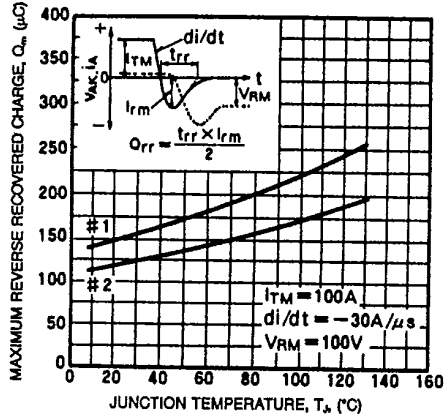




Powerex, Inc., Hillis Street, Youngwood, Pennsylvania 15897 (412) 925-7272
 Powerex Europe, S.A., 428 Ave. G. Durand, BP107, 72003 LeMans, France (43) 72.75.15

CR100AL
 Phase Control SCR
 100 Amperes Avg/200-1200 Volts

REVERSE RECOVERED CHARGE (TYPICAL)



GATE CHARACTERISTICS

