

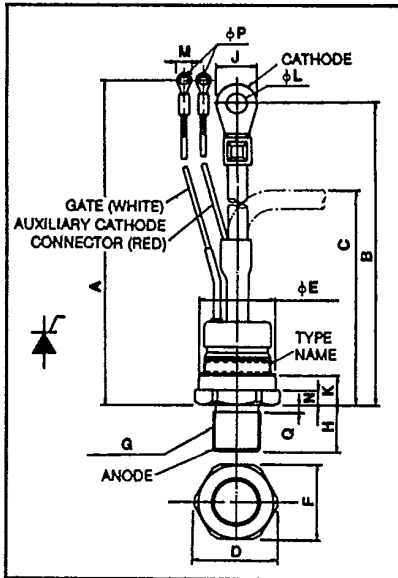
POWEREX INC

02 DE 7294621 0002868 9

POWEREX**CR150DM**


Powerex, Inc., Hillis Street, Youngwood, Pennsylvania 15697 (412) 925-7272
 Powerex Europe, S.A., 428 Ave. G. Durand, BP107, 72003 LeMans, France (43) 72.75.15

Phase Control SCR
175 Amperes Avg
200-1800 Volts



CR150DM
Outline Drawing

Dimensions	Inches	Metric
A	7.87 ± .30	200 ± 8
B	6.50 ± .30	165 ± 8
C	3.62 Max	92 Max
D	1.42	36
φE	1.260 Max	32 Max
F	1.26	32
G	M20	M20 × 1.5
H	.79	20
J	.65	16.5
K	.55	14
φL	.331	8.4
M	.26	6.6
N	.24	6
φP	.169	4.3
Q	.13	3.3



CR150DM
Phase Control SCR
175 Amperes/200-1800 Volts

Description

Powerex Silicon Controlled Rectifiers (SCR) are designed for phase control applications. These are all-diffused, compression bonded encapsulated (CBE) devices employing center-fired gate.

Features:

- Low On-State Voltage
- High di/dt
- High dv/dt
- Hermetic Packaging
- Excellent Surge and I²t Ratings

Applications:

- Power Supplies
- Battery Chargers
- Motor Control
- Light Dimmers
- VAR Generators

Ordering Information

Example: Select the complete eight or nine digit part number you desire from the table - i.e. CR150DM-28 is a 1400 Volt, 175 Ampere Phase Control SCR.

Type	Voltage		Current
	V _{DRM} V _{RRM}	Code	
CR150DM	200	-4	175
	300	-6	
	400	-8	
	500	-10	
	600	-12	
	800	-16	
	1000	-20	
	1200	-24	
	1400	-28	
	1600	-32	
	1800	-36	



Powerex, Inc., Hillis Street, Youngwood, Pennsylvania 15697 (412) 925-7272

Powerex Europe, S.A., 428 Ave. G. Durand, BP107, 72003 LeMans, France (43) 72.75.15

CR150DM

Phase Control SCR

175 Amperes Avg/200-1800 Volts

Absolute Maximum Ratings

	Symbol	CR150DM	Units
RMS On-State Current	$I_{T(RMS)}$	275	Amperes
Average On-State Current	$I_{T(av)}$	175	Amperes
Peak One-Cycle Surge (Non Repetitive) On-State Current (60Hz)	I_{TSM}	4000	Amperes
Peak One-Cycle Surge (Non-Repetitive) On-State Current (50Hz)	I_{TSM}	3650	Amperes
Critical Rate-of-Rise of On-State Current (Non-Repetitive)	di/dt	400	Amperes/ μ s
Critical Rate-of-Rise of On-State Current (Repetitive)	di/dt	100	Amperes/ μ s
I^2t (for Fusing), one cycle at 60Hz	I^2t	6.7×10^4	A^2sec
Peak Gate Power Dissipation	P_{GM}	10	Watts
Average Gate Power Dissipation	$P_{G(av)}$	3	Watts
Storage Temperature	T_{STG}	-40 to 150	$^{\circ}C$
Operating Temperature	T_J	-40 to 125	$^{\circ}C$
Mounting Torque [ⓐ]		225 to 300	in.-lb.
Mounting Torque [ⓐ]		270 to 360	kg-cm

[ⓐ] Consult recommended mounting procedures.



T-25-19

Powerex, Inc., Hillis Street, Youngwood, Pennsylvania 15697 (412) 925-7272

Powerex Europe, S.A., 428 Ave. G. Durand, BP107, 72003 LeMans, France (43) 72.75.15

CR150DM**Phase Control SCR**

175 Amperes Avg/200-1800 Volts

Electrical and Thermal Characteristics

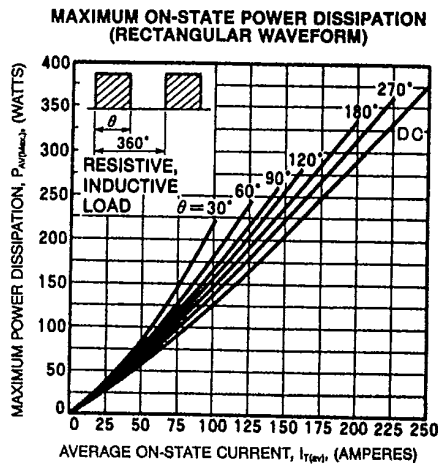
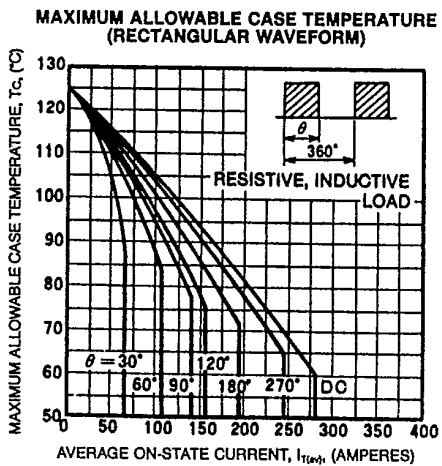
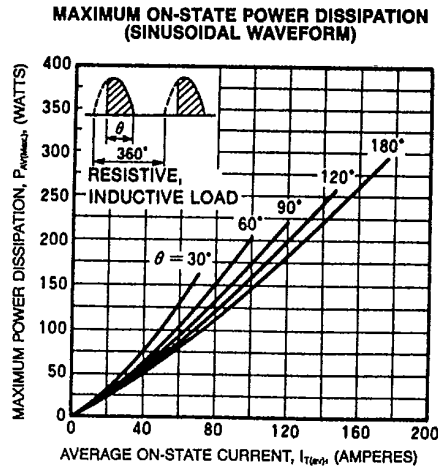
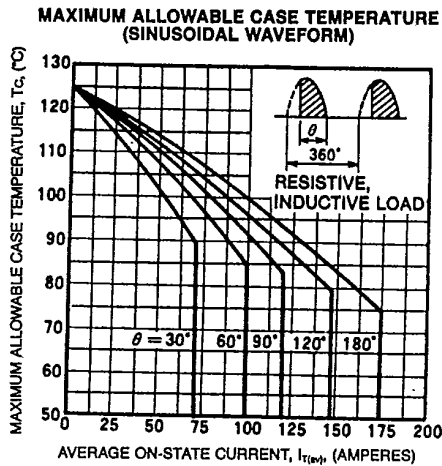
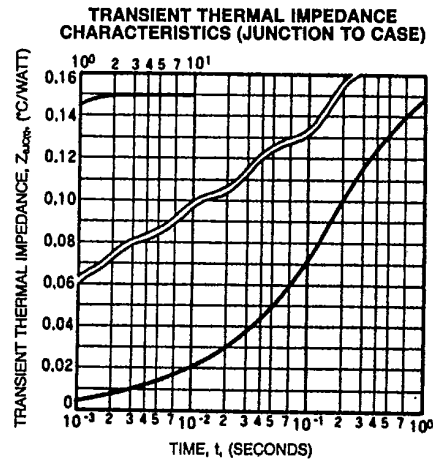
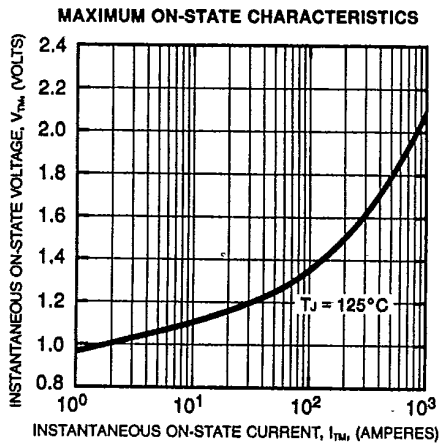
Characteristics	Symbol	Test Conditions	CR150DM	Units
Voltage—Blocking State Maximums				
Forward Leakage, Peak	I_{DRM}	$T_J = 125^\circ\text{C}$, V_{DRM} applied	15	mA
Reverse Leakage, Peak	I_{RRM}	$T_J = 125^\circ\text{C}$, V_{RRM} applied	15	mA
Current—Conducting State Maximums				
Peak On-State Voltage	V_{TM}	$T_J = 125^\circ\text{C}$, $I_{TM} = 500\text{A}$	1.75	Volts
Switching				
Min. Critical dv/dt exponential to V_{DRM}	dv/dt	$T_J = 125^\circ\text{C}$, $V_D = 1/2V_{DRM}$	100	V/ μsec
Thermal				
Maximum Thermal Resistance [ⓐ]				
Junction to Case	$R_{\theta JC}$.15	$^\circ\text{C}/\text{Watt}$
Case to Sink, Lubricated	$R_{\theta CS}$.06	$^\circ\text{C}/\text{Watt}$
Gate—Maximum Parameters				
Gate Current to Trigger	I_{GT}	$T_J = 25^\circ\text{C}$, $V_D = 6\text{V}$, $R_L = 2\Omega$	200	mA
Gate Voltage to Trigger	V_{GT}	$T_J = 25^\circ\text{C}$, $V_D = 6\text{V}$, $R_L = 2\Omega$	1.5	Volts
Non-Triggering Gate Voltage	V_{GDM}	$T_J = 125^\circ\text{C}$, $V_D = 1/2V_{DRM}$.25	Volts
Peak Forward Gate Current	I_{GTM}		4.0	Amperes
Peak Reverse Gate Voltage	V_{GRM}		5.0	Volts

[ⓐ] Consult recommended mounting procedures.



Powerex, Inc., Hillis Street, Youngwood, Pennsylvania 15697 (412) 925-7272
 Powerex Europe, S.A., 428 Ave. G. Durand, BP107, 72003 LeMans, France (43) 72.75.15

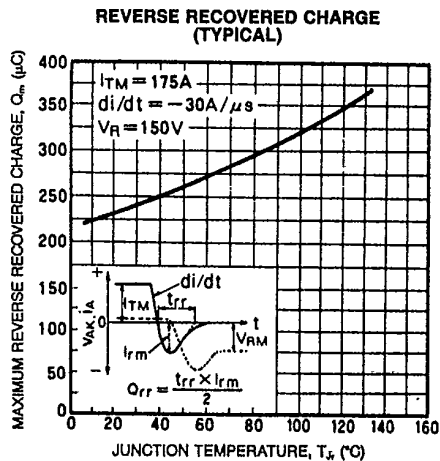
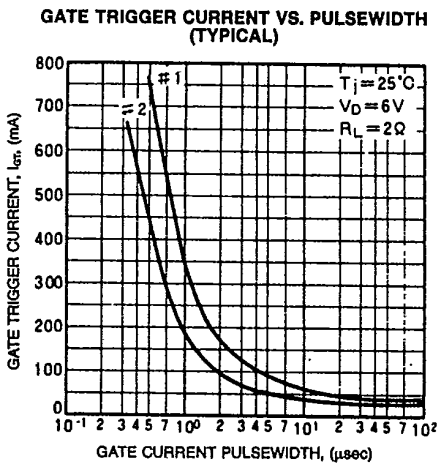
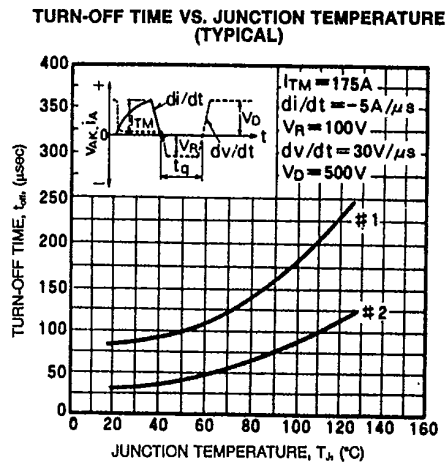
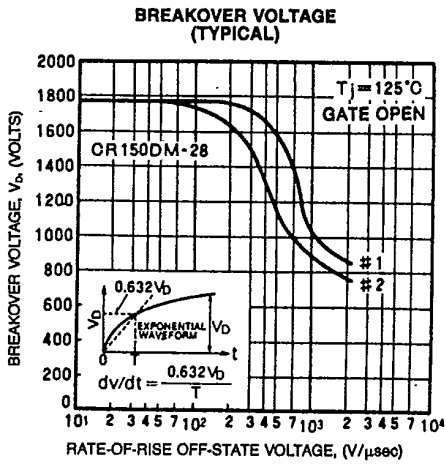
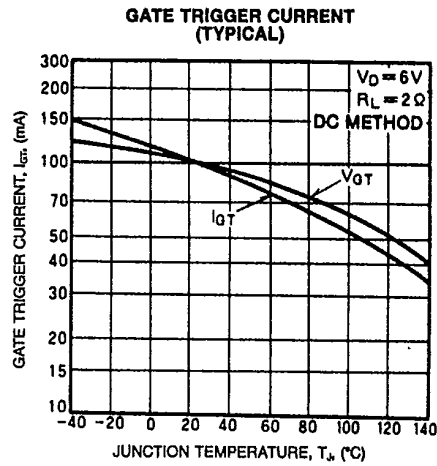
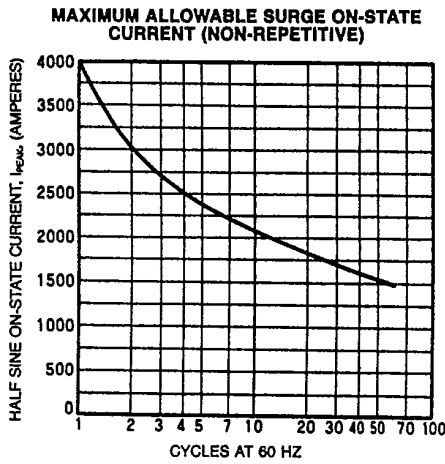
CR150DM
 Phase Control SCR
 175 Amperes Avg/200-1800 Volts





Powerex, Inc., Hillis Street, Youngwood, Pennsylvania 15697 (412) 925-7272
 Powerex Europe, S.A., 428 Ave. G. Durand, BP107, 72003 LeMans, France (43) 72.75.15

CR150DM
 Phase Control SCR
 175 Amperes Avg/200-1800 Volts





Powerex, Inc., Hillis Street, Youngwood, Pennsylvania 15697 (412) 925-7272
 Powerex Europe, S.A., 428 Ave. G. Durand, BP107, 72003 LeMans, France (43) 72.75.15

CR150DM
 Phase Control SCR
 175 Amperes Avg/200-1800 Volts

