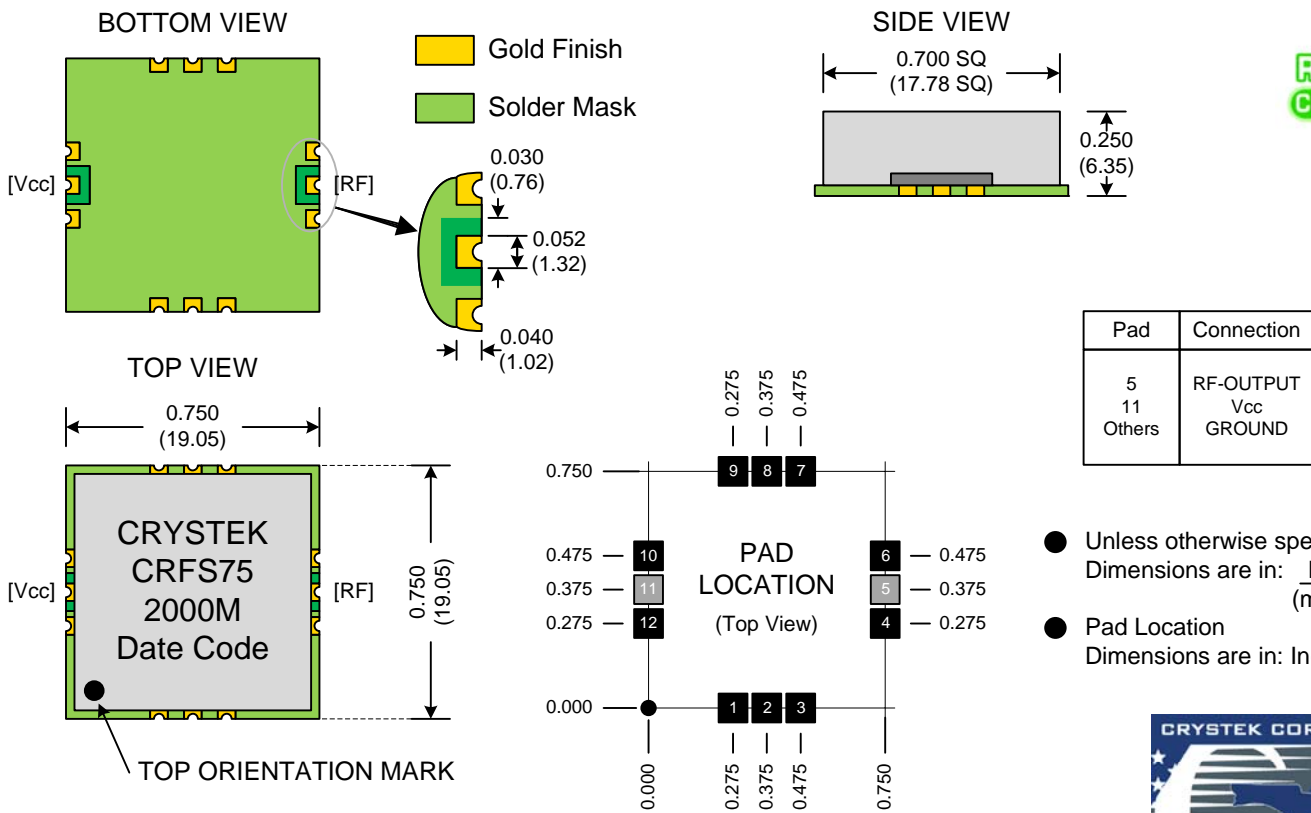




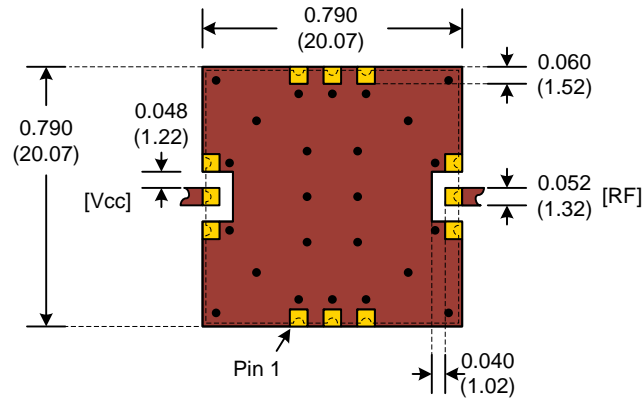
PERFORMANCE SPECIFICATION	MIN	TYP	MAX	UNITS
Output Frequency:		2000		MHz
Frequency Accuracy:		±150		ppm
Operating Temperature Range:	-40		+85	°C
Output Power:	+5.0			dBm
Input Power:	4.75	5.0	5.25	VDC
Input Current:		30	50	mA
2 nd Harmonic:		-20	-15	dBc
Sub-Harmonic:		-50		dBc
Phase Noise @ 1kHz offset:		-105		dBc/Hz
Phase Noise @ 10kHz offset:		-133		dBc/Hz
Phase Noise @ 100kHz offset:		-142		dBc/Hz
Phase Noise @ 1MHz offset:		-158		dBc/Hz
Phase Noise @ 10MHz offset:		-165		dBc/Hz



Product Control:			
Crystek Part Number:	CRFS75-2000	Release Date:	25-Feb-2015
Revision Level:	E	Responsible:	C. Vales



Suggested PCB Layout

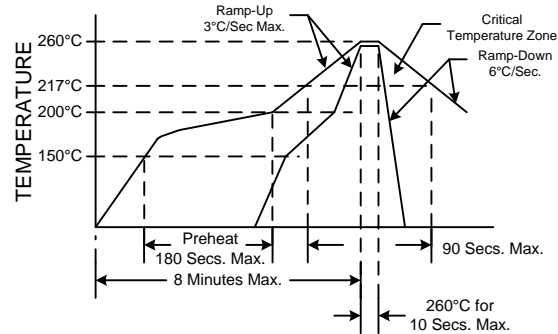


● Unless otherwise specified,
Dimensions are in: $\frac{IN}{(mm)}$

Notes: 1. Taper RF Line to match board geometry for a 50 ohm line

- 2. Denotes Copper on Mother Board (SMOBC)
- 3. Denotes No Mask

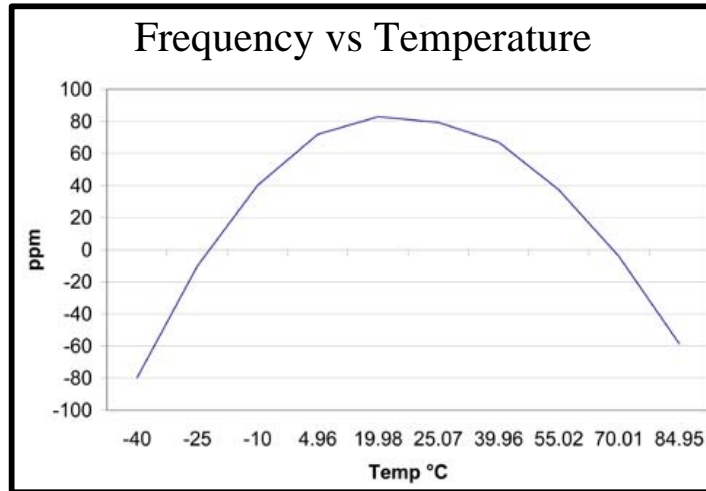
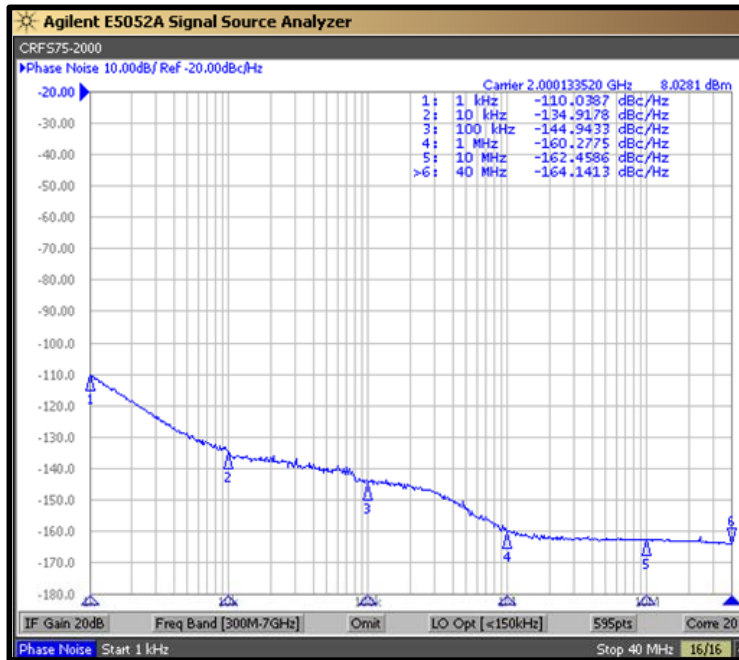
RECOMMENDED REFLOW SOLDERING PROFILE



NOTE: Reflow Profile with 240°C peak also acceptable.

Product Control:

Crystek Part Number:	CRFS75-2000	Release Date:	25-Feb-2015
Revision Level:	E	Responsible:	C. Vales



Parameter	Conditions
Mechanical Shock	MIL-STD-883, Method 2002, Condition B
Mechanical Vibration	MIL-STD-883, Method 2007, Condition A
Solderability	MIL-STD-883, Method 2003
Solvent Resistance	MIL-STD-202, Method 215
Resistance to Soldering Heat	MIL-STD-202, Method 210, Condition I or J
Thermal Shock	MIL-STD-883, Method 1011, Condition A
Moisture Resistance	MIL-STD-883, Method 1004

Product Control:

Crystek Part Number:	CRFS75-2000	Release Date:	25-Feb-2015
Revision Level:	E	Responsible:	C. Vales

