

SPECIFICATIONS

Electrical Ratings	50mA @ 50VDC
Electrical Life	200,000 cycles typical
Contact Resistance	< 50 mΩ initial
Actuation Force	160 +/- 50gF 260 +/- 50gF
Actuator Travel	.15 +/- .05mm
Dielectric Strength	250Vrms min
Insulation Resistance	> 100MΩ min
Operating Temperature	-40°C to 85°C
Storage Temperature	-40°C to 85°C



MATERIALS ←RoHS COMPLIANT

Actuator	4/6 Nylon
Housing	4/6 Nylon
Cover	Stainless Steel
Contacts	Stainless Steel, Silver Plated
Terminals	Brass, Silver Plated

ORDERING INFORMATION

1. Series:	CS1213	A	J	F160
CS1213				
2. Locating Boss Option:				
A = Without Boss B = With Boss				
3. Terminal Option:				
G = Gull Wing J = J Lead L = 4 terminal Gull Wing LE = 4 terminal Gull Wing, with earth ground **Not available with boss				
4. Actuation Force:				
F160 = 160gF F260 = 260gF				

www.DataSheet4U.com

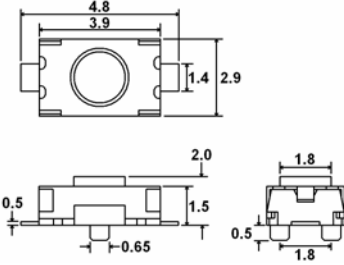
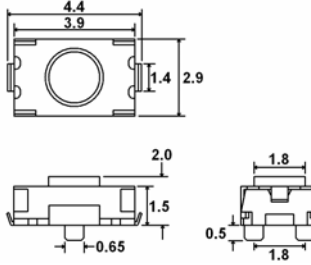
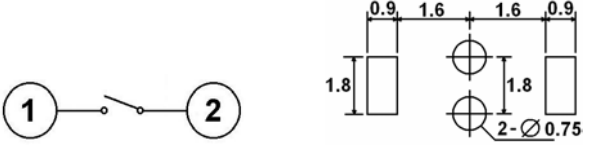
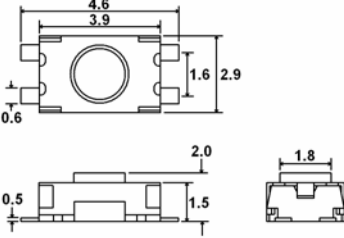
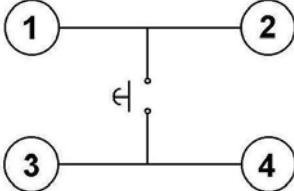
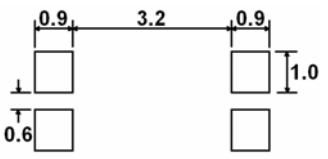
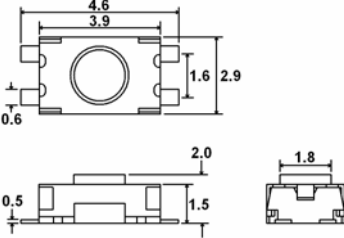
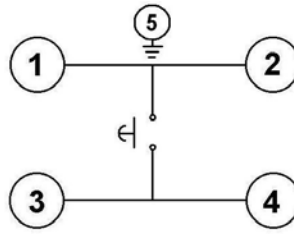
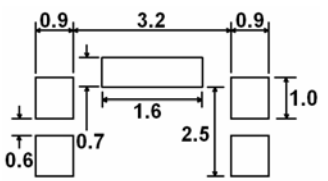
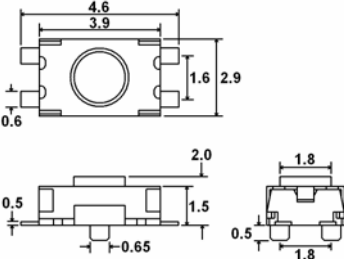
DIMENSIONS

SCHEMATIC & PC LAYOUTS

<p>CS1213AG</p>	<p>CS1213AJ</p>		
------------------------	------------------------	--	--

DIMENSIONS

SCHEMATIC & PC LAYOUTS

 <p>CS1213BG</p>	 <p>CS1213BJ</p>	
 <p>CS1213AL</p>		
 <p>CS1213ALE</p>		
 <p>CS1213BL</p>	