

## CSE186L

### Description:

Triad's low frequency current sense transformers are designed to monitor current from 0.1 to 10 ampere at frequencies from 50 Hz to 400 Hz

### Electrical Specifications at 25° C:

**Turns ratio:** Primary to sense 1: 166

**Suggested burden resistor:** 60Ω

**Typical output:** See response curve below

**Primary DCR:** 2.0 mΩ maximum

**Sense DCR:** 23 Ω maximum

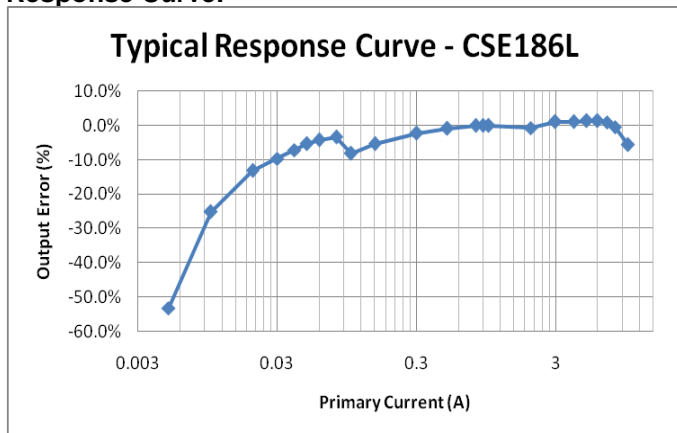
**Operating Temperature:** -30°C to 95°C

**Storage Temperature:** -50°C to 125°C

**Maximum input:** 10Arms, 0-240VAC circuit

**Maximum output voltage:** 4.0Vrms. Burden resistor value must be selected to not exceed this voltage.

### Response Curve:



### Construction:

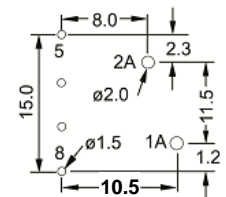
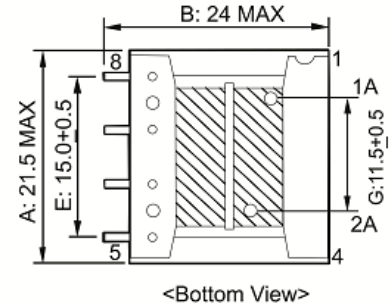
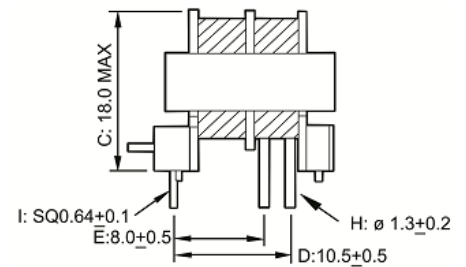
These transformers are provided with Recognized Component electrical insulation system (OBJY2), Class 130 (B), designated "B3". Products are designed, built and 100% tested for a hi-pot of 2500V, winding to winding and 1250V, winding to core.

### Agency Files:


UL file E50476 – Electrical Insulation Systems, Class "B3", 130C  
 UL file E205349 – Component, Instrument Transformer (XODW2)

**RoHS Compliance:** As of manufacturing date February 2005, all standard products meet the requirements of 2011/65/EU, known as the RoHS initiative.

\*Upon printing, this document is considered "uncontrolled". Please contact Triad Magnetics website for the most current version. For soldering and washing information please see <http://www.com.triadmagnetics.com/faq.html>



PC BOARD LAYOUT



SCHEMATIC