

**Low Cost High IP3 Mixer for
PCS/WLL Applications**

CSM2-10
V3


Features

- LO & RF 10 TO 2800 MHz
- IF 10 TO 2000 MHz
- LO DRIVE +10 dBm (NOMINAL)
- SURFACE MOUNT
- HIGH INTERCEPT +20 dBm (TYP.)
- +260°C REFLOW COMPATIBLE

Description

The CSM2-10 is a double balanced mixer, designed for use in the high volume wireless applications. The design utilizes Schottky ring quad diodes and broadband baluns to attain excellent performance.

Product Image



Ordering Information

Part Number	Package
CSM2-10	Surface Mount

www.DataSheet4U.com

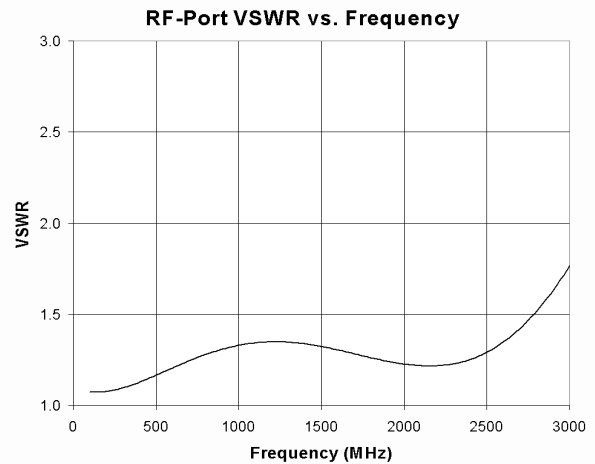
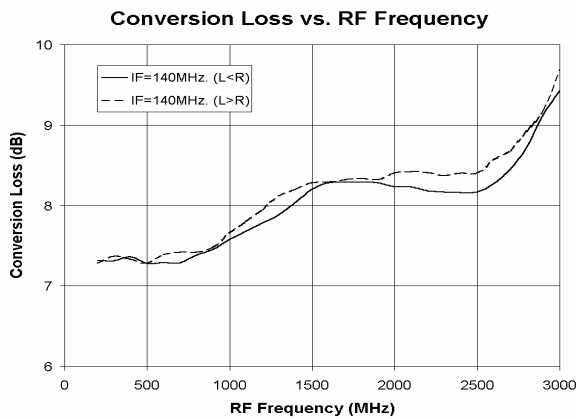
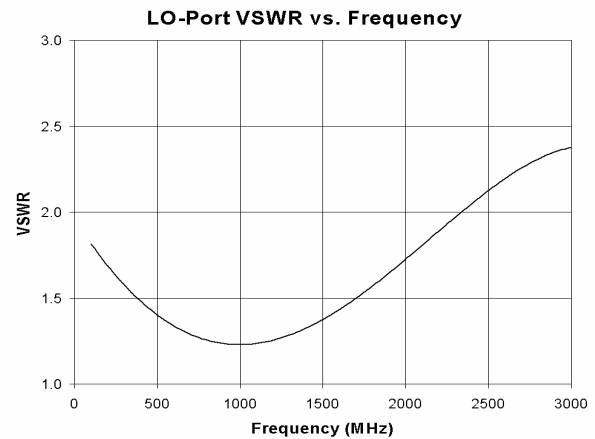
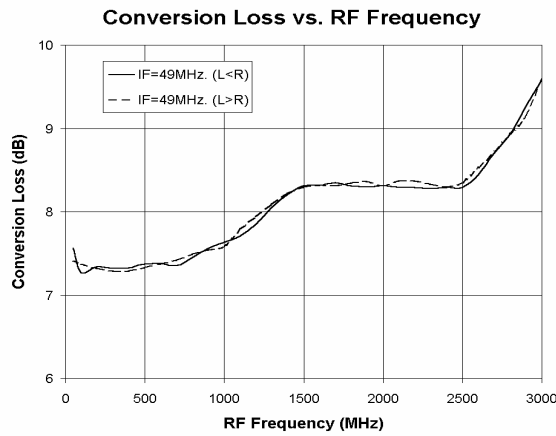
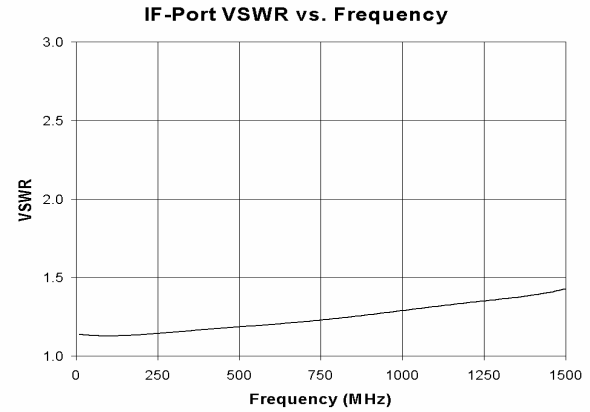
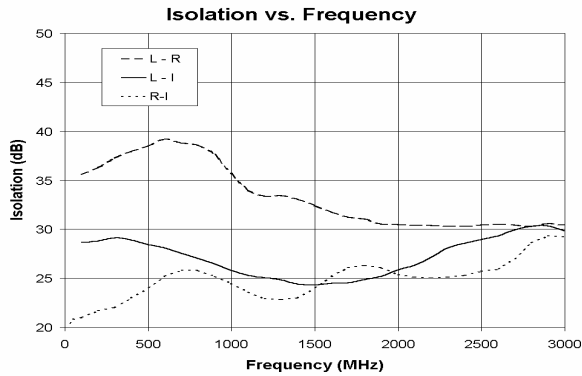
Electrical Specifications: $Z_0 = 50\Omega$ $Lo = +10$ dBm (Downconverter application only)

Parameter	Test Conditions	Units	Typical	Guaranteed	
				+25°C	-40° to +85°C
SSB Conversion Loss(max)	fR = 10 to 1200 MHz, fL = 10 to 1200 MHz, fi = 10 to 1000 MHz fR = 1200 to 2800 MHz, fL = 1200 to 2800 MHz, fi = 10 to 2000 MHz	dB dB	8.0	8.5	9.0
			9.0	10.0	10.5
SSB Noise Figure		dB	Within 1 dB of conversion loss		
L - R Isolation (min)	fL = 10 to 1200 MHz fL = 1200 to 2800 MHz	dB dB	35	32	30
			30	28	26
L - I Isolation (min)	fL = 10 to 2800 MHz	dB	27	23	21
R - I Isolation (min)	fR = 10 to 2800 MHz	dB	27		
1 dB Conversion Comp.	fL = +10 dBm	dBm	+7		
Input IP3	fL = 10 to 2800 MHz, fi = 10 to 1000 MHz, fR = 10 to 2800 MHz fL = 2000 to 2800 MHz, fi = 10 to 2000 MHz, fR = 2000 to 2800 MHz	dBm dBm	+20		
			+17		
R-Port VSWR	fR = 10 to 2800 MHz		1.80:1		
L-Port VSWR	fL = 10 to 2000 MHz fL = 2000 to 2800 MHz		1.90:1		
			2.50:1		
I-Port VSWR	fi = 10 to 2200 MHz		1.80:1		

**Low Cost High IP3 Mixer for
PCS/WLL Applications**

CSM2-10
V3

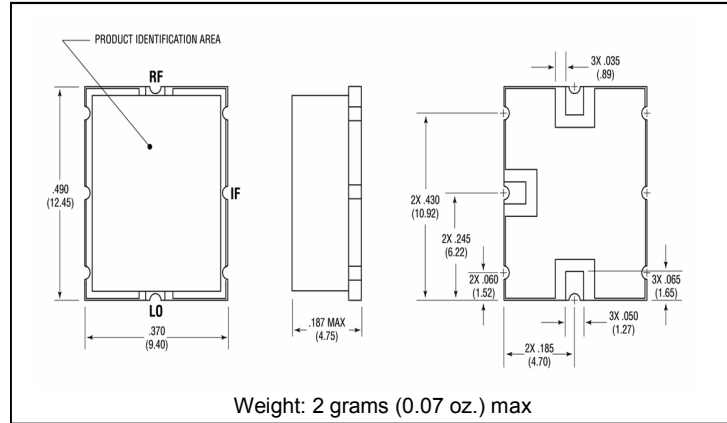
Typical Performance Curves



**Low Cost High IP3 Mixer for
PCS/WLL Applications**

CSM2-10
V3

Outline Drawing: Surface Mount *



* Dimensions are inches (millimeters) ± 0.015 (0.38) unless otherwise specified.

Absolute Maximum Ratings

Parameter	Absolute Maximum
Operating Temperature	-54°C to +85°C
Storage Temperature	-65°C to +100°C
Peak Input Power	+20 dBm max @ -25°C +17 dBm max @ +85°C
Peak Input Current	50 mA DC