

**Termination Insensitive Mixer**

**CSM4T**

V5


**Features**

- LO 1 TO 3400 MHz
- RF 1 TO 3400 MHz
- IF 1 TO 2000 MHz
- LO DRIVE +10 dBm (NOMINAL)
- HIGH INTERCEPT +18 dBm (TYP.)
- +260°C REFLOW COMPATIBLE

**Description**

The CSM4T is a termination insensitive mixer, designed for use in military, wireless, and test equipment applications. The design utilizes Schottky bridge quad diodes, broadband ferrite baluns and internal loads to provide excellent performance without degradation due to external VSWR mismatches.

**Product Image**



**Ordering Information**

Part Number	Package
CSM4T	Surface Mount

**Electrical Specifications:  $Z_0 = 50\Omega$   $Lo = +10$  dBm (Downconverter application only)**

Parameter	Test Conditions	Units	Typical	Guaranteed	
				+25°C	-40° to +85°C
SSB Conversion Loss(max)	fR = 1 to 2400 MHz, fL = 1 to 2400 MHz, fl = 1 to 2000 MHz fR = 1 to 3400 MHz, fL = 1 to 3400 MHz, fl = 1 to 2000 MHz	dB dB	8.0	9.0	10.5
			9.0	10.0	11.5
SSB Noise Figure		dB	Within 1 dB of conversion loss		
L - R Isolation (min)	fL = 1 to 2400 MHz fL = 2400 to 3400 MHz	dB	35	25	24
			25	20	18
L - I Isolation (min)	fL = 1 to 2400 MHz fL = 2400 to 3400 MHz	dB	35	25	23
			25	20	18
R - I Isolation (min)	fR = 1 to 3400 MHz	dB	25		
1 dB Conversion Comp.	fL = +10 dBm	dBm	+7		
Input IP3	fL = 100 to 3400 MHz, fl = 50 to 2000 MHz, fR = 100 to 3400 MHz	dBm	+18		
R-Port VSWR	fR = 1 to 3400 MHz		2.0:1		
L-Port VSWR	fL = 1 to 3400 MHz		2.0:1		
I-Port VSWR	fl = 1 to 2000 MHz		2.0:1		

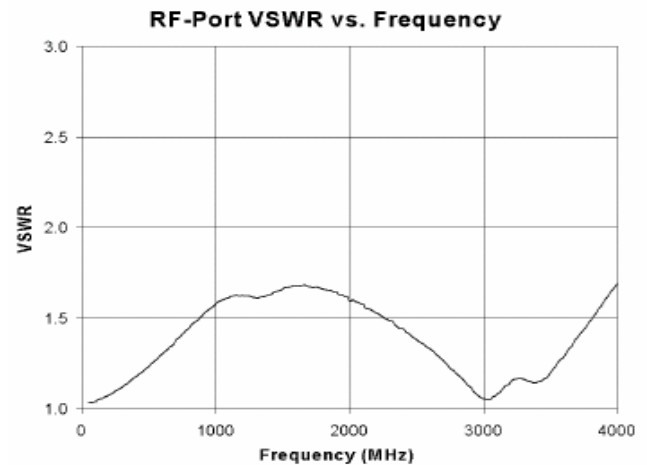
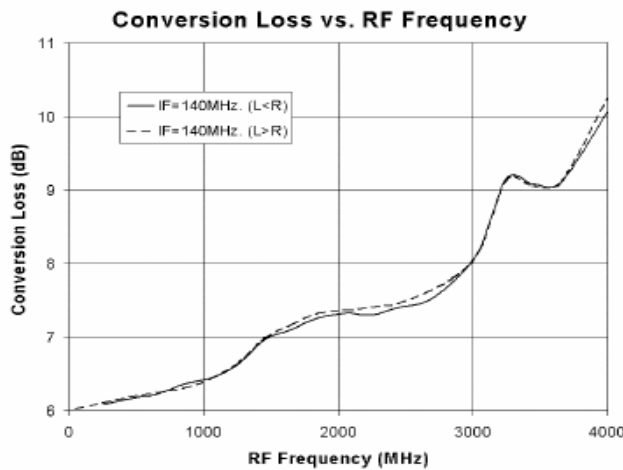
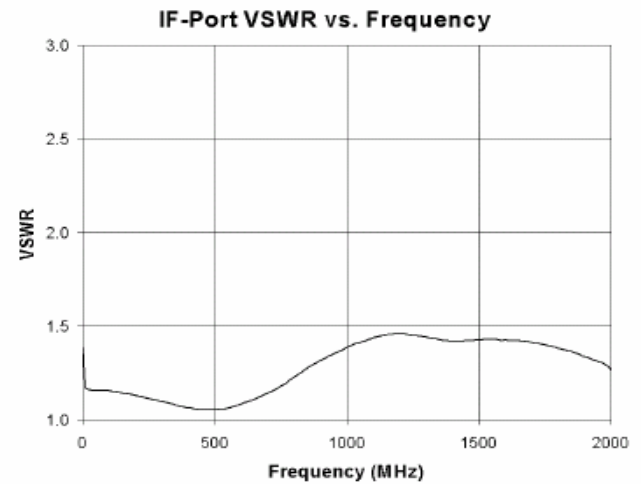
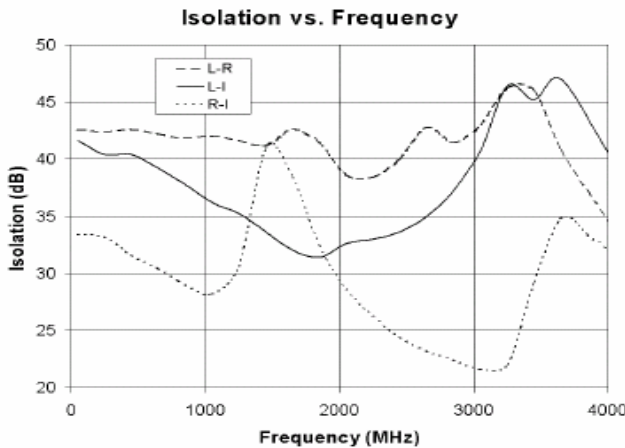
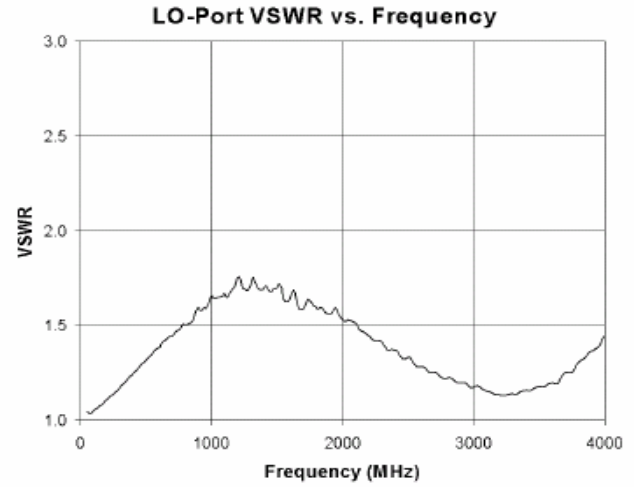
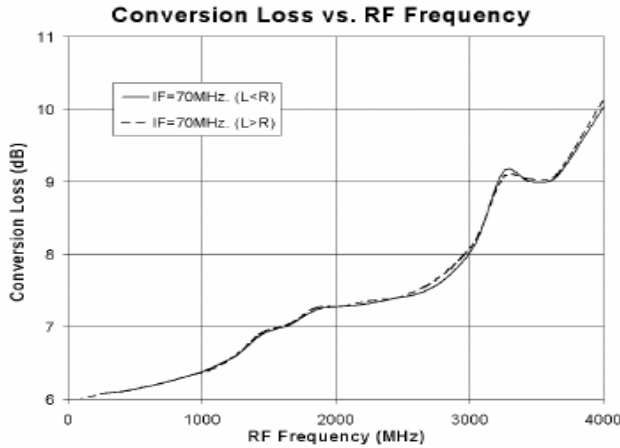
1

M/A-COM Inc. and its affiliates reserve the right to make changes to the product(s) or information contained herein without notice. M/A-COM makes no warranty, representation or guarantee regarding the suitability of its products for any particular purpose, nor does M/A-COM assume any liability whatsoever arising out of the use or application of any product(s) or information.

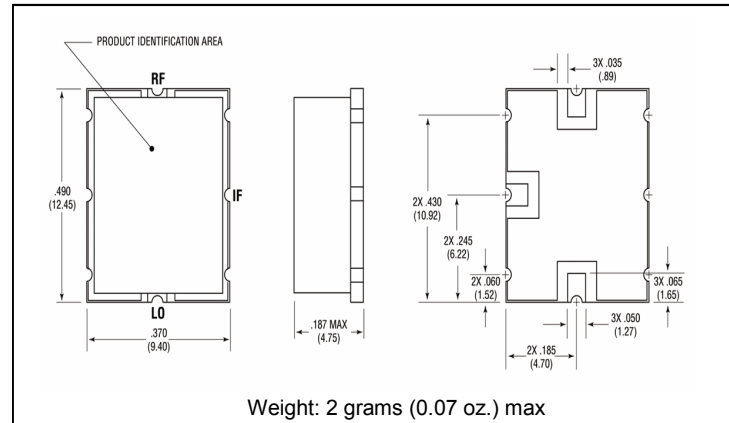
- **North America** Tel: 800.366.2266 / Fax: 978.366.2266
- **Europe** Tel: 44.1908.574.200 / Fax: 44.1908.574.300
- **Asia/Pacific** Tel: 81.44.844.8296 / Fax: 81.44.844.8298

Visit [www.macom.com](http://www.macom.com) for additional data sheets and product information.

**Typical Performance Curves**



**Outline Drawing: Surface Mount \***



\* Dimensions are inches (millimeters)  $\pm 0.015$  (0.38) unless otherwise specified.

**Absolute Maximum Ratings**

Parameter	Absolute Maximum
Operating Temperature	-54°C to +85°C
Storage Temperature	-65°C to +100°C
Peak Input Power	+13 dBm max @ +25°C +10 dBm max @ +85°C
Peak Input Current	50 mA DC