

Main Product Characteristics

$I_{F(AV)}$	2x2.5A
V_{RRM}	100V
T_J	150°C
$V_{(TYP)}$	0.32V

■ Features

- Axial lead type devices for through hole design.
- Low forward voltage drop.
- Excellent high temperature stability.
- Fast switching capability.
- Suffix "G" indicates Halogen-free part, ex. CSRL5100G-A.
- Lead-free parts meet environmental standards of MIL-STD-19500 /228

■ Mechanical data

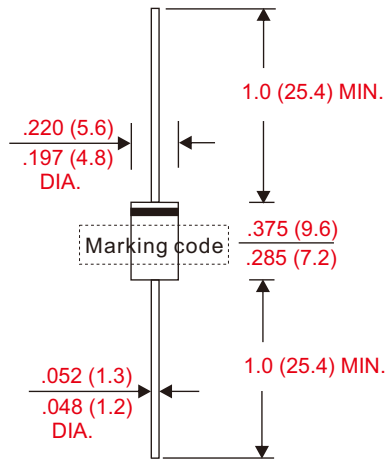
- Epoxy: UL94-V0 rated flame retardant
- Case : Molded plastic, DO-201AD / DO-27
- Lead : Axial leads, solderable per MIL-STD-202, Method 208 guaranteed
- Polarity : Color band denotes cathode end
- Weight : Approximated 1.10 gram

■ Maximum ratings and electrical characteristics

Rating at 25°C ambient temperature unless otherwise specified. Single phase, half wave, 60Hz, resistive or inductive load. For capacitive load, derate current by 20%.

■ Outline

DO-27(DO-201AD)



Dimensions in inches and (millimeters)

Parameter	Conditions	Symbol	CSRL5100-A	UNIT
Marking code			CSRL5100	
Peak repetitive reverse voltage		V_{RRM}	100	V
Working peak reverse voltage		V_{RWM}		
DC blocking voltage		V_{RM}		
Forward rectified current		I_O	5	A
Forward surge current	8.3ms single half sine-wave superimposed on rate load (JEDEC method)	I_{FSM}	200	A
Peak repetitive reverse surge current	2us - 1kHz	I_{RRM}	1	A
Thermal resistance	Junction to case	$R_{\theta JC}$	20	°C/W
Operating and Storage temperature		T_J, T_{STG}	-55 ~ +150	°C

Parameter	Conditions	Symbol	MIN.	TYP.	MAX.	UNIT
Forward voltage drop	$I_F = 5A, T_J = 25^\circ C$	V_F			720	mV
	$I_F = 5A, T_J = 125^\circ C$				600	
Reverse current	$V_R = V_{RRM}, T_J = 25^\circ C$	I_R			0.1	mA
	$V_R = V_{RRM}, T_J = 125^\circ C$				100	

Rating and characteristic curves

Fig. 1 - Forward Current Derating Curve

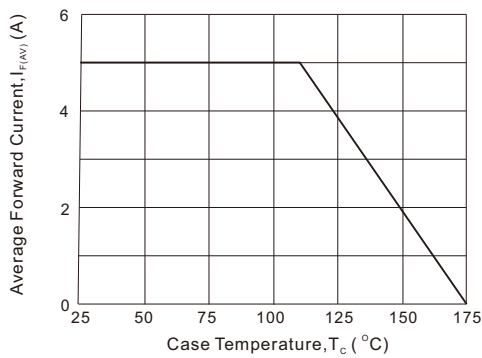


Fig. 2 - Instantaneous Forward Characteristics

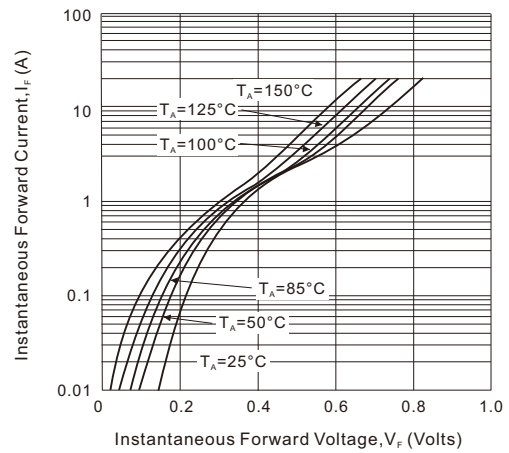
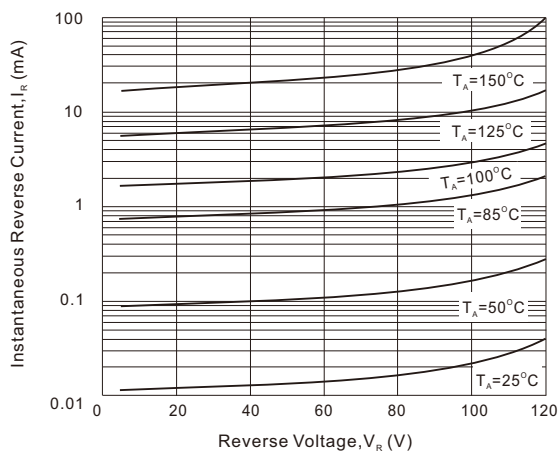


Fig. 3 - Reverse Characteristics



- CITC reserves the right to make changes to this document and its products and specifications at any time without notice.
- Customers should obtain and confirm the latest product information and specifications before final design, purchase or use.
- CITC makes no warranty, representation or guarantee regarding the suitability of its products for any particular purpose, nor does CITC assume any liability for application assistance or customer product design.
- CITC does not warrant or accept any liability with products which are purchased or used for any unintended or unauthorized application.
- No license is granted by implication or otherwise under any intellectual property rights of CITC.
- CITC products are not authorized for use as critical components in life support devices or systems without express written approval of CITC.