

Technical Data of Ceramic Resonator

Type CSTCR6M00G53-R0

Applied to M34580M4

Note: Suffix indicates packaging style.

·Lead type

-A0 : Flat pack package(Ho=18mm)

-B0 : Bulk

·SMD type

-R0 : Plastic tape package(\varnothing =180mm)





-B0 : Bulk

TOYAMA MURATA MANUFACTURING CO., LTD.

Product Engineering Service Section I

Planning Department

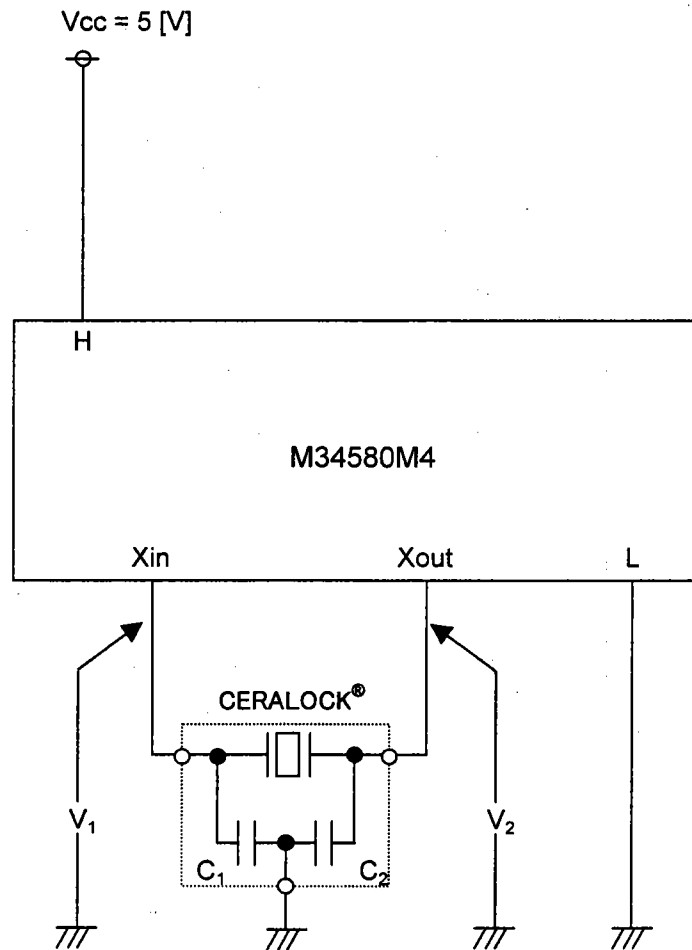
Piezoelectric Components Group

Approved by	Checked by	Checked by	Issued by	Issued Date	TCD No.
 S.Iwasaki	 K.Maruno	 K.Masaki	 T.Morita	Jul 4, 2000	TCD-00-0752

Contents

1.	Test Circuit	1
2.	Temperature Characteristics of Oscillating Frequency, Oscillating Voltage	2
3.	Rise Time, Oscillating Frequency, Oscillating Voltage vs Vcc Characteristics	3

Test Circuit



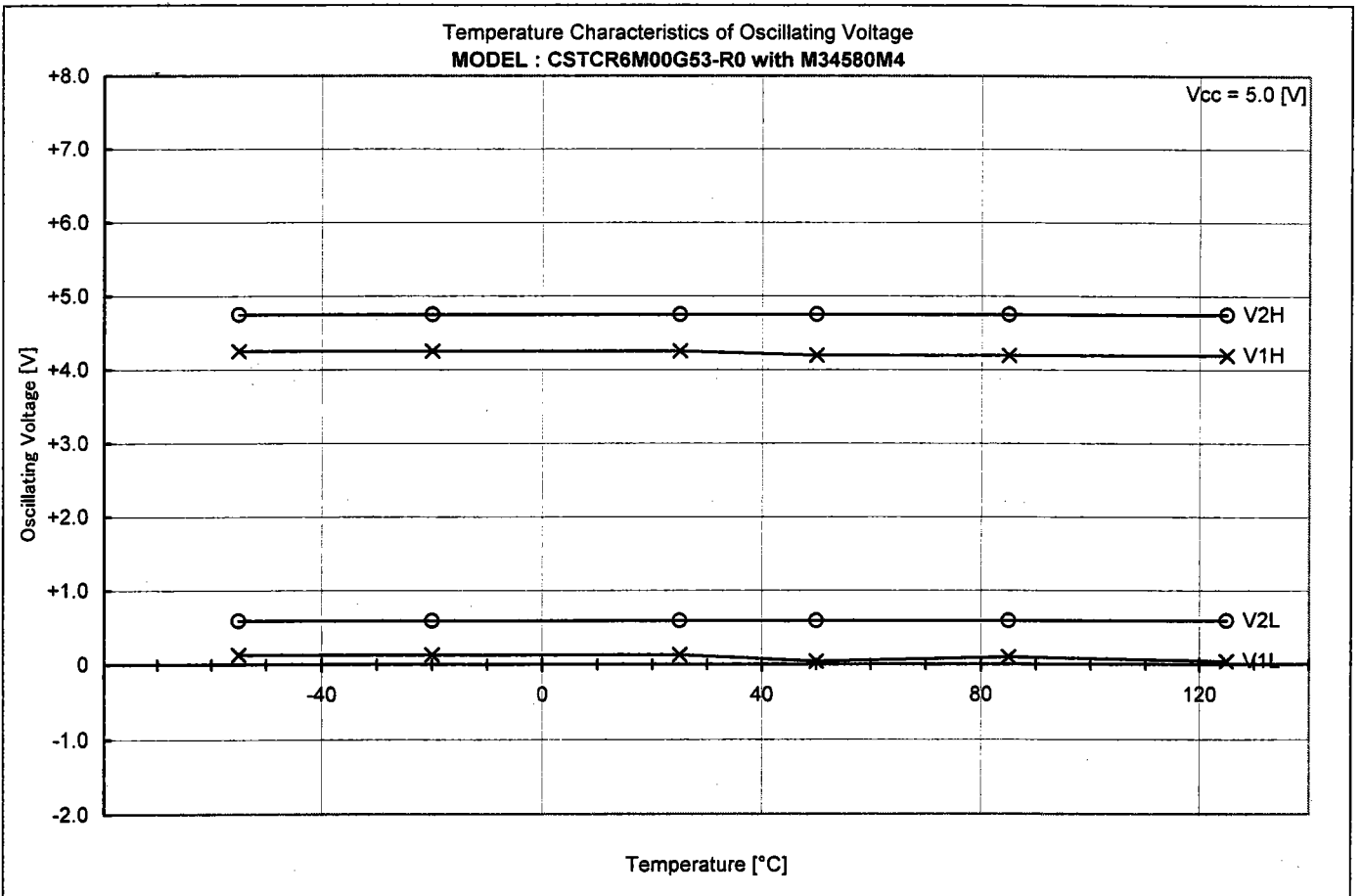
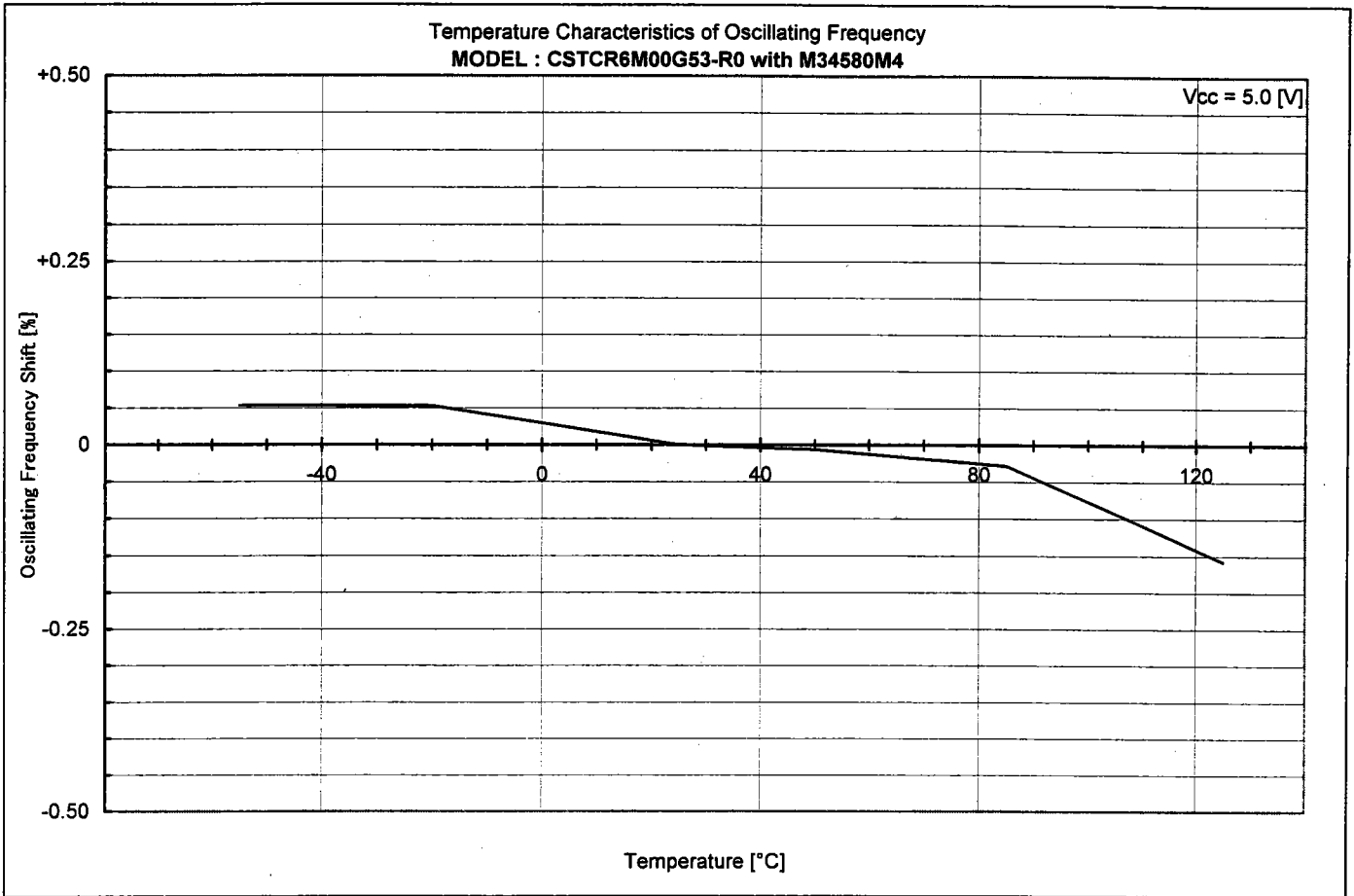
Xin : 3
 Xout : 4
 H : 1
 L : 2,5,6

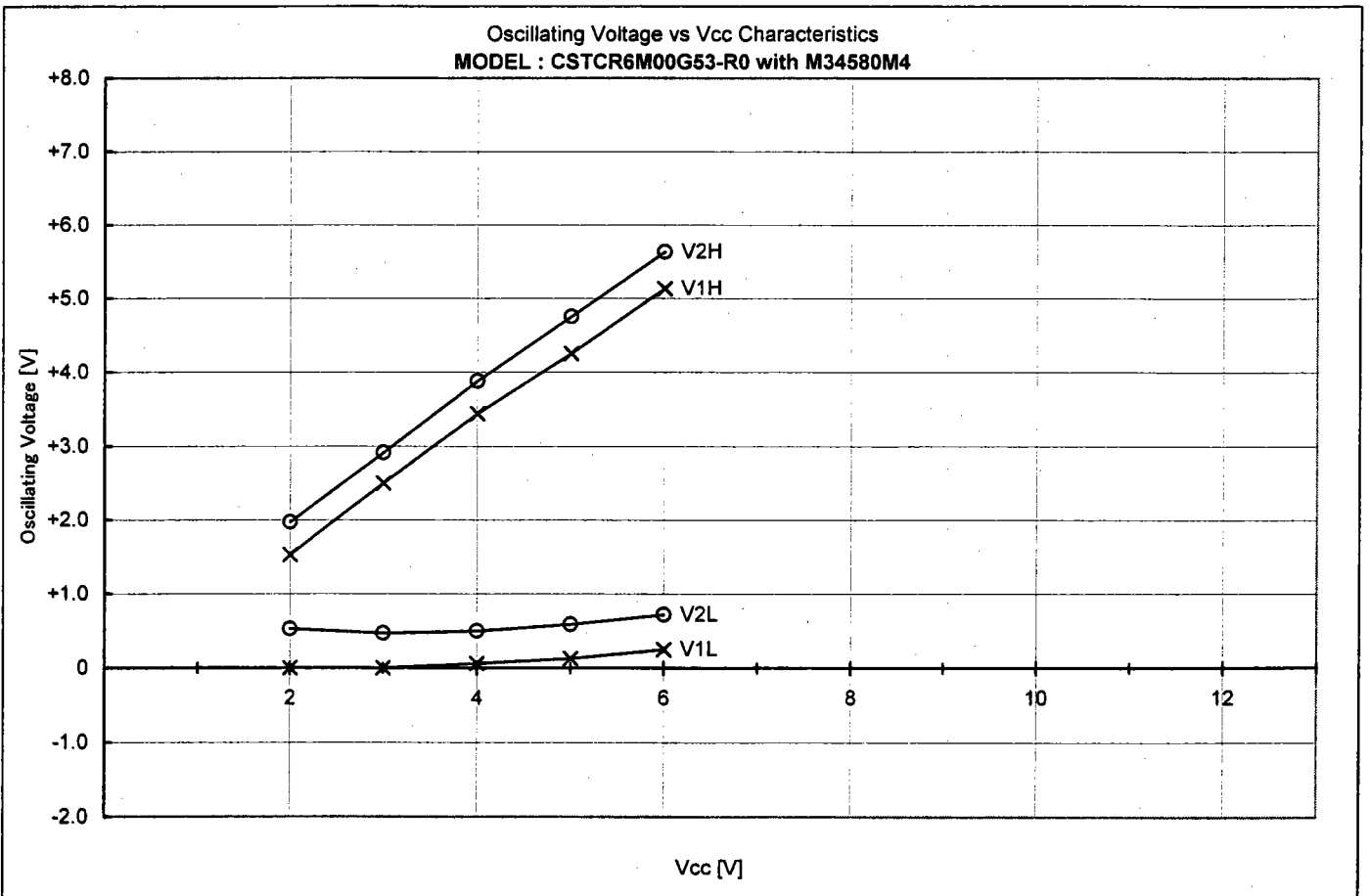
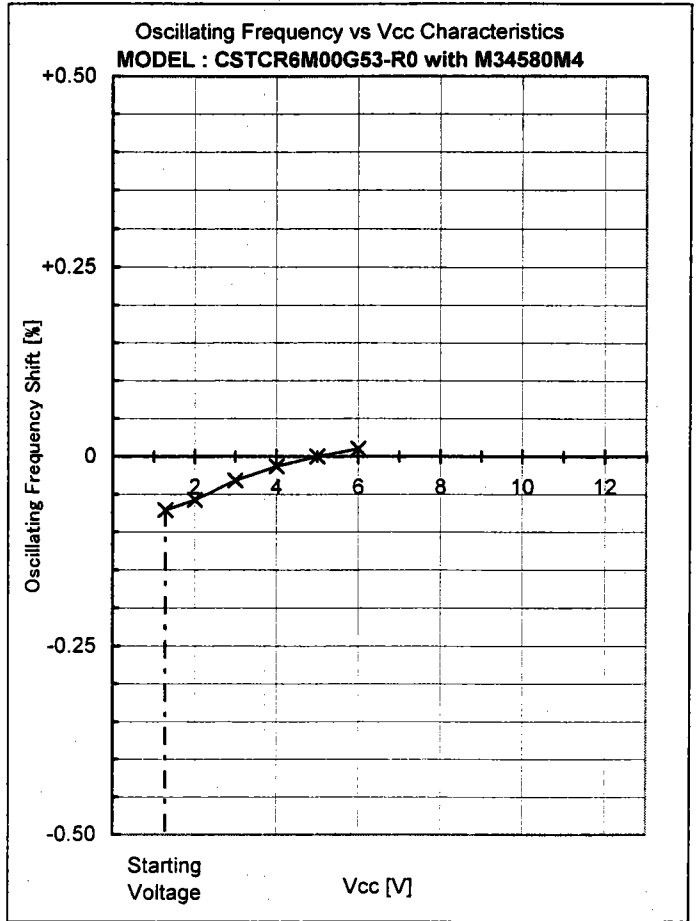
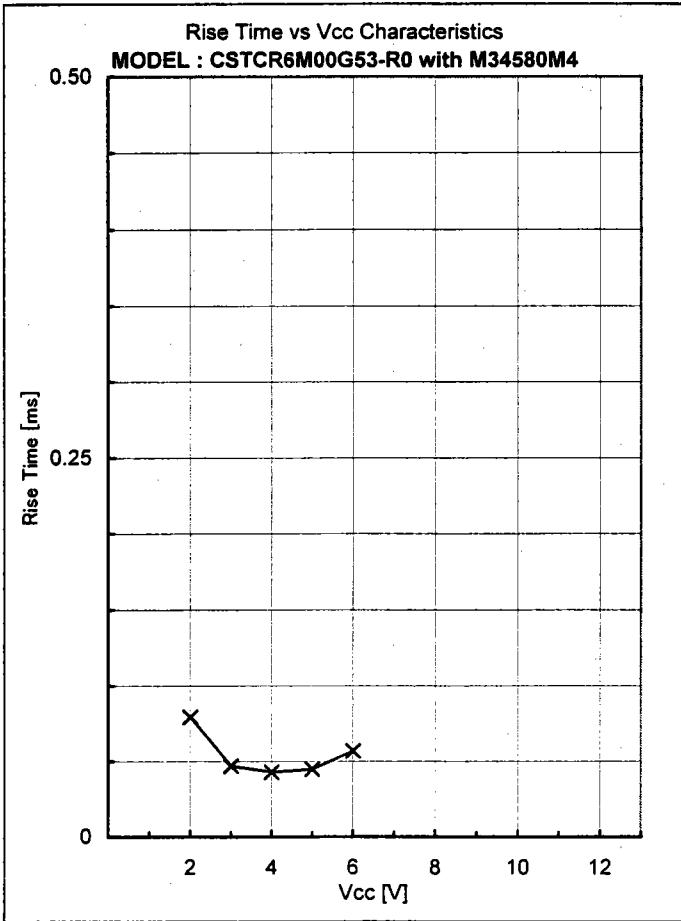
Recommendable Value

CERALOCK® : CSTCR6M00G53-R0

C1 = 15 [pF] (Typ.)

C2 = 15 [pF] (Typ.)





Appendixes

4.	Comparison Table	4
5.	Frequency Correlation Data	5

Comparison Table

IC : No	V1H [V]	V1L [V]	V1p-p [V]	V2H [V]	V2L [V]	V2p-p [V]	Fosc [kHz]	Trise [ms]	Vstart [V]
035(LL)	4.25	0.25	4.00	4.69	0.63	4.06	5994.175	0.065	1.05
036(LL)	4.31	0.19	4.12	4.75	0.63	4.12	5994.439	0.064	1.05
037(MM)	4.25	0.13	4.12	4.75	0.59	4.16	5994.179	0.046	1.29
038(MM)	4.25	0.13	4.12	4.75	0.59	4.16	5993.983	0.056	1.31
039(HH)	4.31	0.06	4.25	4.75	0.59	4.16	5994.157	0.040	1.54
040(HH)	4.25	0.13	4.12	4.75	0.59	4.16	5993.966	0.041	1.51

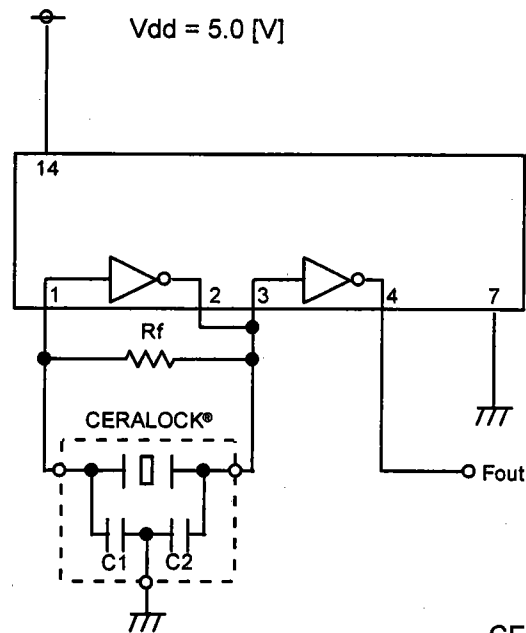
Ref.

Performance described page 2 to 3 were measured with IC No. 037(MM)

Frequency Correlation Data

Sample No.	M34580M4 Fosc [kHz]	TC4069UBP Fosc [kHz]	Shift [%]
1	5994.278	6014.842	-0.3419
2	6005.122	6025.681	-0.3412
3	6001.198	6020.768	-0.3250
4	5987.903	6008.113	-0.3364
5	5992.659	6012.266	-0.3261
\bar{X}	5996.232	6016.334	-0.3341

muRata Standard Circuit



CERALOCK® : CSTCR6M00G53-R0

C1 = 15 [pF]

C2 = 15 [pF]

Rf = 1 [Mohm]