

Technical Data of Ceramic Resonator

(*)

New Part No. : CSTLA12M0T55-B0

Previous Part No. : CST12.0MTW

Applied to M38503M4A-XXXFP

Note: Suffix indicates packaging style.

·Lead type

-A0 : Flat pack package(Ho=18mm)

-B0 : Bulk

·SMD type

-R0 : Plastic tape package(Ø=180mm)

-B0 : Bulk

(*) Murata changed part number in June of 2001.

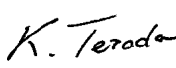



The new part number is shown on this sheet with previous part number.

TOYAMA MURATA MANUFACTURING CO., LTD.

Product Engineering Service Section I

Planning Department

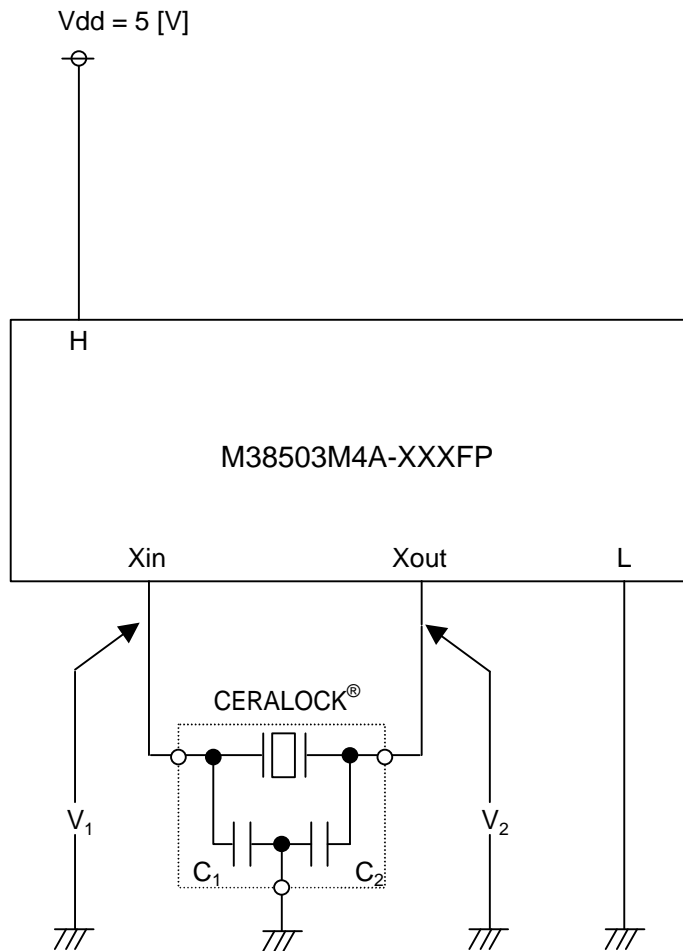
Piezoelectric Components Group

Approved by	Checked by	Checked by	Issued by	Issued Date	Data No.
 K.Terada	 K.Maruno	 K.Masaki	 K.Tagata	Dec 20, 2001	TCD-01-2192

Contents

1.	Test Circuit	1
2.	Temperature Characteristics of Oscillating Frequency, Oscillating Voltage	2
3.	Rise Time, Oscillating Frequency, Oscillating Voltage vs Vdd Characteristics	3

Test Circuit



Xin : 19
 Xout: 20
 H : 1,2
 L : 3,15,18,21

Recommended Value

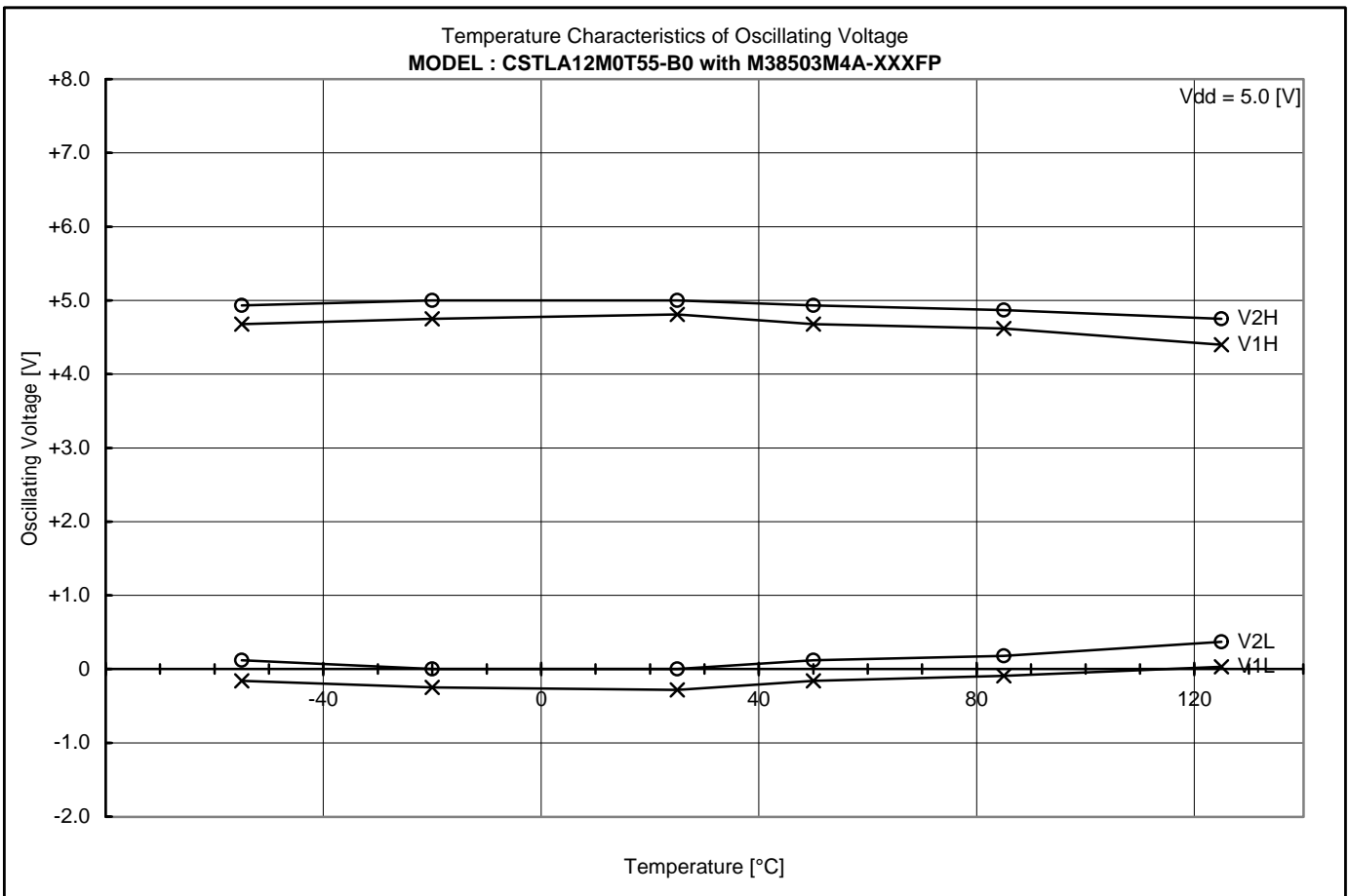
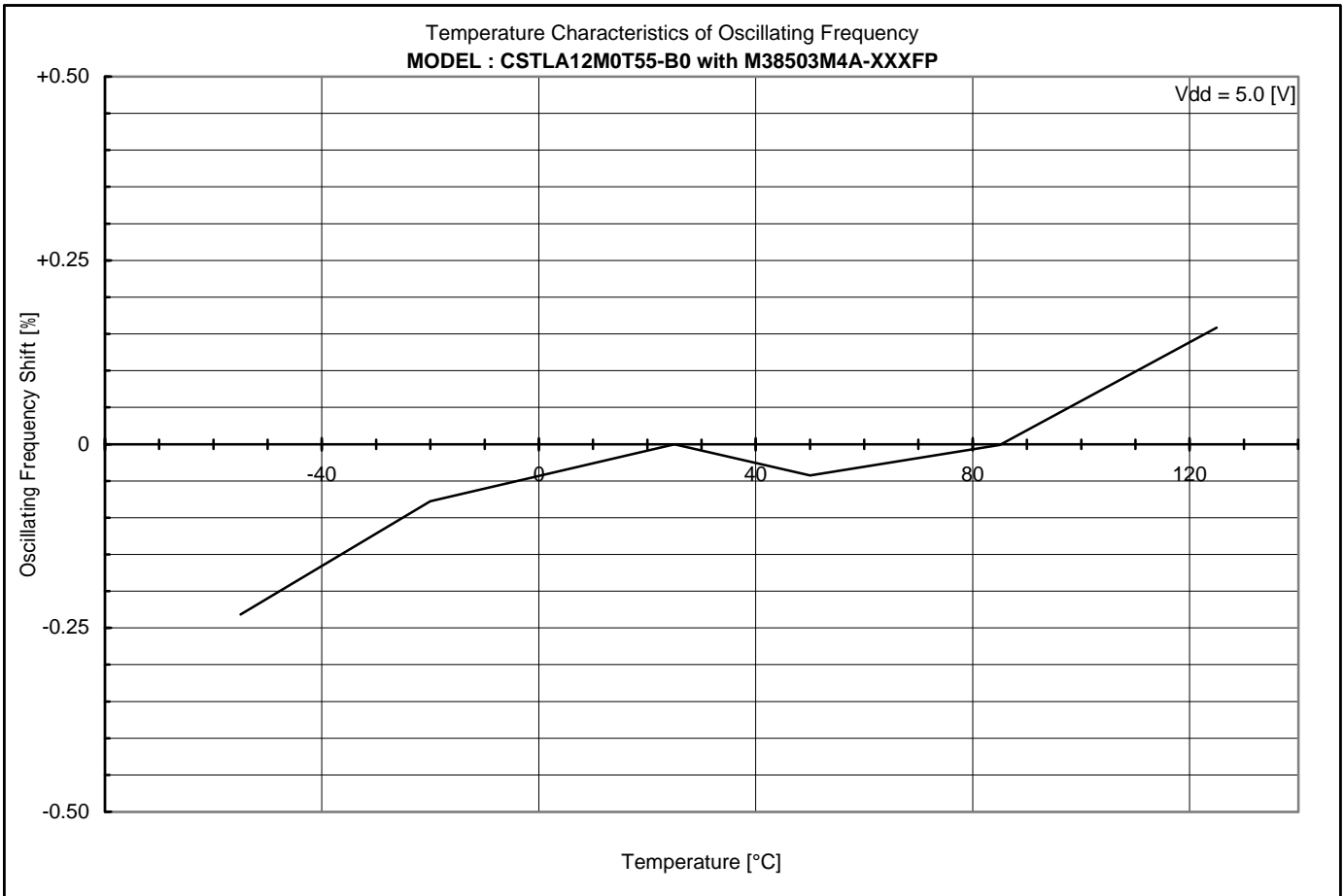
CERALOCK® : CSTLA12M0T55-B0

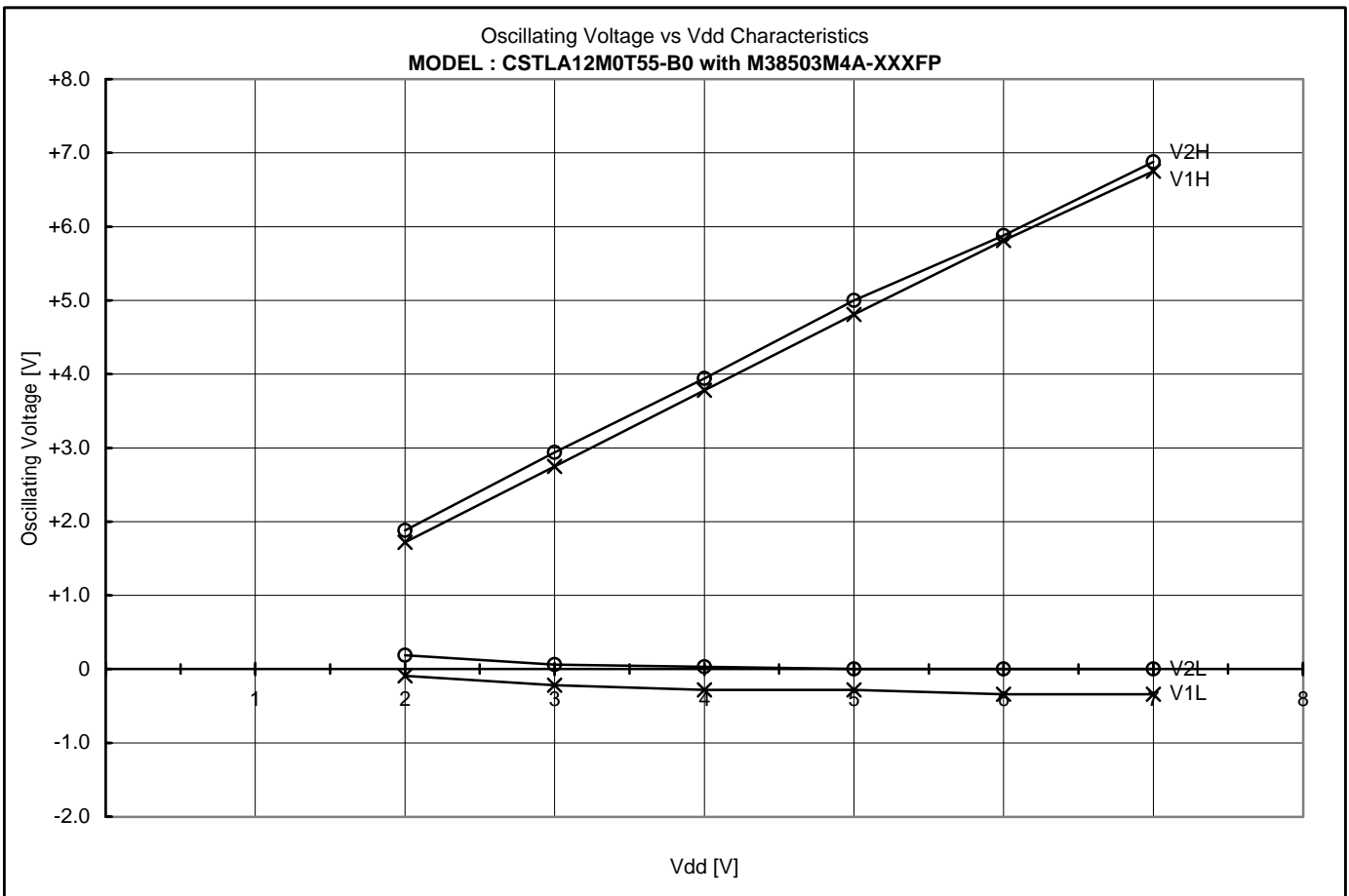
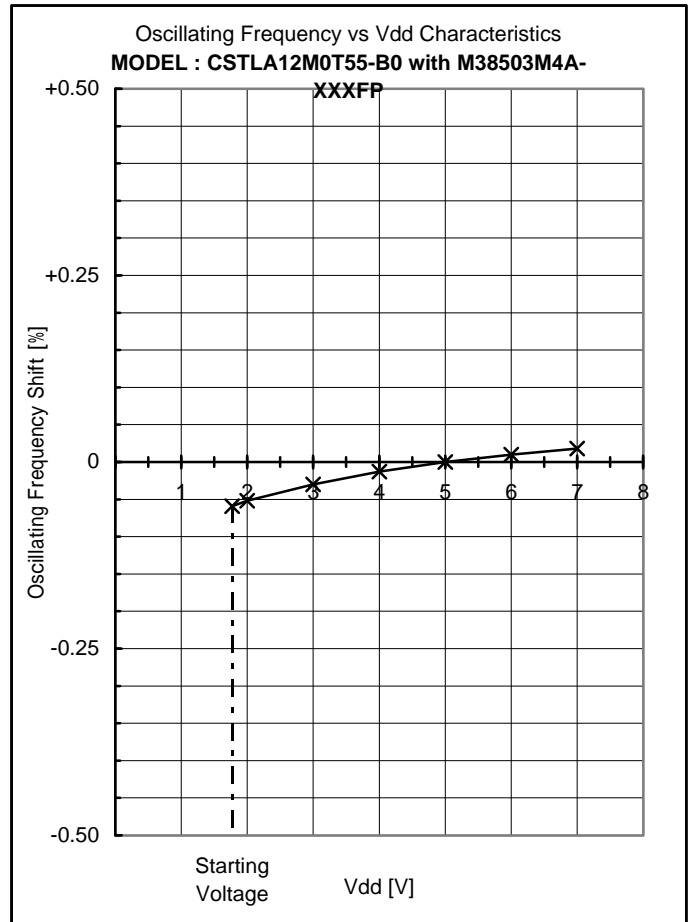
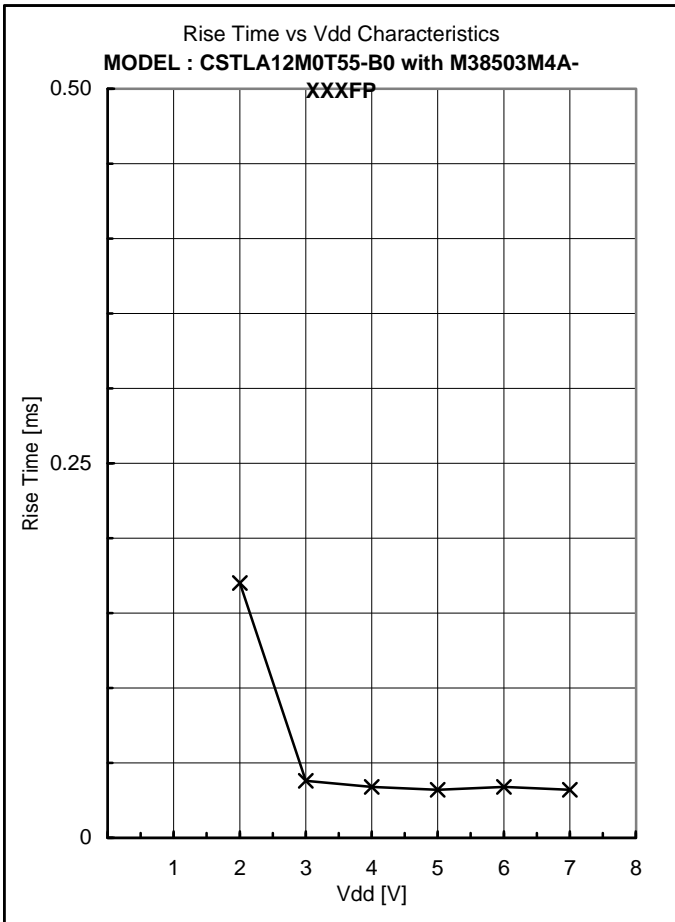
Vdd = 2.6 to 6.0 [V]

C1 = 30 [pF] (Typ.)

C2 = 30 [pF] (Typ.)

Ta = -40 to 125 [°C]





Appendixes

4.	Comparison Table	4
5.	Frequency Correlation Data	5

Comparison Table

IC : No	V1H [V]	V1L [V]	V1p-p [V]	V2H [V]	V2L [V]	V2p-p [V]	Fosc [kHz]	Trise [ms]	Vstart [V]
LL	4.81	-0.28	5.09	5.06	0.00	5.06	12073.594	0.042	1.53
LH	4.84	-0.22	5.06	5.06	0.06	5.00	12073.162	0.045	1.69
MM	4.81	-0.28	5.09	5.00	0.00	5.00	12073.436	0.034	1.78
HL	4.81	-0.34	5.15	4.94	-0.06	5.00	12073.140	0.027	1.78
HH	4.81	-0.28	5.09	5.06	0.03	5.03	12072.687	0.036	1.94

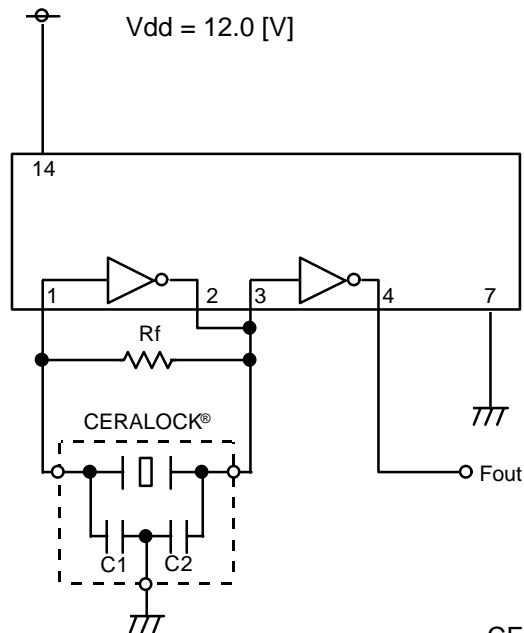
Ref.

Performance described page 2 to 3 were measured with IC No. MM

Frequency Correlation Data

Sample No.	M38503M4A-XXXFP Fosc [kHz]	CD4069UBE Fosc [kHz]	Shift [%]
1	12073.593	12034.126	0.3280
2	12047.810	12009.307	0.3206
3	12061.781	12023.235	0.3206
4	12009.177	11970.832	0.3203
5	12072.449	12033.253	0.3257
— X	12052.962	12014.151	0.3230

muRata Standard Circuit



CERALOCK® : CSTLA12M0T55-B0

C1 = 30 [pF]

C2 = 30 [pF]

Rf = 1 [Mohm]