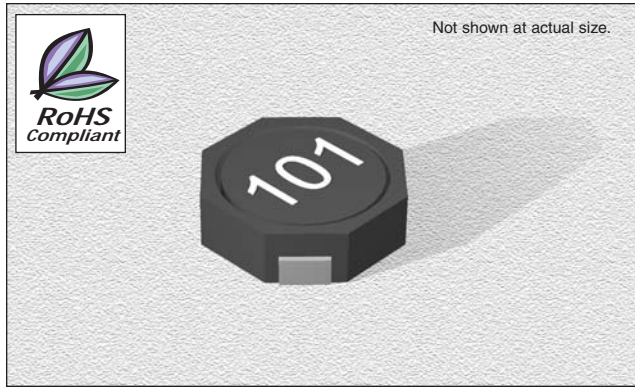


CT914BYF Series

From 1.2 μH to 100 μH



CHARACTERISTICS

Description: SMD (shielded) power inductor

Applications: Power supplies for VTR, OA equipment, LCD televisions, PC notebooks, portable communication equipment, DC/DC converters, etc.

Operating Temperature: -40°C to $+85^{\circ}\text{C}$

Inductance Tolerance: $\pm 20\%$

Testing: Tested on a HP4285A at 100 KHz

Packaging: Tape & Reel

Marking: Parts are marked with inductance code

Miscellaneous: RoHS Compliant

Additional Information: Additional electrical & physical information available upon request

Samples available. See website for ordering information.

SPECIFICATIONS

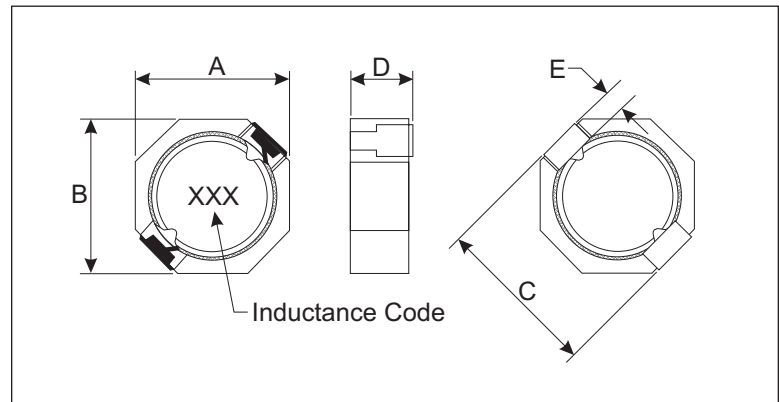
Parts are available in $\pm 20\%$ tolerance only.

*The IDC is that which causes a 30% inductance reduction from the initial value.

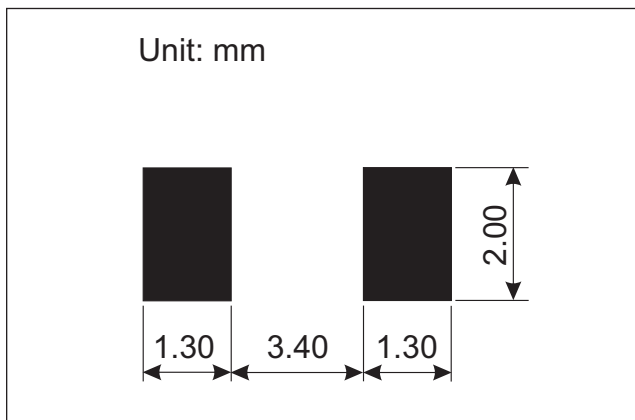
Part Number	Inductance ($\mu\text{H} \pm 20\%$)	L Test Freq. (kHz)	DCR Typ. (Ω)	IDC* (A)
CT914BYF-1R2M	1.2	100	0.044	2.15
CT914BYF-2R2M	2.2	100	0.059	1.63
CT914BYF-3R5M	3.5	100	0.073	1.34
CT914BYF-4R7M	4.7	100	0.087	1.14
CT914BYF-6R8M	6.8	100	0.105	0.95
CT914BYF-100M	10	100	0.150	0.76
CT914BYF-150M	15	100	0.210	0.63
CT914BYF-220M	22	100	0.275	0.56
CT914BYF-270M	27	100	0.357	0.50
CT914BYF-330M	33	100	0.455	0.44
CT914BYF-470M	47	100	0.730	0.36
CT914BYF-680M	68	100	0.935	0.30
CT914BYF-101M	100	100	1.500	0.23

PHYSICAL DIMENSIONS

Size	A Max.	B Max.	C Max.	D Max.	E Ref.
mm	5.2	5.2	5.6	2.0	0.6
inches	0.205	0.205	0.220	0.079	0.024



PAD LAYOUT



09.11.06