


CTDD1906SF-SU1K-1 Series

Fixed Input Isolated & Unregulated
1W Output, Single Output



FEATURES

- Efficiency:** To 81%
- Temperature Range:** -40°C to 85°C
- Isolation:** 1KVDC
- Package:** UL94-V0
- Miscellaneous:** Single Output Voltage. Fixed input voltage. SIP Package. No heat sink required. No external component required. Industry standard pinout. Unregulated output voltage. Small Footprint. PCB Mounting.
- Samples available.**

CHARACTERISTICS

- Short Circuit Protection:** 1 second
- Temperature Rise at Full Load:** 25°C Max. 15°C Typ.
- Cooling:** Free air convection
- Operating Temperature Range:** -40°C to +85°C
- Storage Temperature Range:** -55°C to +125°C
- Lead Temperature:** 300°C (1.5mm from case for 10 seconds)
- Storage Humidity Range:** ≤ 95%
- Case Material:** Plastic (UL94-V0)
- MTBF:** >3,500,000 hours
- Miscellaneous:** RoHS Compliant.

SPECIFICATIONS

Part Number	Vin Nom. (VDC)	Input Range (VDC)	Vout (VDC)	Iout Max. (mA)	Iout Min. (mA)	Effi. Typ. (%)
CTDD1906SF-0303-SU1K-1	3.3	3.0-3.6	3.3	300	30	72
CTDD1906SF-0305-SU1K-1	3.3	3.0-3.6	5	200	20	73
CTDD1906SF-0503-SU1K-1	5	4.5-5.5	3.3	300	30	74
CTDD1906SF-0505-SU1K-1	5	4.5-5.5	5	200	20	72
CTDD1906SF-0509-SU1K-1	5	4.5-5.5	9	111	12	74
CTDD1906SF-0512-SU1K-1	5	4.5-5.5	12	83	9	77
CTDD1906SF-0515-SU1K-W75	5	4.5-5.5	15	50	5	68
CTDD1906SF-0515-SU1K-1	5	4.5-5.5	15	67	7	79
CTDD1906SF-1203-SU1K-1	12	10.8-13.2	3.3	300	30	75
CTDD1906SF-1205-SU1K-1	12	10.8-13.2	5	200	20	73
CTDD1906SF-1209-SU1K-1	12	10.8-13.2	9	111	12	75
CTDD1906SF-1212-SU1K-1	12	10.8-13.2	12	83	9	79
CTDD1906SF-1215-SU1K-1	12	10.8-13.2	15	67	7	80
CTDD1906SF-2405-SU1K-1	24	21.6-26.4	5	200	20	74
CTDD1906SF-2409-SU1K-1	24	21.6-26.4	9	111	12	76
CTDD1906SF-2412-SU1K-1	24	21.6-26.4	12	83	9	80
CTDD1906SF-2415-SU1K-1	24	21.6-26.4	15	67	7	81

ISOLATION SPECIFICATIONS

Item	Test Condition	MIN	TYP	MAX	Units
Isolation Voltage	Tested for 1 minute	1000			VDC
Isolation Resistance	Test at 500VDC	1000			MΩ

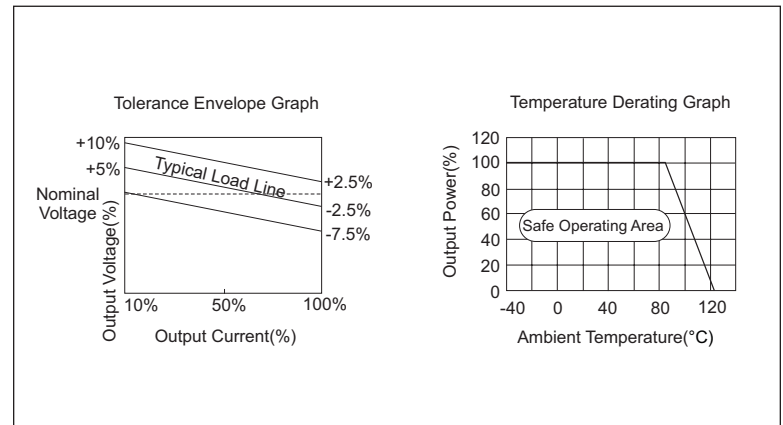
OUTPUT SPECIFICATIONS

Item	Test Condition	MIN	TYP	MAX	Units
Output Power		0.1		1	W
Line regulation	For Vin change of 1%			1.2	%
Load regulation	10% to 100% full load		10	15	%
Output voltage accuracy	See tolerance envelope graph				
Temperature drift	100% full load			0.03	%/°C
Output ripple	20MHz bandwidth		50	75	mVp-p
Switching frequency	Full load, nominal input		100		KHz

Note:

- All specifications measured at TA=25°C, humidity<75%, nominal input voltage and rated output load unless otherwise specified.

TYPICAL CHARACTERISTICS

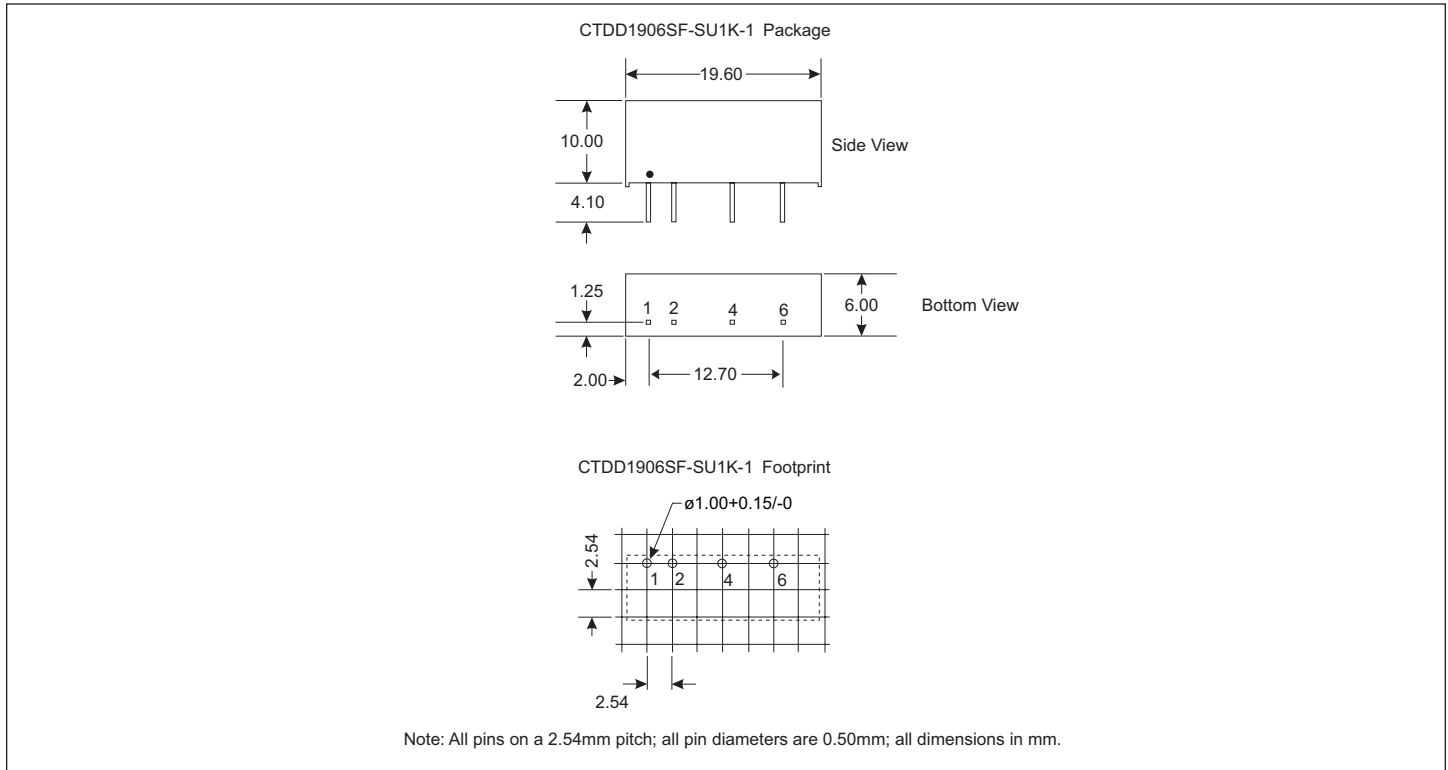


06.04.07

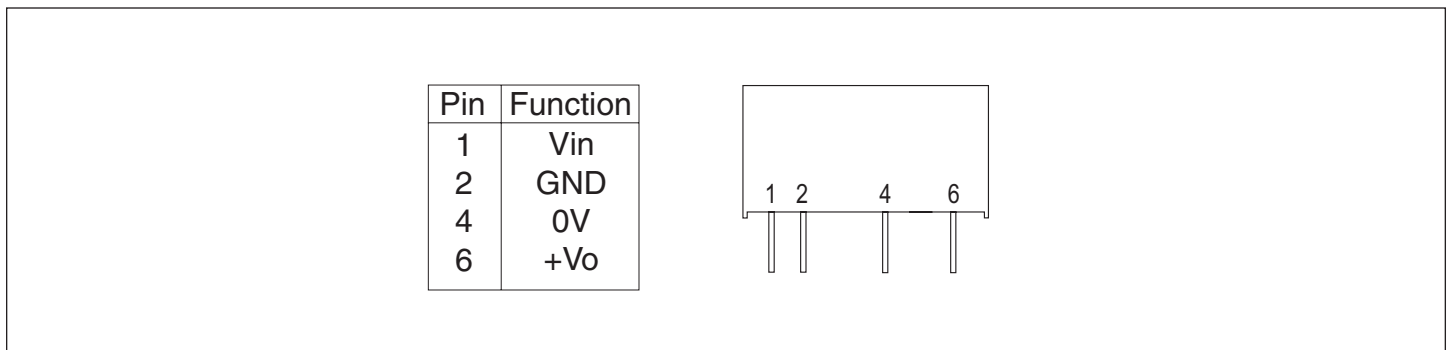
CTDD1906SF-SU1K-1 Series

Fixed Input Isolated & Unregulated
1W Output, Single Output

OUTLINE DIMENSIONS & RECOMMENDED FOOTPRINT DETAILS



PIN CONNECTIONS



06.04.07