


CTDD1909SF-D6K-1 Series

Fixed Input Isolated & Unregulated
1W Output, Dual Output



FEATURES

- Efficiency:** To 78%
- Temperature Range:** -40°C to +85°C
- Isolation:** 6KVDC
- Package:** UL94-V0
- Miscellaneous:** No heat sink required. No external component required. Industry standard pinout. Small footprint. Dual Output. Custom service available.
- Samples available.**

CHARACTERISTICS

- Short Circuit Protection:** 1 second
- Temperature Rise at Full Load:** 25°C Max. 15°C Typ.
- Cooling:** Free air convection
- Operating Temperature Range:** -40°C to +85°C
- Storage Temperature Range:** -55°C to +125°C
- Lead temperature:** 300°C (1.5mm from case for 10 seconds)
- Storage Humidity Range:** ≤ 95%
- Case Material:** Plastic (UL94-V0)
- MTBF:** >3,500,000 hours
- Miscellaneous:** RoHS Compliant.

SPECIFICATIONS

Part Number	Vin Nom. (VDC)	Input Range (VDC)	Vout (VDC)	Iout Max. (mA)	Iout Min. (mA)	Effi. Typ. (%)
CTDD1909SF-0505-D6K-1	5	4.5-5.5	±5	±100	±10	72
CTDD1909SF-0507-D6K-1	5	4.5-5.5	±7.2	±69	±7	72
CTDD1909SF-0509-D6K-1	5	4.5-5.5	±9	±56	±6	72
CTDD1909SF-0512-D6K-1	5	4.5-5.5	±12	±42	±5	75
CTDD1909SF-0515-D6K-1	5	4.5-5.5	±15	±33	±4	75
CTDD1909SF-1205-D6K-1	12	10.8-13.2	±5	±100	±10	75
CTDD1909SF-1207-D6K-1	12	10.8-13.2	±7.2	±69	±7	75
CTDD1909SF-1209-D6K-1	12	10.8-13.2	±9	±56	±6	76
CTDD1909SF-1212-D6K-1	12	10.8-13.2	±12	±42	±5	78
CTDD1909SF-1215-D6K-1	12	10.8-13.2	±15	±33	±4	78

ISOLATION SPECIFICATIONS

Item	Test Condition	MIN	TYP	MAX	Units
Isolation Voltage	Tested for 1 minute	6000			VDC
Isolation Resistance	Test at 500VDC	1000			MΩ

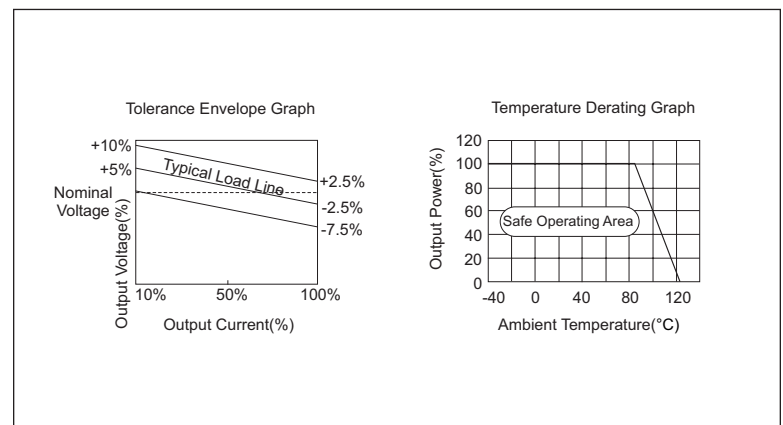
OUTPUT SPECIFICATIONS

Item	Test Condition	MIN	TYP	MAX	Units
1W Output Power		0.1		1	W
Line regulation	For Vin change of 1%			±1.2	%
Load regulation	10% to 100% full load (5V output)			15	%
Load regulation	10% to 100% full load (12V output)			10	%
Output voltage accuracy	See tolerance envelope graph				
Efficiency at full load	Nominal input voltage		75		%
Temperature drift	Full load			0.03	%/°C
1W Output ripple	20MHz Bandwidth		75	150	mVp-p
Switching frequency	Full load, nominal input		250		KHz

Note:

1. All specifications measured at TA=25°C, humidity<75%, nominal input voltage and rated output unless otherwise specified.

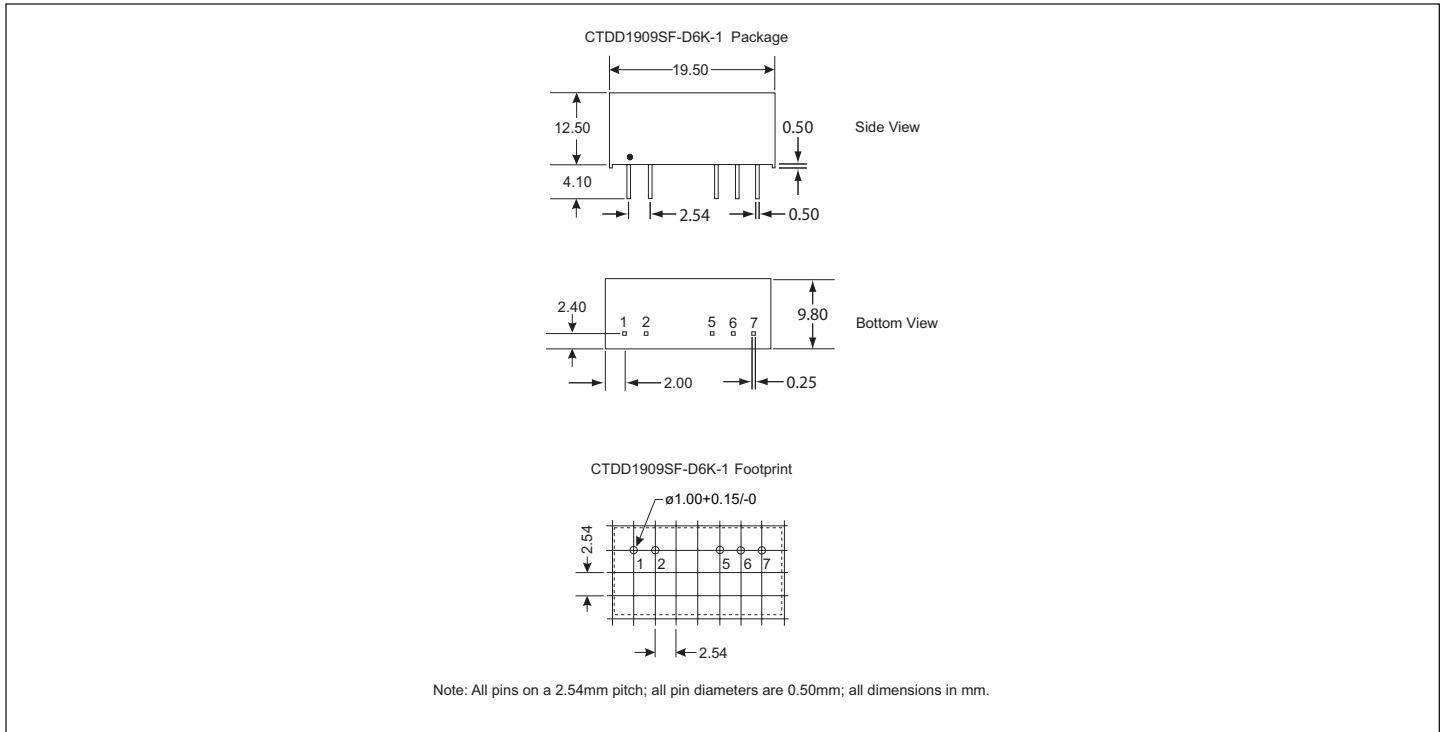
TYPICAL CHARACTERISTICS



CTDD1909SF-D6K-1 Series

Fixed Input Isolated & Unregulated
1W Output, Dual Output

OUTLINE DIMENSIONS & RECOMMENDED FOOTPRINT DETAILS



PIN CONNECTIONS

Pin	Function
1	V _{in}
2	GND
5	-V _o
6	0V
7	+V _o

