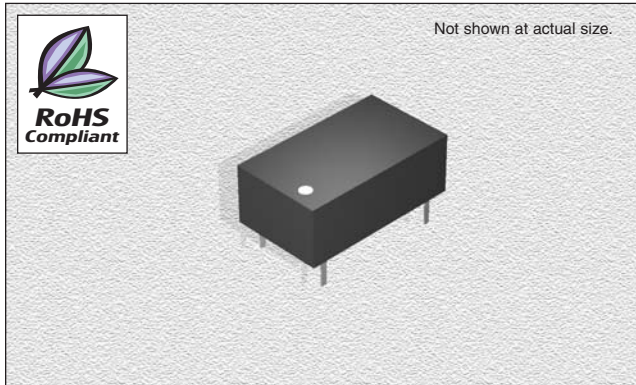


CTDD2010DF-S1K-1 Series

Fixed Input Isolated & Regulated
1W Output, Single Output



FEATURES

- Efficiency:** To 73%
- Temperature Range:** -40°C to 85°C
- Isolation:** 1KVDC
- Package:** UL94-V0
- Miscellaneous:** Single Output Voltage. Fixed Input Voltage. Regulated Output Voltage. No heat sink required. No external component required. Industry standard pinout. Fully encapsulated. Custom service available. Samples available.

CHARACTERISTICS

- Short Circuit Protection:** 1 second
- Temperature Rise at Full Load:** 25°C Max. 15°C Typ.
- Cooling:** Free air convection
- No-Load Power Consumption:** 10% nominal power (typ.)
- Operating Temperature Range:** -40°C to +85°C
- Storage Temperature Range:** -55°C to +125°C
- Lead Temperature:** 300°C (1.5mm from case for 10 seconds)
- Storage Humidity Range:** ≤ 95%
- Case Material:** Plastic (UL94-V0)
- MTBF:** >3,500,000 hours
- Miscellaneous:** RoHS Compliant.

SPECIFICATIONS

Part Number	Vin Nom. (VDC)	Input Range (VDC)	Vout (VDC)	Iout Max. (mA)	Iout Min. (mA)	Effi. Typ. (%)
CTDD2010DF-0505-S1K-W75	5	4.75-5.25	5	150	15	69
CTDD2010DF-0505-S1K-1	5	4.75-5.25	5	200	20	68
CTDD2010DF-0509-S1K-1	5	4.75-5.25	9	111	12	70
CTDD2010DF-0512-S1K-1	5	4.75-5.25	12	83	9	71
CTDD2010DF-0515-S1K-1	5	4.75-5.25	15	67	7	72
CTDD2010DF-1205-S1K-W75	12	11.4-12.6	5	150	15	69
CTDD2010DF-1209-S1K-1	12	11.4-12.6	9	111	12	71
CTDD2010DF-1212-S1K-1	12	11.4-12.6	12	83	9	72
CTDD2010DF-1215-S1K-1	12	11.4-12.6	15	67	7	72
CTDD2010DF-2405-S1K-W75	24	22.8-25.2	5	150	15	70
CTDD2010DF-2409-S1K-1	24	22.8-25.2	9	111	12	72
CTDD2010DF-2412-S1K-1	24	22.8-25.2	12	83	9	73
CTDD2010DF-2415-S1K-1	24	22.8-25.2	15	67	7	73

ISOLATION SPECIFICATIONS

Item	Test Condition	MIN	TYP	MAX	Units
Isolation Voltage	Tested for 1 minute	1000			VDC
Isolation Resistance	Test at 500VDC	1000			MΩ

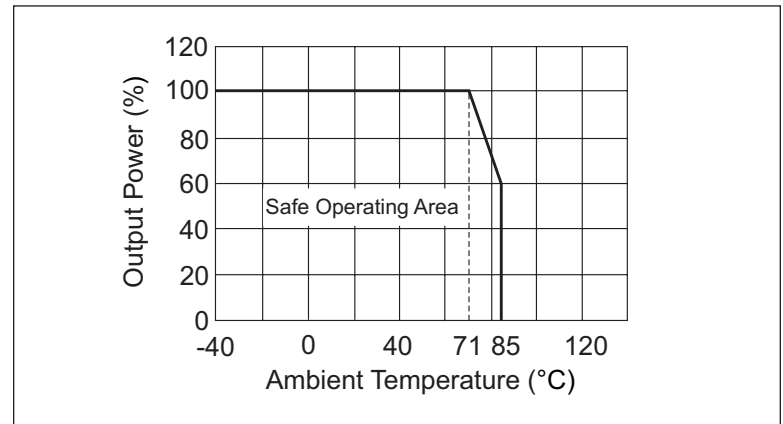
OUTPUT SPECIFICATIONS

Item	Test Condition	MIN	TYP	MAX	Units
Output Power		0.1		1	W
Line regulation	For Vin change of ±5%			0.25	%
Load regulation	10% to 100% full load			1	%
Output voltage accuracy	100% full load			±3	%
Temperature drift	100% full load			0.03	%/°C
Output ripple & ripple	20Hz-300KHz bandwidth		10	20	mVp-p
Switching frequency	Full load, nominal input voltage		100		KHz

Note:

1. All specifications measured at TA=25°C, humidity<75%, nominal input voltage and rated output load unless otherwise specified.

TYPICAL CHARACTERISTICS

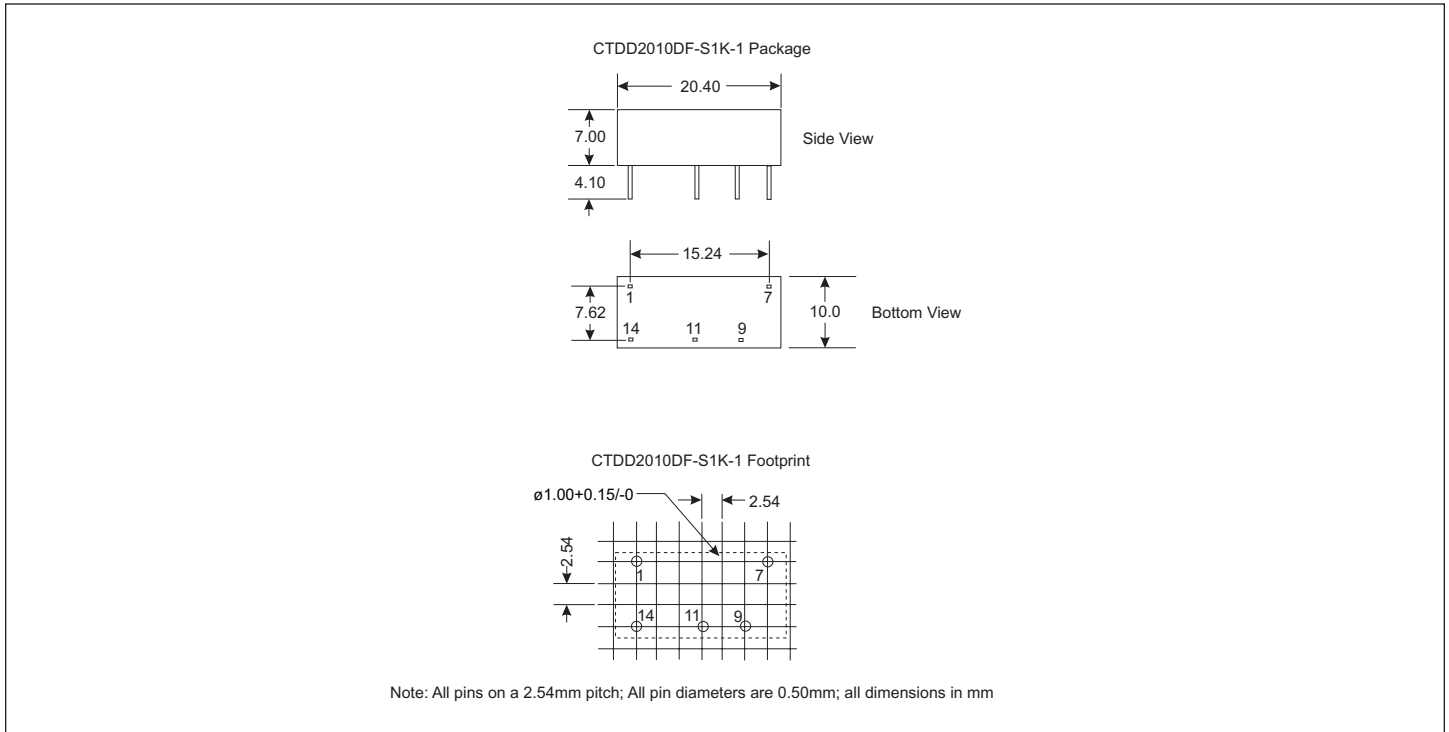


08.24.06

CTDD2010DF-S1K-1 Series

Fixed Input Isolated & Regulated
1W Output, Single Output

OUTLINE DIMENSIONS & RECOMMENDED FOOTPRINT DETAILS



PIN CONNECTIONS

Pin	Function
1	GND
7	NC
9	+Vo
11	0V
14	Vin



08.24.06