


## CTDD2010DLF-SU1K-1 Series

Fixed Input Isolated & Unregulated  
1W Output, Single Output



### FEATURES

- Efficiency:** To 81%
- Temperature Range:** -40°C to 85°C
- Isolation:** 1KVDC
- Package:** UL94-V0
- Miscellaneous:** Single Output. Extremely slim with 4.5mm height. Fixed input voltage. No heat sink required. No external component required. Industry standard pinout. Compatible with "BB" DCP01 series. Unregulated output voltage. Custom service available.
- Samples available.**

### CHARACTERISTICS

- Short Circuit Protection:** 1 second
- Temperature Rise at Full Load:** 25°C Max. 15°C Typ.
- Cooling:** Free air convection
- Operating Temperature Range:** -40°C to +85°C
- Storage Temperature Range:** -55°C to +125°C
- Lead Temperature:** 300°C (1.5mm from case for 10 seconds)
- Storage Humidity Range:** ≤ 95%
- Case Material:** Plastic (UL94-V0)
- MTBF:** >3,500,000 hours
- Miscellaneous:** RoHS Compliant.

### SPECIFICATIONS

Part Number	Vin Nom. (VDC)	Input Range (VDC)	Vout (VDC)	Iout Max. (mA)	Iout Min. (mA)	Effi. Typ. (%)
CTDD2010DLF-0303-SU1K-1	3.3	3.0-3.6	3.3	300	30	72
CTDD2010DLF-0305-SU1K-1	3.3	3.0-3.6	5	200	20	73
CTDD2010DLF-0503-SU1K-1	5	4.5-5.5	3.3	300	30	74
CTDD2010DLF-0505-SU1K-1	5	4.5-5.5	5	200	20	78
CTDD2010DLF-0509-SU1K-1	5	4.5-5.5	9	111	12	79
CTDD2010DLF-0512-SU1K-1	5	4.5-5.5	12	83	9	80
CTDD2010DLF-0515-SU1K-1	5	4.5-5.5	15	67	7	78
CTDD2010DLF-1203-SU1K-1	12	10.8-13.2	3.3	300	30	75
CTDD2010DLF-1205-SU1K-1	12	10.8-13.2	5	200	20	78
CTDD2010DLF-1209-SU1K-1	12	10.8-13.2	9	111	12	80
CTDD2010DLF-1212-SU1K-1	12	10.8-13.2	12	83	9	81
CTDD2010DLF-1215-SU1K-1	12	10.8-13.2	15	67	7	79
CTDD2010DLF-2403-SU1K-1	24	21.6-26.4	3.3	300	30	76
CTDD2010DLF-2405-SU1K-1	24	21.6-26.4	5	200	20	79
CTDD2010DLF-2409-SU1K-1	24	21.6-26.4	9	111	12	80
CTDD2010DLF-2412-SU1K-1	24	21.6-26.4	12	83	9	81
CTDD2010DLF-2415-SU1K-1	24	21.6-26.4	15	67	7	79

### ISOLATION SPECIFICATIONS

Item	Test Condition	MIN	TYP	MAX	Units
Isolation Voltage	Tested for 1 minute	1000			VDC
Isolation Resistance	Test at 500VDC	1000			MΩ

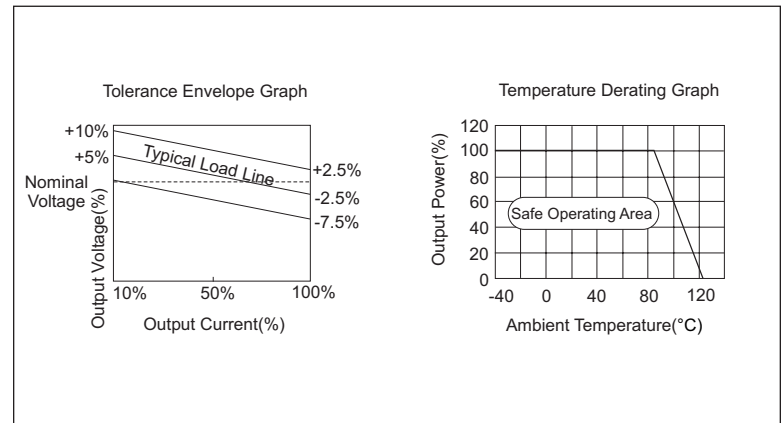
### OUTPUT SPECIFICATIONS

Item	Test Condition	MIN	TYP	MAX	Units
Output Power		0.1		1	W
Line regulation	For Vin change of 1%			1.2	%
Load regulation	10% to 100% full load		10	15	%
Output voltage accuracy	See tolerance envelope graph				
Temperature drift	100% full load			0.03	%/°C
Output ripple & noise	20MHz bandwidth		50	75	mVp-p
Switching frequency	Full load, nominal input		100		KHz

Note:

- All specifications measured at TA=25°C, humidity<75%, nominal input voltage and rated output load unless otherwise specified.

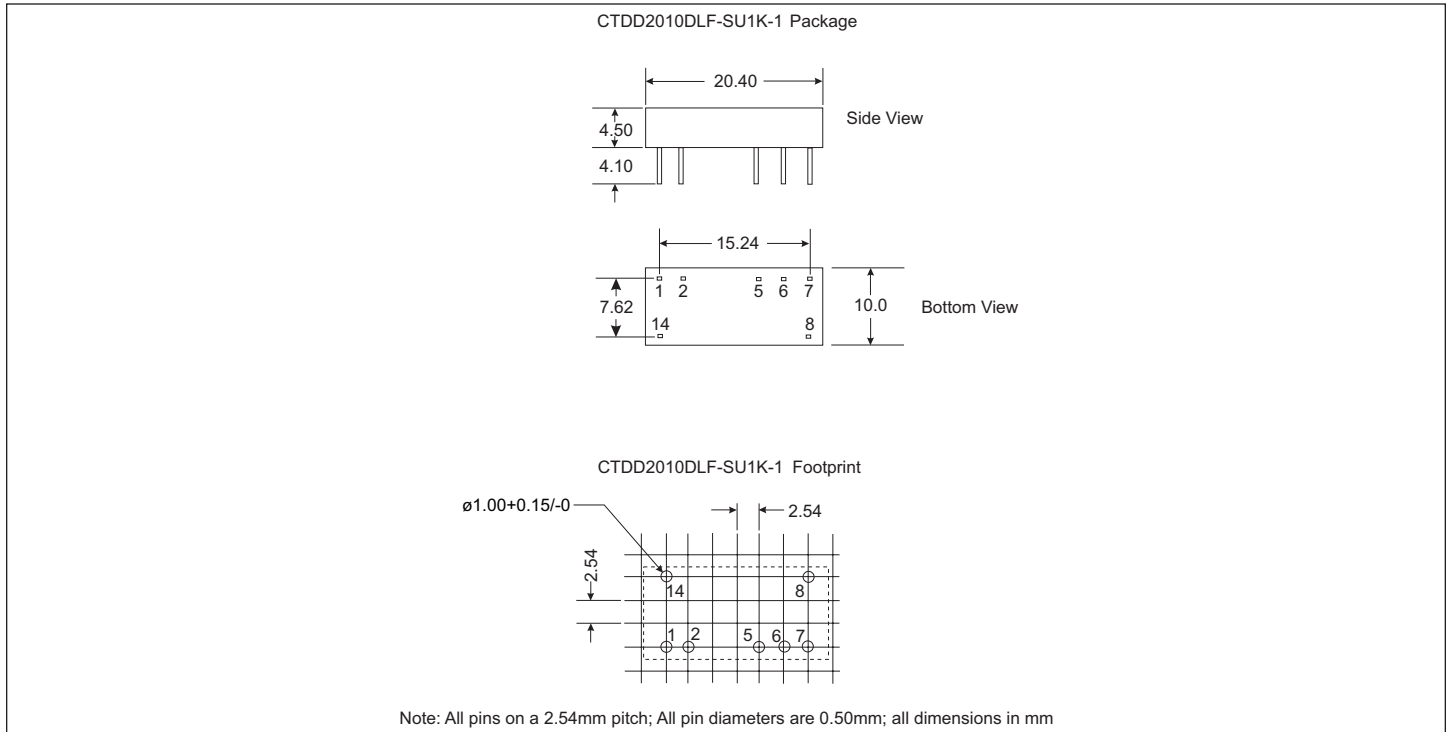
### TYPICAL CHARACTERISTICS



## CTDD2010DLF-SU1K-1 Series

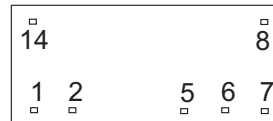
Fixed Input Isolated & Unregulated  
1W Output, Single Output

### OUTLINE DIMENSIONS & RECOMMENDED FOOTPRINT DETAILS



### PIN CONNECTIONS

Pin	Function
1	Vin
2	GND
5	0V
6	+Vo
7,8	NC
14	NC



01.11.07