


CTDD2010S-D Series

Fixed Input Isolated & Unregulated
1W Output, Dual Output



FEATURES

- Efficiency:** To 78%
- Temperature Range:** -40°C to 85°C
- Isolation:** 6kVDC
- Package:** UL94-V0
- Miscellaneous:** No heatsink required. No external components required. Industry standard pinout. Output. Custom service available.
- Samples available.**

CHARACTERISTICS

- Short Circuit Protection:** 1 second
- Temperature Rise at Full Load:** 25°C Max. 15°C Typ.
- Cooling:** Free air convection
- Operating Temperature Range:** -40°C to +85°C
- Storage Temperature Range:** -55°C to +125°C
- Lead Temperature:** 300°C (1.5mm from case for 10 seconds)
- Storage Humidity Range:** ≤ 95%
- Case Material:** Plastic (UL94-V0)
- MTBF:** >1,000,000 hours

SPECIFICATIONS

Part Number	Vin Nom.	Input Range	Vout	Iout Max. (mA)	Iout Min. (mA)	Effi(Typ.)
CTDD2010S-0505D-1	5VDC	4.5-5.5VDC	±5VDC	±100	±10	72%
CTDD2010S-0509D-1	5VDC	4.5-5.5VDC	±9VDC	±56	±6	72%
CTDD2010S-0512D-1	5VDC	4.5-5.5VDC	±12VDC	±42	±5	75%
CTDD2010S-0515D-1	5VDC	4.5-5.5VDC	±15VDC	±33	±4	75%
CTDD2010S-1205D-1	12VDC	10.8-13.2VDC	±5VDC	±100	±10	75%
CTDD2010S-1209D-1	12VDC	10.8-13.2VDC	±9VDC	±56	±6	76%
CTDD2010S-1212D-1	12VDC	10.8-13.2VDC	±12VDC	±42	±5	78%
CTDD2010S-1215D-1	12VDC	10.8-13.2VDC	±15VDC	±33	±4	78%

ISOLATION SPECIFICATIONS

Item	Test Condition	MIN	TYP	MAX	Units
Isolation Voltage	Tested for 1 minute	6000			VDC
Isolation Resistance	Test at 500VDC	1000			MΩ

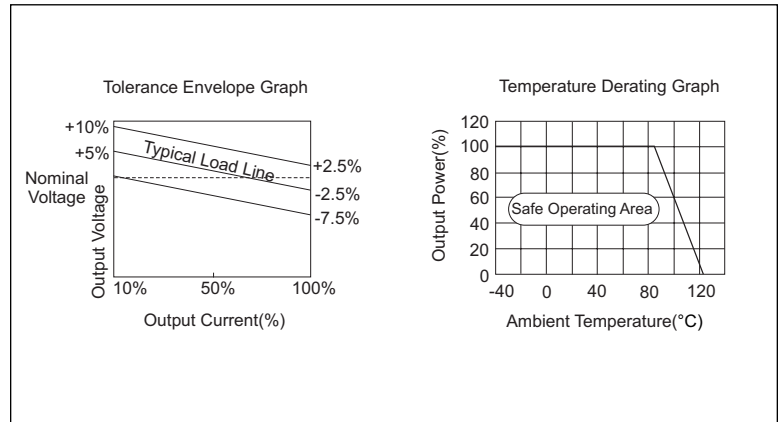
OUTPUT SPECIFICATIONS

Item	Test Condition	MIN	TYP	MAX	Units
1W Output Power		0.1		1	W
Line regulation	For Vin change of 1%			±1.2	%/%
Load regulation	10% to 100% (5V output)			15	%
Load regulation	10% to 100% (12V,24V,48V)			10	%
Output voltage accuracy	full load (see tolerance envelope graph)				
Efficiency at full load	Nominal input voltage		75		%
Temperature drift	full load			0.03	%/°C
1W Output ripple	20MHz Bandwidth		75	150	mVp-p
Switching frequency	Full load, nominal input		35		KHz

Note:

1. All specifications measured at TA=25°C, humidity<75%, nominal input voltage and rated output load unless otherwise specified.

TYPICAL CHARACTERISTICS

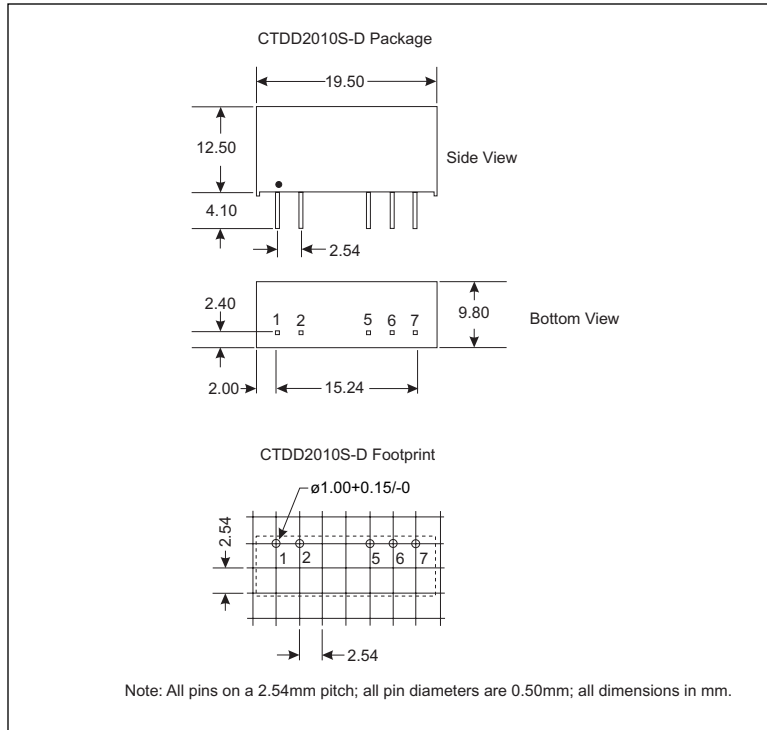


03.29.05

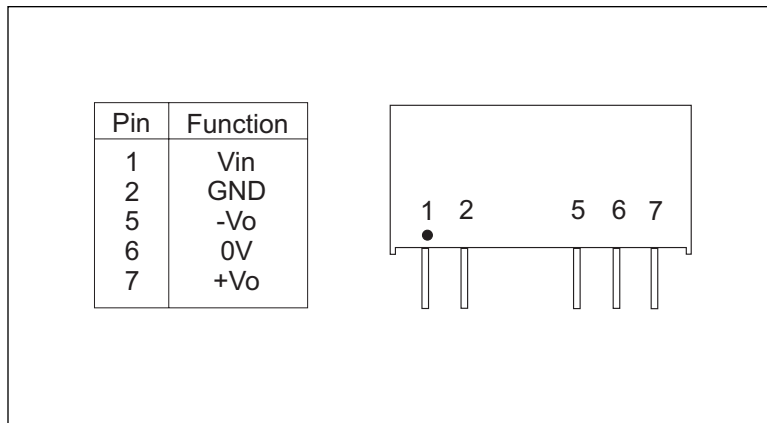
CTDD2010S-D Series

Fixed Input Isolated & Unregulated
1W Output, Dual Output

OUTLINE DIMENSIONS & RECOMMENDED FOOTPRINT DETAILS



PIN CONNECTIONS



03.29.05