


CTDS5022 Series

From 10 μH to 1,000 μH



SPECIFICATIONS

Parts are available in $\pm 20\%$ tolerance only.
CTDS5022PE Please specify "F" for RoHS Compliant

Part Number	Inductance ($\mu\text{H} \pm 20\%$)	L Test Freq. (kHz)	Q Fact. Min.	Q Test Freq. (kHz)	SRF (MHz)	DCR Max. (Ω)	Isat (A)	Irms (A)
CTDS5022P_-103	10	100	40	100	24	.04	8.0	3.9
CTDS5022P_-153	15	100	40	100	16	.05	7.0	3.4
CTDS5022P_-223	22	100	40	100	14	.06	6.0	3.1
CTDS5022P_-333	33	100	40	100	11	.08	5.0	2.8
CTDS5022P_-473	47	100	40	100	8.0	.10	4.0	2.4
CTDS5022P_-683	68	100	40	100	7.0	.14	3.0	2.0
CTDS5022P_-104	100	100	40	100	5.5	.21	2.4	1.7
CTDS5022P_-154	150	100	50	100	4.8	.30	2.1	1.3
CTDS5022P_-224	220	100	50	100	4.0	.47	1.9	1.1
CTDS5022P_-334	330	100	50	100	3.0	.78	1.1	.86
CTDS5022P_-474	470	100	50	100	2.4	1.1	1.1	.73
CTDS5022P_-684	680	100	60	100	2.0	1.4	1.0	.64
CTDS5022P_-105	1000	100	60	100	1.0	2.0	0.8	.53

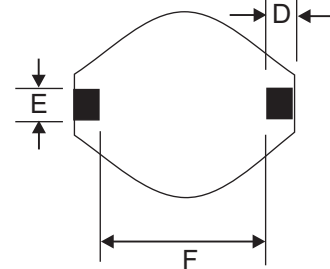
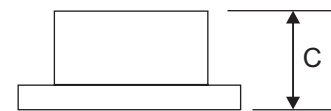
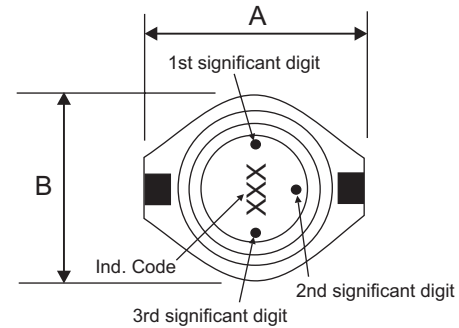
PHYSICAL DIMENSIONS

Size	A Max.	B Max.	C Max.	D	E	F
mm	18.54	15.24	7.62	2.54	2.54	12.7
inches	0.73	0.6	0.3	0.1	0.1	0.5

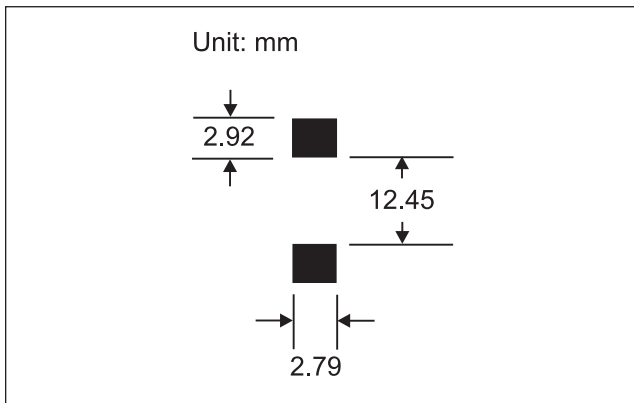
CHARACTERISTICS

- Description:** SMD (shielded) power inductor
- Applications:** Ideal for high performance DC/DC converter applications, computers, LCD displays and telecommunication equipment. Especially those requiring shielding
- Operating Temperature:** -40°C to $+85^{\circ}\text{C}$
- ΔT :** 40°C typically at I_{rms}
- Inductance Tolerance:** $\pm 20\%$
- Inductance Drop:** 10% typically at Isat
- Testing:** Inductance and Q are tested on an HP4285A at 100 kHz
- Packaging:** Tape & Reel
- Marking:** Color dots OR Inductance code
- Miscellaneous:** **RoHS Compliant available.** Magnetically shielded
- Additional Information:** Additional electrical & physical information available upon request
- Samples available. See website for ordering information.**

Parts will be marked with Significant Digit Dots OR Inductance Code



PAD LAYOUT



01.14.05