

CTLSH15-60M364

SURFACE MOUNT SILICON
LOW V_F
SCHOTTKY RECTIFIER




www.centrasemi.com

DESCRIPTION:

The CENTRAL SEMICONDUCTOR CTLSH15-60M364 is a high performance 15 Amp silicon Schottky rectifier designed for applications requiring high power capability and a low profile package.

MARKING CODE: CTSH1560



APPLICATIONS:

- DC-DC converters
- Reverse polarity protection
- By-pass diode

FEATURES:

- Low forward voltage, $V_F=0.54V$ TYP @ 15A
- Low profile 1.2mm MAX package height

MAXIMUM RATINGS: ($T_A=25^\circ C$)

Peak Repetitive Reverse Voltage
DC Blocking Voltage
RMS Reverse Voltage
Average Forward Current ($T_L=110^\circ C$)
Peak Forward Surge Current, $t_p=8.3ms$
Operating and Storage Junction Temperature
Thermal Resistance
Thermal Resistance

SYMBOL		UNITS
V_{RRM}	60	V
V_R	60	V
$V_{R(RMS)}$	42	V
I_O	15	A
I_{FSM}	250	A
T_J, T_{stg}	-55 to +150	$^\circ C$
θ_{JA}	110	$^\circ C/W$
θ_{JL}	6.0	$^\circ C/W$

ELECTRICAL CHARACTERISTICS: ($T_A=25^\circ C$ unless otherwise noted)

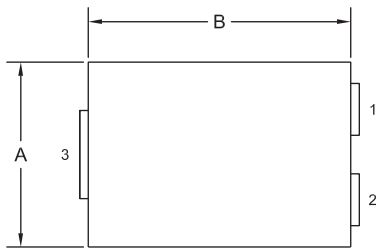
SYMBOL	TEST CONDITIONS	MIN	TYP	MAX	UNITS
I_R	$V_R=60V$		60	200	μA
I_R	$V_R=60V, T_A=125^\circ C$		15	50	mA
BV_R	$I_R=0.5mA$	60			V
V_F	$I_F=15A$		0.54	0.59	V
C_J	$V_R=4.0V, f=1.0MHz$		550		pF

R1 (22-August 2013)

CTLSH15-60M364
SURFACE MOUNT SILICON
LOW V_F
SCHOTTKY RECTIFIER



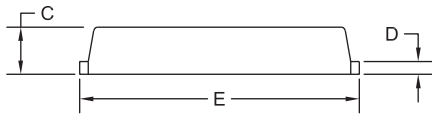
TLM364 CASE - MECHANICAL OUTLINE



TOP VIEW

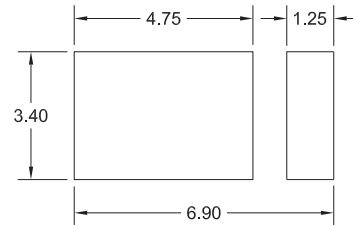
SYMBOL	INCHES		MILLIMETERS	
	MIN	MAX	MIN	MAX
A	0.167	0.172	4.25	4.35
B	0.238	0.243	6.05	6.15
C	0.039	0.048	1.00	1.20
D	0.009	0.014	0.25	0.35
E	0.250	0.262	6.35	6.65
F	0.128	0.136	3.25	3.45
G	0.076	0.085	1.95	2.15
H	0.044	0.052	1.10	1.30
J	0.083		2.10	
K	0.035	0.044	0.90	1.10
L	0.171	0.183	4.35	4.65

TLM364 (REV:R0)

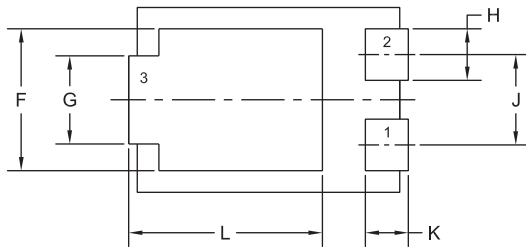


SIDE VIEW

SUGGESTED MOUNTING PADS
 (Dimensions in mm)



R0



BOTTOM VIEW R0

LEAD CODE:

- 1) Anode
- 2) Anode
- 3) Cathode

MARKING CODE: CTSH1560

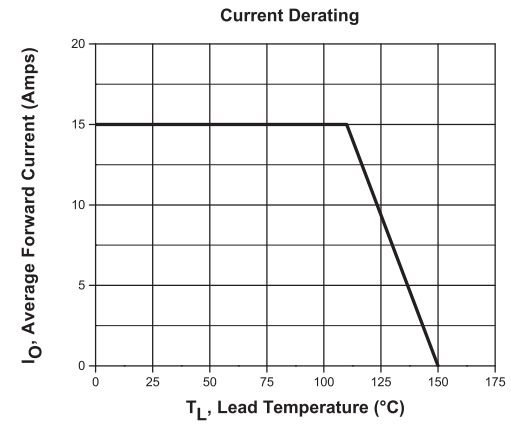
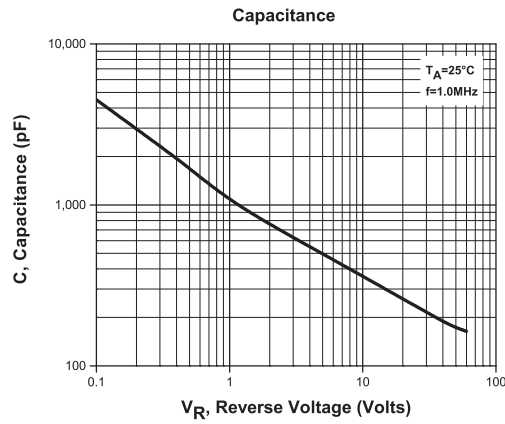
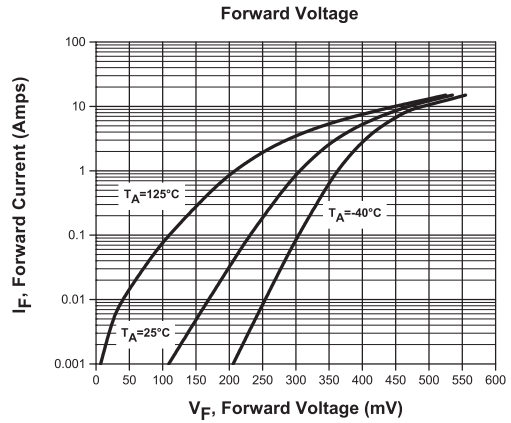
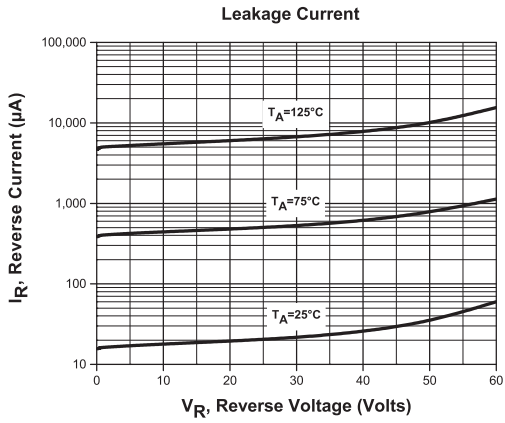
R1 (22-August 2013)

CTLSH15-60M364

SURFACE MOUNT SILICON
LOW V_F
SCHOTTKY RECTIFIER



TYPICAL ELECTRICAL CHARACTERISTICS



R1 (22-August 2013)