

Multi-Rate Video Cable Equalizer (SOIC)

Features

- Multi-Rate Adaptive Equalization
- SMPTE 292M, SMPTE 344M, and SMPTE 259M Compliant
- Supports DVB-ASI at 270 Mbps
- Cable Length Indicator for HD-SDI and SD-SDI data rates
- Maximum Cable Length Adjustment for HD-SDI and SD-SDI data rates
- Carrier detect and Mute functionality for HD-SDI and SD-SDI data rates
- Equalizer Bypass Mode
- Seamless connection with HOTLink II™ Family
- Equalizes up to 350m of Belden 1694A coaxial cable at 270 Mbps
- Equalizes up to 140m of Belden 1694A coaxial cable at 1.485 Gbps
- Low Power 160 mW @ 3.3V
- Single 3.3V supply
- 16-pin SOIC
- 0.18- μ m CMOS technology
- Pb-free and RoHS compliant
- Pin-compatible to existing equalizer devices

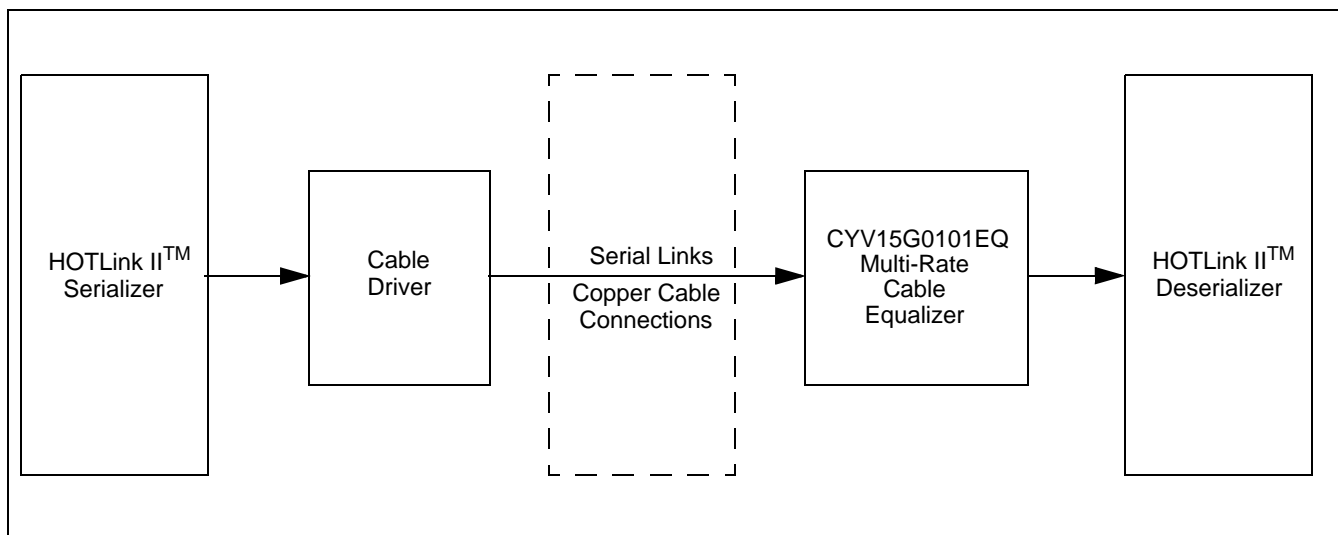
Functional Description

The CYV15G0101EQ is a multi-rate adaptive equalizer designed to equalize and restore signals received over 75 Ω coaxial cable. The equalizer is designed to meet SMPTE 292M, SMPTE 344M, and SMPTE 259M data rates. The CYV15G0101EQ is optimized to equalize up to 350m of Belden 1694A coaxial cable at 270 Mbps and up to 140m of Belden 1694A coaxial cable at 1.485 Gbps. The CYV15G0101EQ connects seamlessly to the HOTLink II family of transceiver devices.

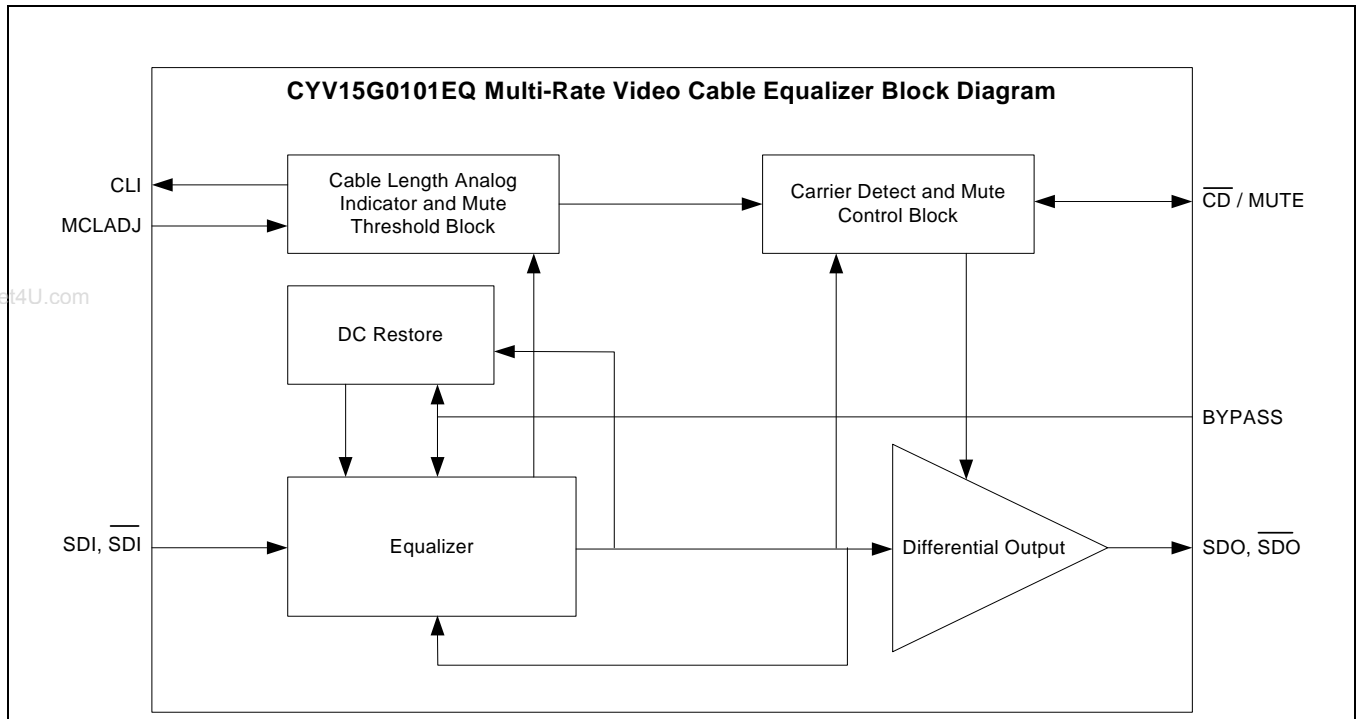
The CYV15G0101EQ has DC restoration for compensation of the DC content of the SMPTE pathological patterns. A cable length indicator (CLI) provides an indication of the cable length being equalized at HD-SDI and SD-SDI data rates. The Maximum cable length adjust (MCLADJ) sets the approximate maximum cable length to be equalized at SD and HD data rates. The CYV15G0101EQ's differential serial outputs (SDO, SDO) mute when the approximate cable length set by MCLADJ is reached. CD/MUTE is a bidirectional pin that provides an indication of the signal being present at the equalizer inputs. It also controls muting the outputs of the equalizer at HD and SD data rates.

Power consumption is typically 160 mW at 3.3V.


Equalizer System Connection Diagram



Equalizer Block Diagram



Pin Configuration (Top View)



Pin Descriptions

CYV15G0101EQ Single Channel Cable Equalizer

Name	I/O Characteristics	Signal Description
Control Signals		
CLI	Analog Output	Cable Length Indicator: CLI provides an analog voltage proportional to the cable length being equalized. CLI works at both SD-SDI and HD-SDI data rates.
CD/MUTE	LVTTTL I/O	<p>Carrier Detect/Mute Indicator:</p> <p>Output:</p> <p>When the incoming data stream is present, the $\overline{\text{CD}}/\text{MUTE}$ outputs a voltage less than 0.8V.</p> <p>When the incoming data stream is not present, the $\overline{\text{CD}}/\text{MUTE}$ outputs a voltage greater than 2.9V.</p> <p>Input:</p> <p>When the $\overline{\text{CD}}/\text{MUTE}$ pin is tied to ground, the equalizer's differential serial outputs are not muted and the MCLADJ setting is overwritten.</p> <p>When the $\overline{\text{CD}}/\text{MUTE}$ pin is tied to V_{CC}, the equalizer's differential serial outputs are muted and the MCLADJ setting is overwritten.</p>
MCLADJ	Analog Input	Maximum Cable Length Adjust: The maximum cable length to be equalized is set by the voltage applied to the MCLADJ input. When the maximum cable length set by MCLADJ is reached, the differential output is muted. MCLADJ works at both SD and HD data rates.
BYPASS	LVTTTL Input	<p>Equalizer Bypass: When BYPASS is tied to V_{CC}, the signal presented at the equalizer's differential serial inputs (SDI, $\overline{\text{SDI}}$) is routed to the equalizer's differential serial outputs (SDO, $\overline{\text{SDO}}$) without performing equalization.</p> <p>When BYPASS is tied to GND, the incoming video data stream is equalized and presented at the equalizer's serial differential outputs (SDO, $\overline{\text{SDO}}$).</p> <p>In equalizer bypass mode, $\overline{\text{CD}}/\text{MUTE}$ is not functional.</p>
AGC \pm	Analog	Automatic Gain Control: A capacitor of 1 μF should be placed between the AGC \pm pins.
SDO, $\overline{\text{SDO}}$	Differential Output	Differential Serial Outputs: The equalized serial video data stream is presented at the SDO/ $\overline{\text{SDO}}$ differential serial CML output.
SDI, $\overline{\text{SDI}}$	Differential Input	Differential Serial Inputs: SDI/ $\overline{\text{SDI}}$ can accept either a single ended or differential serial video data stream over 75 Ω coaxial cable.
Power		
VCC	Power	+3.3V Power.
GND	Gnd	Connect to Ground.

Equalizer Operation

The CYV15G0101EQ is a high-speed adaptive cable equalizer designed to equalize standard definition (SD) and high definition (HD) serial digital interface (SDI) video data streams. CYV15G0101EQ equalizer is optimized to equalize up to 350m of Belden 1694A cable at 270 Mbps and up to 140m of Belden 1694A cable at 1.485 Gbps. The CYV15G0101EQ equalizer contains one power supply and typically consumes 160 mW power at 3.3V. The multi-rate equalizer is designed to meet the SMPTE 259M, SMPTE 292M, SMPTE 344M and DVB-ASI video standards. The

equalizer meets all pathological requirements for SMPTE 292M as defined by RP198 and for SMPTE 259M as defined by RP178. The CYV15G0101EQ multi-rate Cable Equalizer is auto-adaptive from 143 Mbps to 1.485 Gbps.

The CYV15G0101EQ equalizer has variable gain and multiple equalization stages that reverse the effects of the cable. This equalization is achieved by separate regulation of the lower and higher frequency components in the signal to give a clean eye. The CYV15G0101EQ has DC restoration for compensating the DC content of the SMPTE pathological patterns.

SDI, $\overline{\text{SDI}}$

The CYV15G0101EQ accepts single-ended or differential serial video data streams over 75Ω coaxial cable. It is recommended to AC-couple the SDI, $\overline{\text{SDI}}$ inputs as they are internally biased to 1.2V.

SDO, $\overline{\text{SDO}}$

The CYV15G0101EQ has differential serial output interface drivers that use current mode logic [CML] drivers to provide source matching for the transmission line. These outputs can be either AC coupled or DC coupled to the HOTLink II SerDes device.

CLI

Cable Length Indicator (CLI) is an analog output that gives an output voltage proportional to the cable length being equalized. CLI gives an approximation of the length of cable at the differential serial inputs (SDI, $\overline{\text{SDI}}$). CLI works at high definition (HD) data rates as well as standard definition (SD) data rates. The graph in *Figure 2* illustrates the CLI output voltage at various Belden 1694A cable lengths. With an increase in cable length, CLI output voltage decreases.

MCLADJ

Maximum Cable Length Adjust (MCLADJ) sets the approximate maximum amount of cable to be equalized. When the maximum cable length set by MCLADJ is reached, the outputs are muted. MCLADJ works at SD as well HD data rates.

If the MCLADJ voltage is greater than the CLI output voltage, the equalizer serial differential outputs (SDO, $\overline{\text{SDO}}$) are muted. If the MCLADJ voltage is less than CLI voltage, then the equalizer's differential serial outputs (SDO, $\overline{\text{SDO}}$) are not muted and the incoming data stream is equalized. The graph in *Figure 1* illustrates the voltage needed at MCLADJ input to equalize various Belden 1694A cable lengths for SD and HD data rates. The MCLADJ pin can be left unconnected in applications that do not require muting of the outputs.

$\overline{\text{CD}}$ /MUTE

Carrier Detect/MUTE ($\overline{\text{CD}}$ /MUTE) is a bidirectional pin that provides an indication of the signal being present at the equalizer's input, or it controls the muting of the equalizer's output. The ($\overline{\text{CD}}$ /MUTE) operates for both HD and SD data rates.

If $\overline{\text{CD}}$ /MUTE is used as an output and the incoming data stream is not present, the voltage at the $\overline{\text{CD}}$ /MUTE output will be greater than 2.9V. If $\overline{\text{CD}}$ /MUTE is used as an output and the incoming data stream is present, then the voltage at the $\overline{\text{CD}}$ /MUTE output will be less than 0.8V.

If $\overline{\text{CD}}$ /MUTE is used as an input and is tied to ground, the equalizer serial outputs are not muted and the MCLADJ setting is overwritten. If the $\overline{\text{CD}}$ /MUTE is used as an input and is tied to V_{CC} , then the equalizer serial outputs are muted and the MCLADJ setting is overwritten.

When an invalid signal or a signal transmitted with a launch amplitude of less than 500 mV at HD data-rates is received, the equalizer's serial outputs are muted and the MCLADJ setting is overwritten.

BYPASS

The CYV15G0101EQ has a bypass mode that allows the user to bypass the equalizer's equalization and DC restoration functions. When the Bypass mode is tied to V_{CC} , the signal presented at the equalizer's differential serial inputs (SDI, $\overline{\text{SDI}}$) is routed to the equalizer's differential serial outputs (SDO, $\overline{\text{SDO}}$) without performing equalization.

When BYPASS is tied to GND, the incoming video data stream is equalized and presented at the equalizer's differential serial outputs (SDO, $\overline{\text{SDO}}$).

In equalizer bypass mode, $\overline{\text{CD}}$ /MUTE is not functional.

AGC

A capacitor of 1 μF should be placed between the AGC \pm pins of the CYV15G0101EQ equalizer.

Maximum Ratings

Above which the useful life may be impaired. User guidelines only, not tested

- Storage Temperature -65°C to +150°C
- Ambient Temperature with Power Applied..... -55°C to +125°C
- Supply Voltage to Ground Potential -0.5V to +3.8V
- DC Voltage Applied to Outputs in High-Z State -0.5V to $V_{CC} + 0.5V$
- DC Input Voltage -0.5V to $V_{CC} + 0.5V$
- Electro Static Discharge (ESD) HBM > 2000 V (per JEDEC EIA/JESD-A114A)
- Latch-Up Current > 200 mA

Power-up Requirements

The CYV15G0101EQ contains one power-supply. The voltage on any input or I/O pin cannot exceed the power pin during power-up.

Operating Range

Range	Ambient Temperature	V_{CC}
Commercial	0°C to +70°C	+3.3V ±5%

DC Electrical Characteristics

Parameter	Description	Test Conditions	Min.	Typ.	Max.	Unit
V_{CC}	Supply Voltage ^[1]	–	3.135	3.3	3.465	V
P_D	Power Consumption ^[2]	–	125	160	190	mW
I_S	Supply Current ^[1]	–	38	48	58	mA
V_{CMOUT}	Output Common Mode Voltage ^[1]	Load = 50Ω	–	$V_{CC} - \Delta V_{SDO}/2$	–	V
V_{CMIN}	Input Common Mode Voltage ^[1] [Bypass = High]	–	1	1.24	1.4	V
	Input Common Mode Voltage ^[1] [Bypass = Low]	–	0	1.24	2.9	V
–	CLI DC Voltage (0m) ^[1]	–	2.3	2.65	2.95	V
–	CLI DC Voltage (no signal) ^[1]	–	1.5	1.9	2.3	V
–	Floating MCLADJ DC Voltage ^[1]	–	1.1	1.3	1.6	V
–	MCLADJ Range ^[3]	–	0.4	0.72	1.02	V
$V_{\overline{CD}/MUTE(OH)}$	CD/MUTE Output Voltage ^[1]	Carrier Not Present	2.9	–	–	V
$V_{\overline{CD}/MUTE(OL)}$		Carrier Present	–	–	0.8	V
$V_{\overline{CD}/MUTE}$	CD/MUTE Input Voltage Required to Force Outputs to Mute ^[1]	Min. to Mute	2.5	–	–	V
$V_{\overline{CD}/MUTE}$	CD/MUTE Input Voltage Required to Force Active ^[1]	Max. to Activate	–	–	1	V

Notes

1. Production test.
2. Calculated results from production test.
3. Not tested. Based on characterization.

AC Electrical Characteristics

Parameter	Description	Test Conditions	Min.	Typ.	Max.	Unit
–	Serial Input Data Rate ^[1]	–	143	–	1485	Mbps
V _{SDI}	Input Voltage Swing	Single ended, at the transmitter, HD data rate	500 ^[5]	800 ^[1]	1200	mV
V _{SDI}	Input Voltage Swing	Single ended, at the transmitter, SD data rate	500 ^[6]	800 ^[1]	1200	mV
ΔV _{SDO}	Output Voltage Swing ^[1]	Differential _{p-p} , 50Ω load	500	700	950	mV
–	Maximum Equalized Cable Length ^[1]	270 Mbps, Belden 1694A, 800 mV transmit amplitude, equalizer pathological pattern, 0.2 UI equalizer output jitter	–	350	–	m
		1.485 Gbps, Belden 1694A, 800 mV transmit amplitude, equalizer pathological pattern, 0.25 UI equalizer output jitter	–	140	–	m
–	Output Rise/Fall Time ^[3, 4]	20% - 80%, HD data rate	80	120	220	ps
–	Output Rise/Fall Time ^[3, 4]	20% - 80%, SD data rate	80	120	270	ps
–	Mismatch in Rise/Fall time ^[3, 4]	–	–	–	30	ps
–	Duty cycle distortion ^[3, 4]	HD color bar pattern	–	20	–	ps
–	Overshoot ^[3, 4]	–	–	–	10	%
–	Input Return Loss ^[3]	–	15	–	–	dB
–	Input Resistance ^[3, 4]	Single ended	–	2.5	–	kΩ
–	Input Capacitance ^[3, 4]	Single ended	–	1	–	pF
–	Output Resistance ^[3, 4]	Single ended	–	50	–	Ω

Notes

4. Not tested. Guaranteed by design simulations.
5. Based on characterization across temperature and voltage with 140m of Belden 1694A cable, transmitting SMPTE Equalizer Pathological Test Pattern.
6. Based on characterization across temperature and voltage with 350m of Belden 1694A cable, transmitting SMPTE Equalizer Pathological Test Pattern.

Typical Performance Graphs

(Unless Otherwise mentioned, $V_{CC} = 3.3V$, $T_A = 25^\circ C$)

Figure 1. MCLADJ Input Voltage vs. Belden 1694A Cable Length at SD-SDI and HD-SDI Data Rates

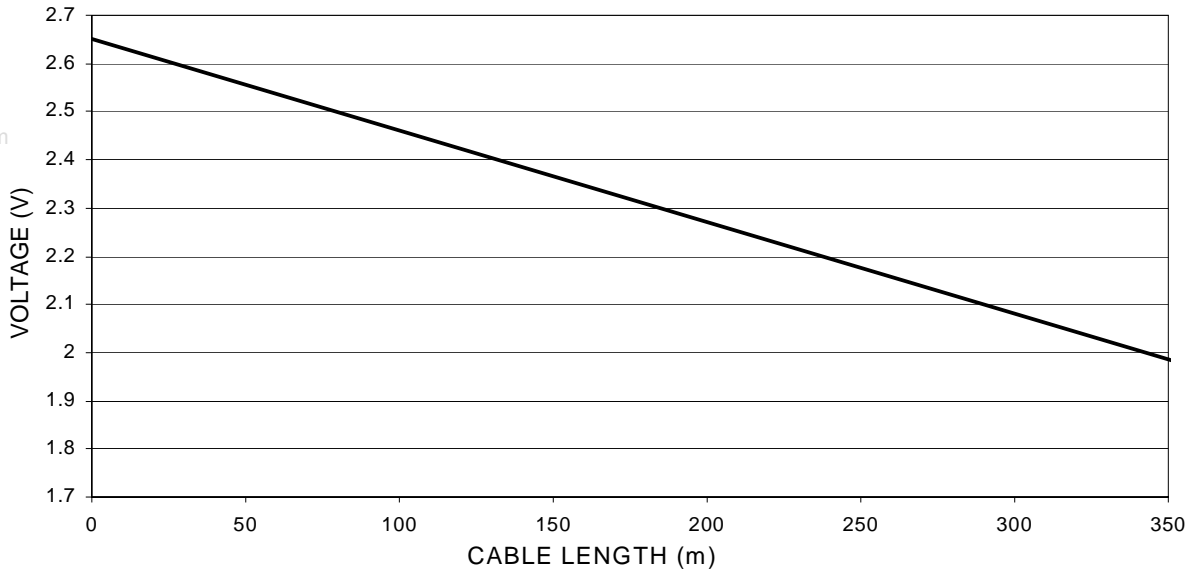
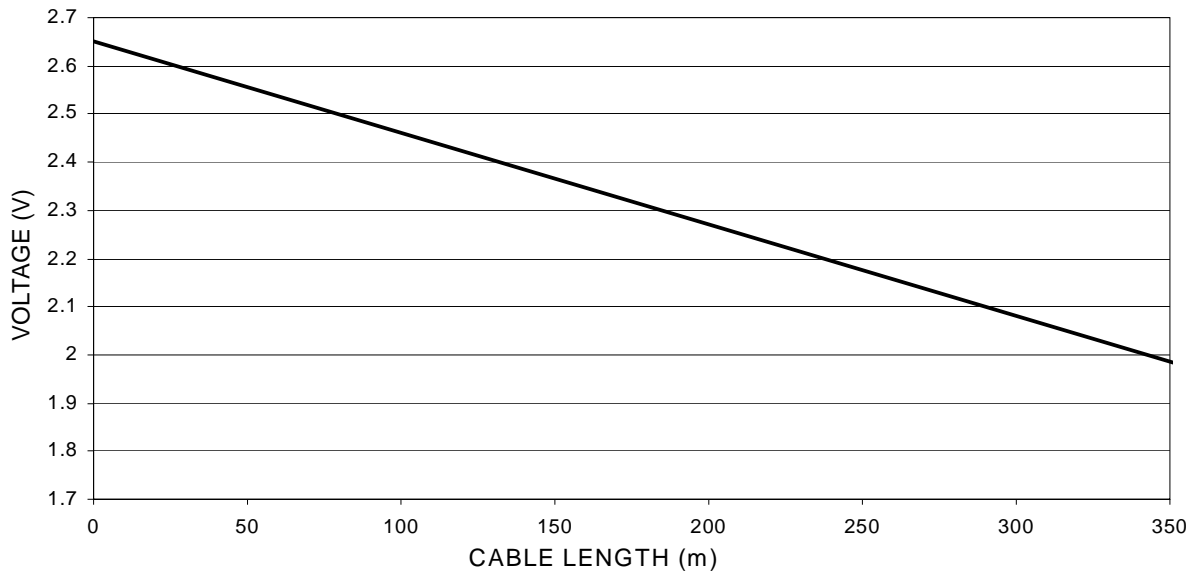
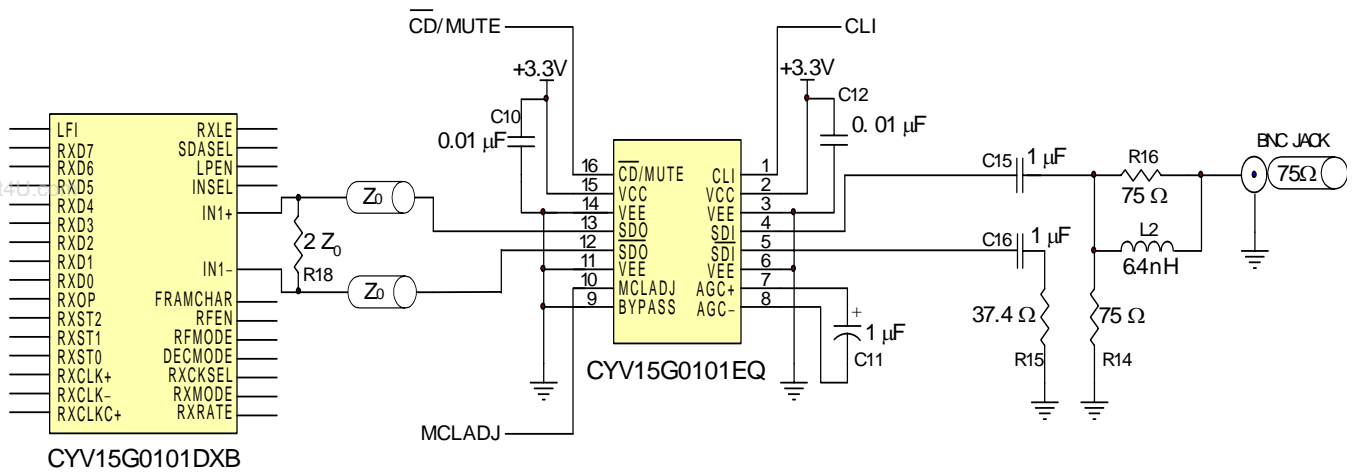


Figure 2. CLI Output Voltage Vs. Belden 1694A Cable Length at SD-SDI and HD-SDI Data Rates



Typical Application Circuit

Figure 3. Interfacing CYV15G0101EQ to the HOTLink II SerDes

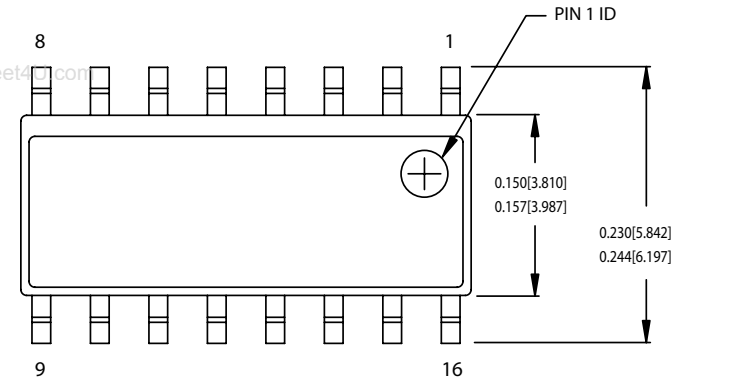


Ordering Information

Ordering Code	Package Name	Package Type	Operating Range
CYV15G0101EQ-SXC	SZ16.15	Pb-Free16-lead 150-mil SOIC	0 to 70°C

Package Dimension

Figure 4. 16-Lead (150-Mil) SOIC S16.15

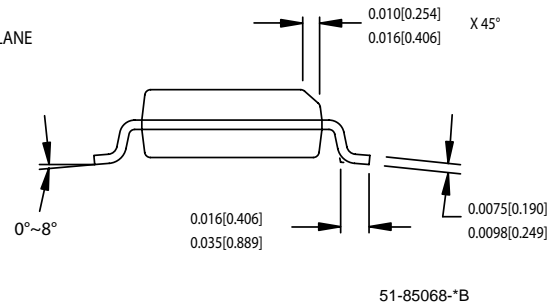
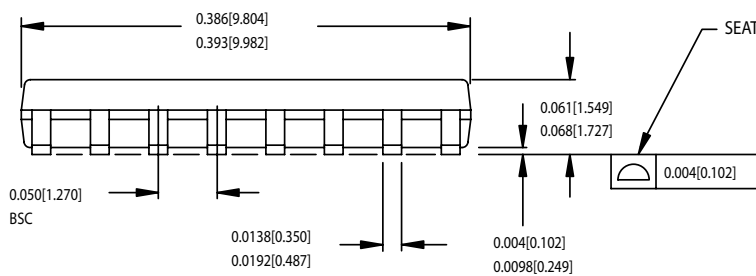


DIMENSIONS IN INCHES[MM] MIN.
MAX.

REFERENCE JEDEC MS-012

PACKAGE WEIGHT 0.15gms

PART #	
S16.15	STANDARD PKG.
SZ16.15	LEAD FREE PKG.



Equalizer is a trademark of Cypress Semiconductor. All product and company names mentioned in this document may be the trademarks of their respective holders.

Document History Page

Document Title: CYV15G0101EQ Multi-Rate Cable Equalizer Document Number: 001-04184				
REV.	ECN NO.	ISSUE DATE	ORIG. OF CHANGE	DESCRIPTION OF CHANGE
**	389196	SEE ECN	BCD	New Preliminary Data Sheet
*A	394763	SEE ECN	BCD	Updated Preliminary Data Sheet for release to the internet
*B	431556	SEE ECN	BCD	Changed AC and DC Parameters
*C	504487	SEE ECN	FRE	Updated AC and DC Parameters. Changed Data Sheet status from preliminary to final
*D	514998	SEE ECN	FRE	Fixed typo in diagrams on page 2

www.DataSheet4U.com