

Surface Mount Zener Diode

CZRA1110 Thru CZRA1350

Voltage: 110 - 350 Volts

Power: 1.0 Watt

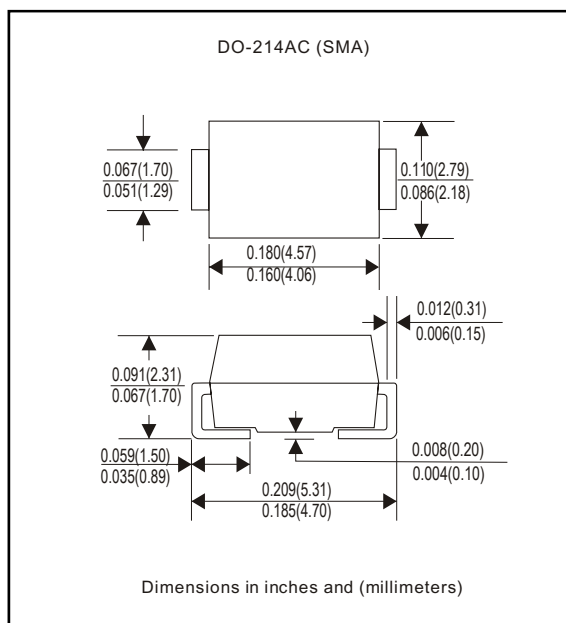


Features

- Ideal for surface mount applications
- Easy pick and place
- 5 & 10% voltage tolerances available
- Wide voltage range
- Meets UL specification 94V-0

Mechanical data

- Case: JEDEC DO-214AC molded plastic
- Terminals: Solderable per MIL-STD-750, method 2026
- Polarity: Color band denotes cathode end
- Mounting position: Any



Maximum Ratings and Electrical Characteristics

Maximum Ratings	CZRA1110 to CZRA1350	Units
DC Power Dissipation with TL = 75 ...PD	1	Watt
Lead Length = .375 Inches Derate Above 50 °C	6.67	mW / °C
Operating & Storage Temperature Range...T _J , T _{STRG}	-65 to 100	°C

Rating and Characteristic Curves (CZRA1110 Thru CZRA1350)

Part Num	Nominal Zener Voltage	Test Current	Max. Zener Impedance			Max. Reverse Leakage Current @ V_R		Max. Forward Voltage @ $I_F = 1A (25^\circ C)$
	$V_Z (V)$	$I_{ZT} (mA)$	$Z_{ZT} @ I_{ZT}$ (Ohm)	$Z_{ZK} @ I_{ZK}$ (Ohm)	I_{ZK} (mA)	$I_R (\mu A)$	$V_R (V)$	(V)
CZRA1110	110	5	750	5000	0.25	0.5	80	1
CZRA1115	115	5	750	5000	0.25	0.5	85	1
CZRA1120	120	5	850	5000	0.25	0.5	90	1
CZRA1130	130	5	1000	5000	0.25	0.5	95	1
CZRA1140	140	5	1200	5000	0.25	0.5	105	1
CZRA1150	150	5	1300	5000	0.25	0.5	110	1
CZRA1160	160	5	1500	5000	0.25	0.5	120	1
CZRA1170	170	5	2200	5000	0.25	0.5	130	1
CZRA1180	180	5	2200	5000	0.25	0.5	140	1
CZRA1190	190	5	2500	5000	0.25	0.5	150	1
CZRA1200	200	5	2500	8000	0.25	0.5	165	1
CZRA1210	210	5	5000	9000	0.25	0.5	165	1
CZRA1220	220	5	5000	9000	0.25	0.5	170	1
CZRA1230	230	5	5000	9000	0.25	0.5	175	1
CZRA1240	240	5	5000	9000	0.25	0.5	180	1
CZRA1250	250	5	5000	9000	0.25	0.5	190	1
CZRA1260	260	5	5000	9000	0.25	0.5	195	1
CZRA1270	270	5	5000	9000	0.25	0.5	200	1
CZRA1280	280	5	5000	9000	0.25	0.5	210	1
CZRA1290	290	5	5000	9000	0.25	0.5	215	1
CZRA1300	300	5	5000	9000	0.25	0.5	220	1
CZRA1310	310	5	5000	9500	0.25	0.5	225	1
CZRA1320	320	5	5000	9500	0.25	0.5	233	1
CZRA1330	330	5	5000	9500	0.25	0.5	240	1
CZRA1340	340	5	5000	9500	0.25	0.5	250	1
CZRA1350	350	5	5000	9500	0.25	0.5	260	1

NOTES: 1. For 10% Tolerance on Zener Voltage, Specify No Suffix. For 5% Tolerance, Specify Suffix 5AII. (Example: CZRA1110 = 110V +/- 5%)
2. TA = 25°C unless otherwise specified. Measurements made at Thermal Equilibrium.

Rating and Characteristic Curves (CZRA1110 Thru CZRA1350)

FIG. 1 - MAXIMUM CONTINUOUS POWER DISSIPATION

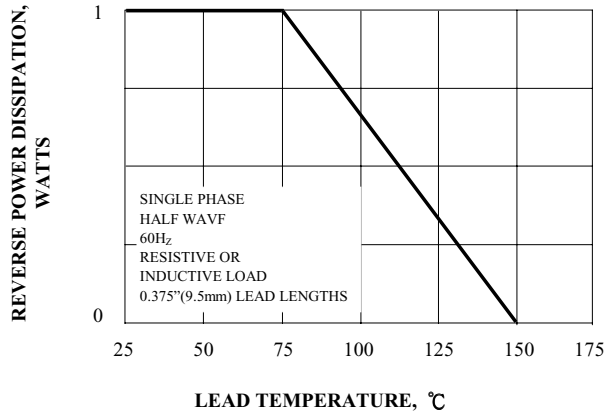


FIG. 2 - ZENER VOLTAGE VERSUS ZENER CURRENT

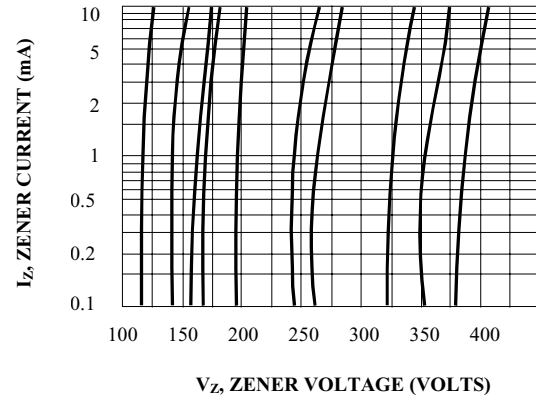


FIG. 3 - TYPICAL INSTANTANEOUS FORWARD CHARACTERISTICS

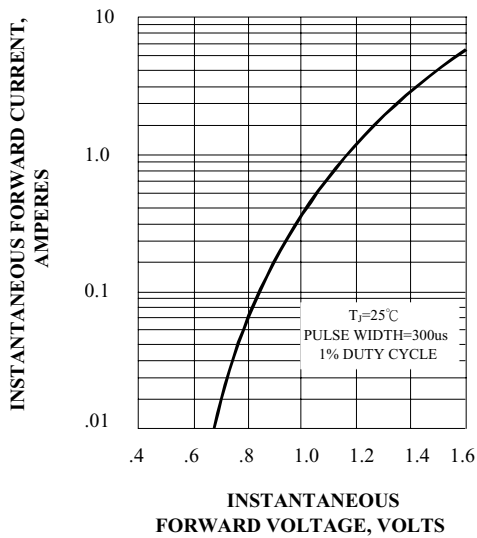


FIG. 4 - TYPICAL REVERSE CHARACTERISTICS

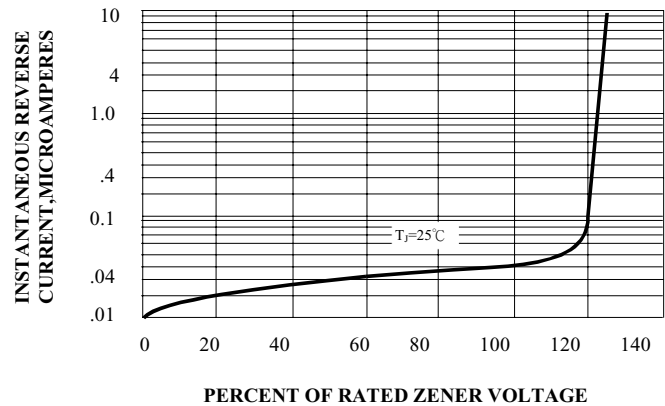


FIG. 5 - TYPICAL TEMPERATURE COEFFICIENTS

