

## CZRB3110 -CZRB3350

Voltage: 110-350 Volts  
Power: 3.0 Watts

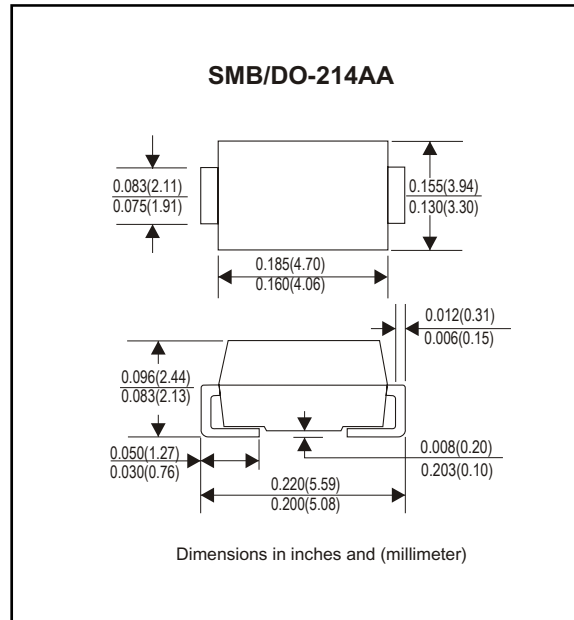


### Features

- Low profile package
- Built-in strain relief
- 5 & 10% Voltage Tolerances available
- Excellent clamping capability
- Wide voltage range
- Meets UL specification 94V-0

### Mechanical Data

- Case: JEDEC DO-214AA molded plastic
- Terminals: Solder plated, solderable MIL-STD-750, method 2026
- Weight: 0.003 ounce, 0.093 gram
- Polarity: Color band denotes cathode end
- Mounting position: Any
- Approx. Weight: 0.093 gram



### Maximum Ratings and Electrical Characteristics

Maximum Ratings	CZRB3110 to CZRB3350	Units
DC Power Dissipation with TL = 75°C ...PD	3	Watt
Lead Length = .375 Inches Derate Above 50°C	6.67	mW/°C
Operating & Storage Temperature Range...T <sub>J</sub> , T <sub>STRG</sub>	-65 to 100	°C

## Rating and Characteristic Curves (CZRB3110 Thru CZRB3350)

### ELECTRICAL CHARACTERISTICS

(T<sub>A</sub>=25°C unless otherwise noted)

Device	Nominal Zener Voltage V <sub>Z</sub>	Test Current I <sub>ZT</sub>	Maximum Zener Impedance			Max. Reverse Leakage Current		Maximum Forward Voltage @ I <sub>F</sub> = 0.2A
			Z <sub>ZT</sub> @ I <sub>ZT</sub>	Z <sub>ZK</sub> @ I <sub>ZK</sub>	I <sub>ZK</sub>	I <sub>R</sub> @	V <sub>R</sub>	
	(Volts)	(mA)	(Ohms)	(Ohms)	(mA)	(uA)	(Volts)	(Volts)
CZRB3110	110	5	750	5000	0.25	0.5	80	1.2
CZRB3115	115	5	750	5000	0.25	0.5	85	1.2
CZRB3120	120	5	850	5000	0.25	0.5	90	1.2
CZRB3130	130	5	1000	5000	0.25	0.5	95	1.2
CZRB3140	140	5	1200	5000	0.25	0.5	105	1.2
CZRB3150	150	5	1300	5000	0.25	0.5	110	1.2
CZRB3160	160	5	1500	5000	0.25	0.5	120	1.2
CZRB3170	170	5	2200	5000	0.25	0.5	130	1.2
CZRB3180	180	5	2200	5000	0.25	0.5	140	1.2
CZRB3190	190	5	2500	5000	0.25	0.5	150	1.2
CZRB3200	200	5	2500	8000	0.25	0.5	165	1.2
CZRB3210	210	5	5000	9000	0.25	0.5	165	1.2
CZRB3220	220	5	5000	9000	0.25	0.5	170	1.2
CZRB3230	230	5	5000	9000	0.25	0.5	175	1.2
CZRB3240	240	5	5000	9000	0.25	0.5	180	1.2
CZRB3250	250	5	5000	9000	0.25	0.5	190	1.2
CZRB3260	260	5	5000	9000	0.25	0.5	195	1.2
CZRB3270	270	5	5000	9000	0.25	0.5	200	1.2
CZRB3280	280	5	5000	9000	0.25	0.5	210	1.2
CZRB3290	290	5	5000	9000	0.25	0.5	215	1.2
CZRB3300	300	5	5000	9000	0.25	0.5	220	1.2
CZRB3310	310	5	5000	9500	0.25	0.5	225	1.2
CZRB3320	320	5	5000	9500	0.25	0.5	233	1.2
CZRB3330	330	5	5000	9500	0.25	0.5	240	1.2
CZRB3340	340	5	5000	9500	0.25	0.5	250	1.2
CZRB3350	350	5	5000	9500	0.25	0.5	260	1.2

Note:

1. For 10% Tolerance on Zener Voltage, Specify No Suffix.
2. T<sub>A</sub> = 25°C unless otherwise specified. Measurements made at Thermal Equilibrium.

## Rating and Characteristic Curves (CZRB3110 Thru CZRB3350)

FIG. 1 - MAXIMUM CONTINUOUS POWER DISSIPATION

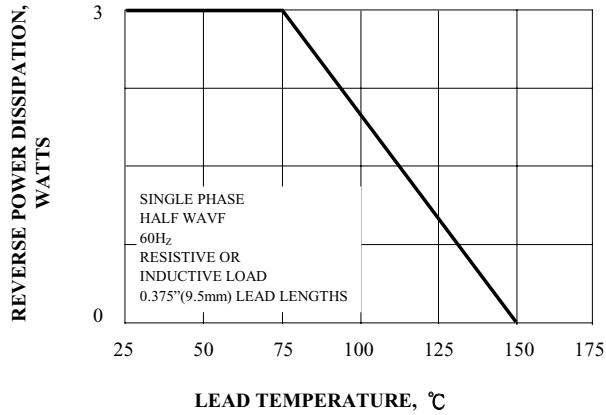


FIG. 2 - ZENER VOLTAGE VERSUS ZENER CURRENT

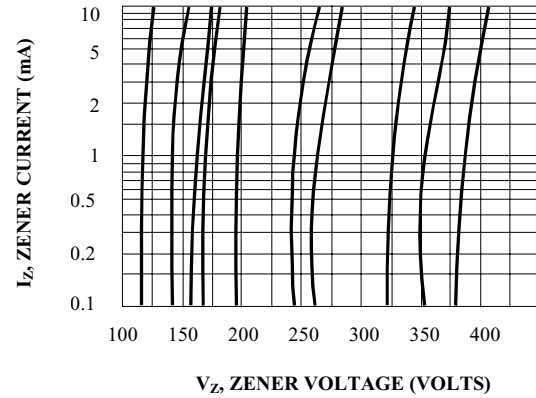


FIG. 3 - TYPICAL INSTANTANEOUS FORWARD CHARACTERISTICS

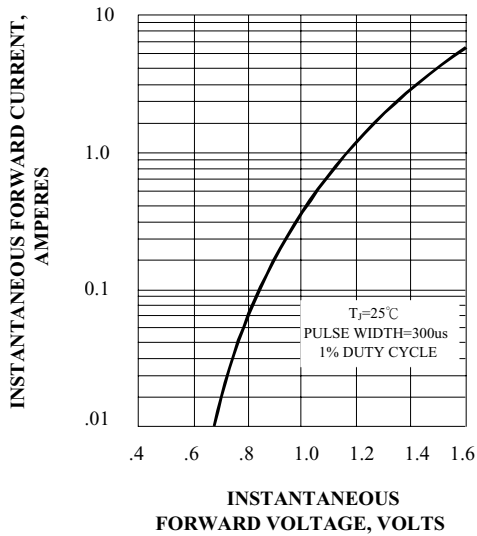


FIG. 4 - TYPICAL REVERSE CHARACTERISTICS

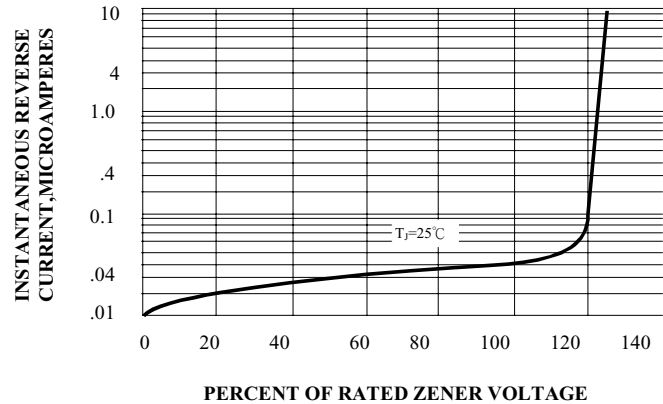


FIG. 5 - TYPICAL TEMPERATURE COEFFICIENTS

