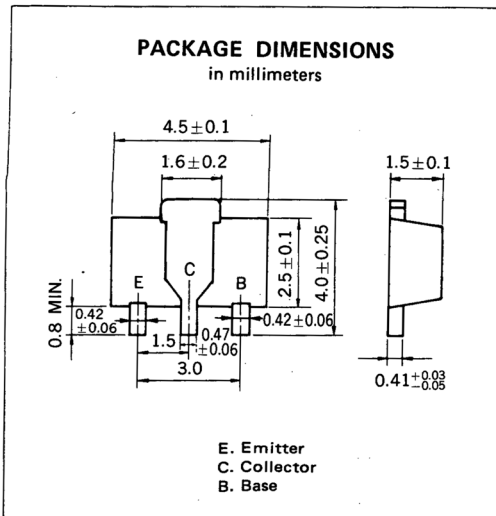


NPN SILICON EPITAXIAL TRANSISTOR
POWER MINI MOLD

DESCRIPTION

The 2SD1006, 1007 are designed for audio frequency power amplifier application, especially in Hybrid Integrated Circuits.



FEATURES

- High Collector to Emitter Voltage : $V_{CE0} > 120$ V (2SD1007)
: $V_{CE0} > 100$ V (2SD1006)
- Complement to PNP type 2SB805, 806 respectively.

ABSOLUTE MAXIMUM RATINGS ($T_A = 25^\circ\text{C}$)

	2SD1006	2SD1007	
Collector to Base Voltage	V_{CBO} 100	120	V
Collector to Emitter Voltage	V_{CEO} 100	120	V
Emitter to Base Voltage	V_{EBO} 5.0		V
Collector Current (DC)	$I_C(\text{DC})$ 0.7		A
Collector Current (Pulse) *	$I_C(\text{Pulse})$ 1.2		A
Total Power Dissipation **	P_T 2.0		W
Junction Temperature	T_j 150		$^\circ\text{C}$
Storage Temperature Range	T_{stg} -55 to +150		$^\circ\text{C}$

*PW \leq 10 ms, duty cycle \leq 50 %

**When mounted on ceramic substrate of $16\text{ cm}^2 \times 0.7\text{ mm}$

ELECTRICAL CHARACTERISTICS ($T_A = 25^\circ\text{C}$)

CHARACTERISTIC	SYMBOL	MIN.	TYP.	MAX.	UNIT	TEST CONDITIONS	
Collector Cutoff Current	I_{CBO}			100	nA	2SD1006	$V_{CB}=100\text{ V}, I_E=0$
				100	nA	2SD1007	$V_{CB}=120\text{ V}, I_E=0$
Emitter Cutoff Current	I_{EBO}			100	nA	$V_{EB}=5.0\text{ V}, I_C=0$	
DC Current Gain	h_{FE1}	45	200			$V_{CE}=1.0\text{ V}, I_C=5.0\text{ mA}$ ***	
DC Current Gain	h_{FE2}	90	200	400		$V_{CE}=1.0\text{ V}, I_C=100\text{ mA}$ ***	
Base to Emitter Voltage	V_{BE}	550	620	650	mV	$V_{CE}=10\text{ V}, I_C=10\text{ mA}$ ***	
Collector Saturation Voltage	$V_{CE(\text{sat})}$		0.14	0.6	V	$I_C=500\text{ mA}, I_B=50\text{ mA}$ ***	
Base Saturation Voltage	$V_{BE(\text{sat})}$		0.88	1.5	V	$I_C=500\text{ mA}, I_B=50\text{ mA}$ ***	
Output Capacitance	C_{ob}		10		pF	$V_{CB}=10\text{ V}, I_E=0, f=1.0\text{ MHz}$	
Gain Bandwidth Product	f_T		90		MHz	$V_{CE}=10\text{ V}, I_E=-10\text{ mA}$	

***Pulsed: PW \leq 350 μs , duty cycle \leq 2 %

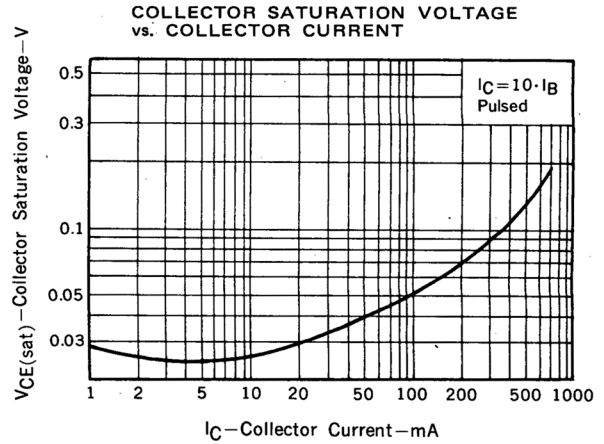
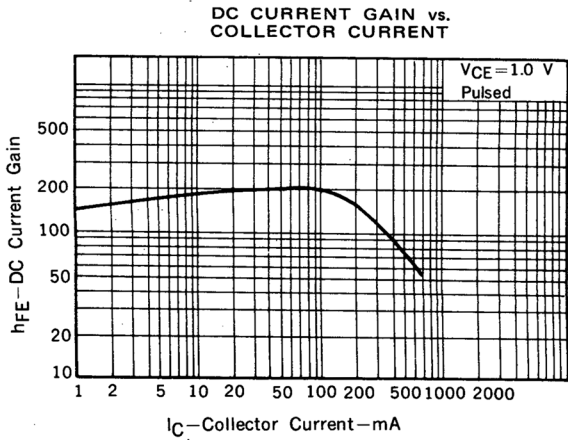
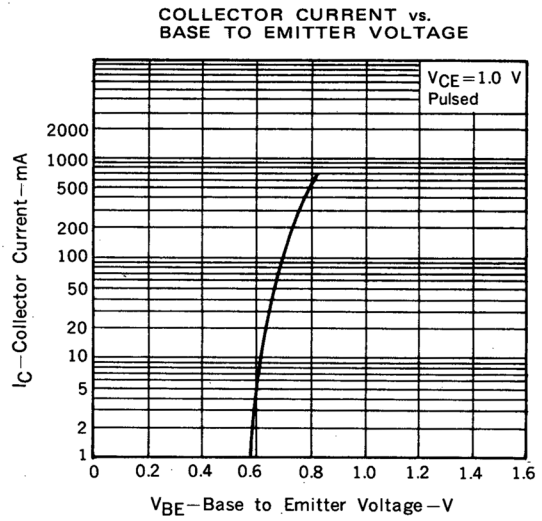
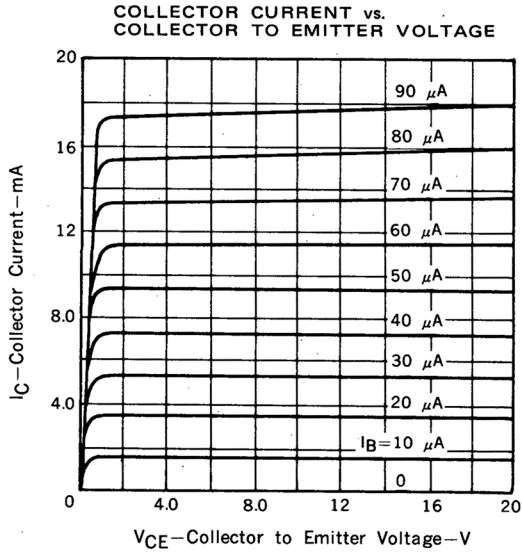
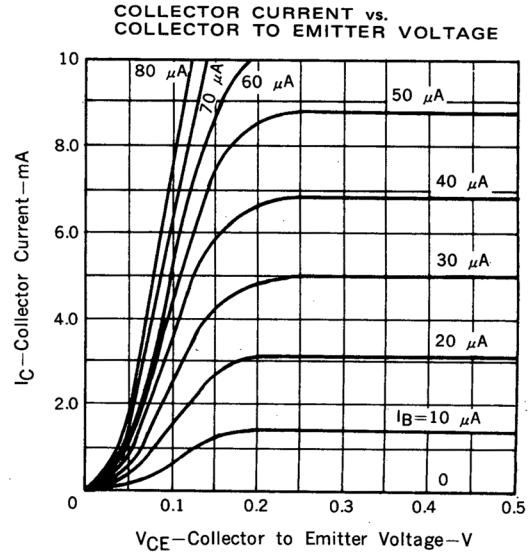
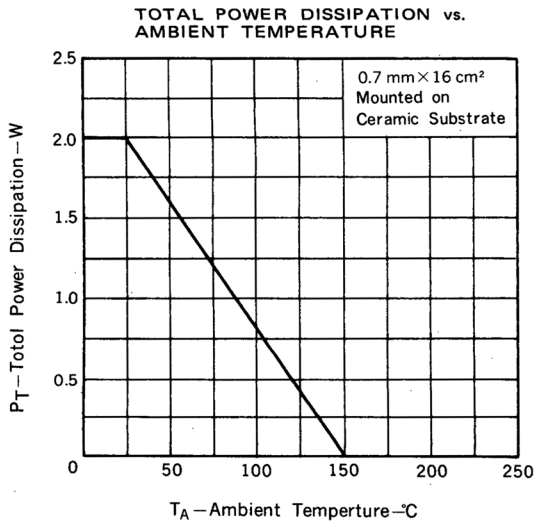
h_{FE} Classification

MARKING	2SD1006	HM	HL	HK
		2SD1007	HR	HQ
h_{FE2}		90 - 180	135 - 270	200 - 400

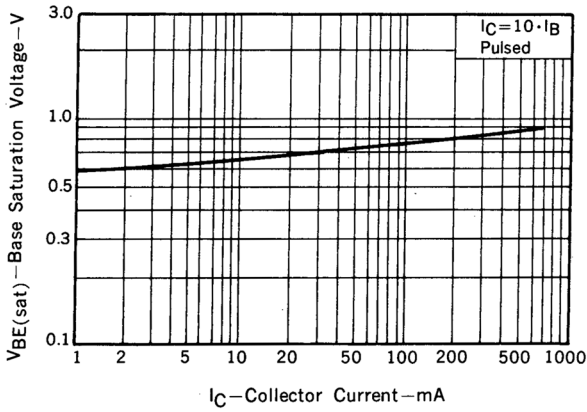
The information in this document is subject to change without notice. Before using this document, please confirm that this is the latest version.

Not all products and/or types are available in every country. Please check with an NEC Electronics sales representative for availability and additional information.

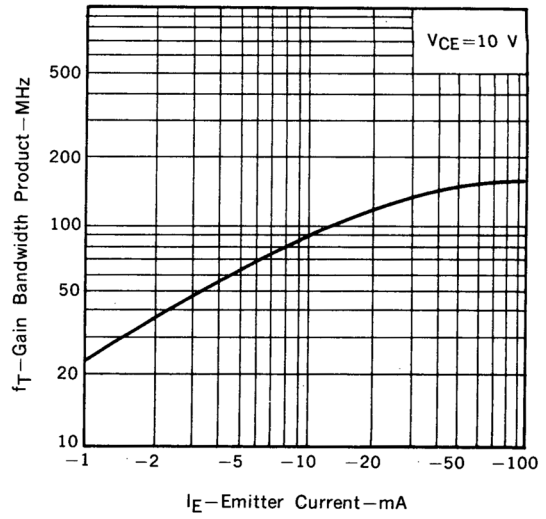
TYPICAL CHARACTERISTICS (T_A = 25°C)



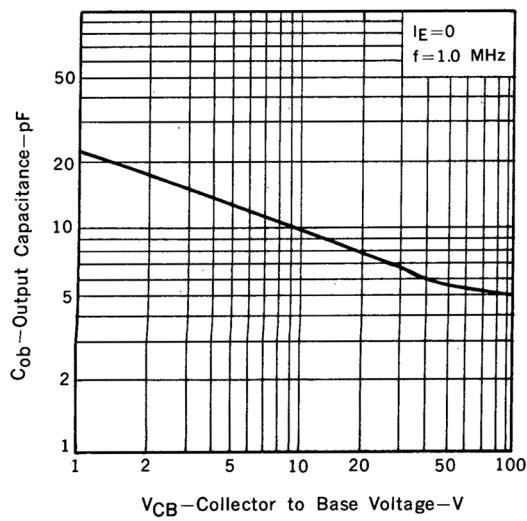
BASE SATURATION VOLTAGE vs. COLLECTOR CURRENT



GAIN BANDWIDTH PRODUCT vs. EMITTER CURRENT



OUTPUT CAPACITANCE vs. REVERSE VOLTAGE



- **The information in this document is current as of March, 2006. The information is subject to change without notice. For actual design-in, refer to the latest publications of NEC Electronics data sheets or data books, etc., for the most up-to-date specifications of NEC Electronics products. Not all products and/or types are available in every country. Please check with an NEC Electronics sales representative for availability and additional information.**
- No part of this document may be copied or reproduced in any form or by any means without the prior written consent of NEC Electronics. NEC Electronics assumes no responsibility for any errors that may appear in this document.
- NEC Electronics does not assume any liability for infringement of patents, copyrights or other intellectual property rights of third parties by or arising from the use of NEC Electronics products listed in this document or any other liability arising from the use of such products. No license, express, implied or otherwise, is granted under any patents, copyrights or other intellectual property rights of NEC Electronics or others.
- Descriptions of circuits, software and other related information in this document are provided for illustrative purposes in semiconductor product operation and application examples. The incorporation of these circuits, software and information in the design of a customer's equipment shall be done under the full responsibility of the customer. NEC Electronics assumes no responsibility for any losses incurred by customers or third parties arising from the use of these circuits, software and information.
- While NEC Electronics endeavors to enhance the quality, reliability and safety of NEC Electronics products, customers agree and acknowledge that the possibility of defects thereof cannot be eliminated entirely. To minimize risks of damage to property or injury (including death) to persons arising from defects in NEC Electronics products, customers must incorporate sufficient safety measures in their design, such as redundancy, fire-containment and anti-failure features.
- NEC Electronics products are classified into the following three quality grades: "Standard", "Special" and "Specific".

The "Specific" quality grade applies only to NEC Electronics products developed based on a customer-designated "quality assurance program" for a specific application. The recommended applications of an NEC Electronics product depend on its quality grade, as indicated below. Customers must check the quality grade of each NEC Electronics product before using it in a particular application.

"Standard": Computers, office equipment, communications equipment, test and measurement equipment, audio and visual equipment, home electronic appliances, machine tools, personal electronic equipment and industrial robots.

"Special": Transportation equipment (automobiles, trains, ships, etc.), traffic control systems, anti-disaster systems, anti-crime systems, safety equipment and medical equipment (not specifically designed for life support).

"Specific": Aircraft, aerospace equipment, submersible repeaters, nuclear reactor control systems, life support systems and medical equipment for life support, etc.

The quality grade of NEC Electronics products is "Standard" unless otherwise expressly specified in NEC Electronics data sheets or data books, etc. If customers wish to use NEC Electronics products in applications not intended by NEC Electronics, they must contact an NEC Electronics sales representative in advance to determine NEC Electronics' willingness to support a given application.

(Note)

- (1) "NEC Electronics" as used in this statement means NEC Electronics Corporation and also includes its majority-owned subsidiaries.
- (2) "NEC Electronics products" means any product developed or manufactured by or for NEC Electronics (as defined above).