


Schottky Barrier Rectifiers

D12PS80L--D12PS100L

Features

- Metal silicon junction, majority carrier conduction
- High surge capability
- High temperature soldering guaranteed:
260°C/10 seconds
- High current capability, low forward voltage drop
- RoHS Compliant



Mechanical Data

- Case: TO-277B molded plastic
- Molding compound, UL flammability classification rating 94V-0
- Terminals: Solder plated, solderable per MIL- STD-202, Method 208

Maximum Ratings (@T_A = 25°C unless otherwise specified)

Characteristic	Symbol	D12PS80L	D12PS100L	Units
Peak repetitive reverse voltage	V _{RRM}	80	100	V
RMS reverse voltage	V _{RMS}	56	70	V
DC blocking voltage	V _{DC}	80	100	V
Maximum average forward output current	I _{F(AV)}	12		A
Peak forward surge current, 8.3ms single half-sine-wave	I _{FSM}	250		A

Thermal Characteristics

Parameter	Symbol	D12PS80L	D12PS100L	Units
Typical thermal resistance (Note 1)	R _{θJA}	60		°C /W
	R _{θJC}	20		
	R _{θJL}	15		
Operating junction temperature range	T _J	- 55 ---- + 150		°C
Storage temperature range	T _{STG}	- 55 ---- + 150		°C

Note:

1. Device mounted on PCB with 10 mm x 20 mm x 0.1mm copper pad areas

Schottky Barrier Rectifiers

D12PS80L--D12PS100L

Electrical Characteristics (@T_A = 25°C unless otherwise specified)

Parameter	Symbol	Test conditions		Typ.	Max.	Units
Maximum instantaneous forward voltage(Note 1)	V _F	I _F =12A	@T _A =25°C	--	0.7	V
Maximum Reverse current (Note 2)	I _R	Rated V _R ,	@T _J =25°C	--	250	μ A
			@T _J =100°C	--	10	m A

Note:

- 1.Pulse test: 300us pulse width, 1 % duty cycle
- 2.Pulse test: Pulse width 40ms

Schottky Barrier Rectifiers

D12PS80L--D12PS100L

Ratings and Characteristic Curves ($T_A=25^\circ\text{C}$ unless otherwise noted)

Fig.1-Forward Current Derating Curve

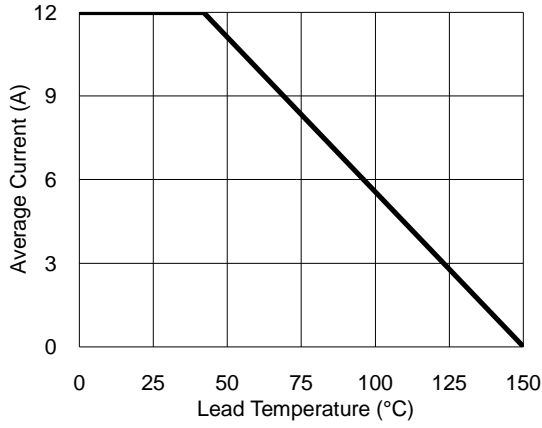


Fig.2- Surge Current Derating Curve

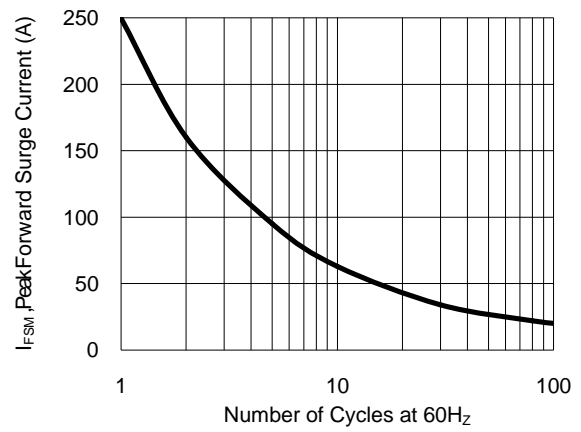


Fig.3- Typical Forward Voltage Characteristic

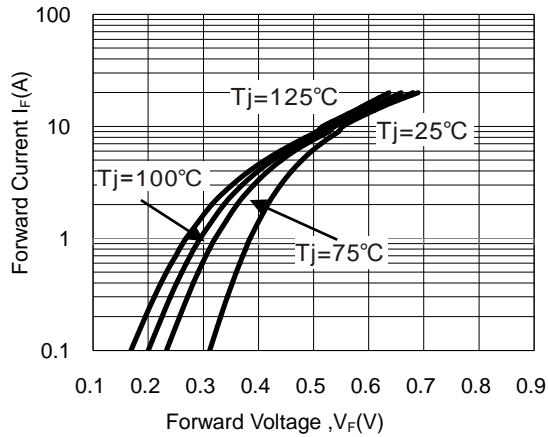
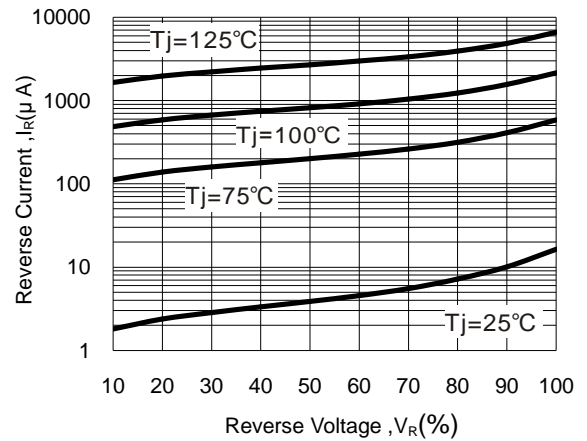


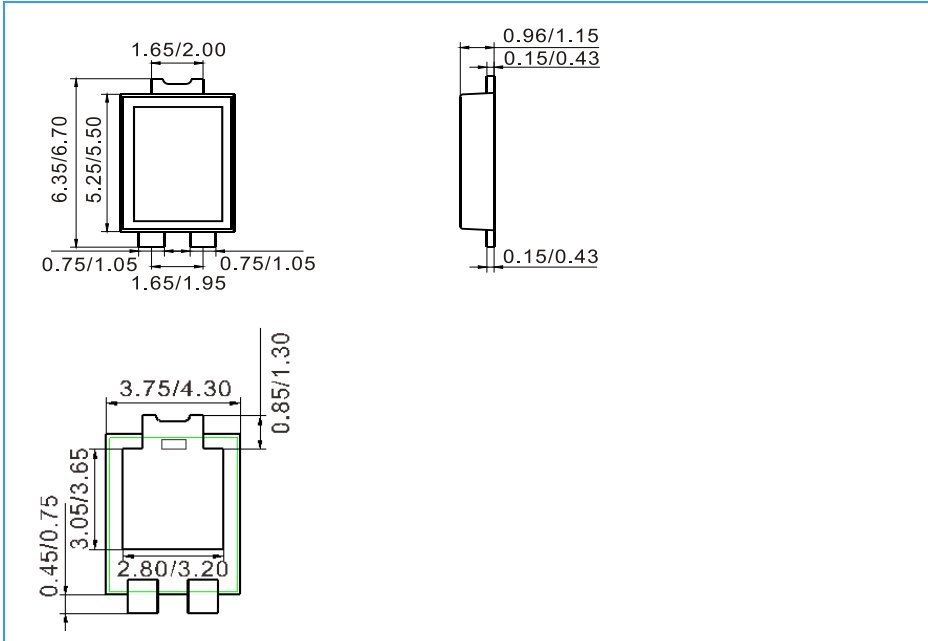
Fig.4- Typical Reverse Characteristic



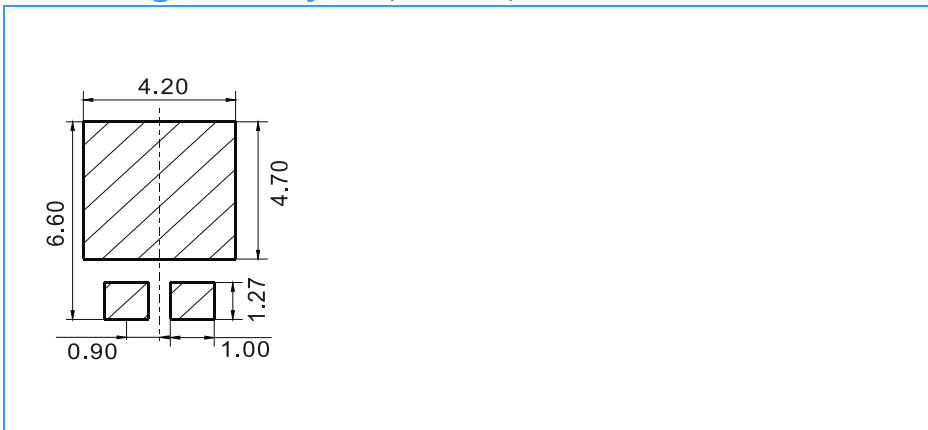
Schottky Barrier Rectifiers

D12PS80L--D12PS100L

Package Outline Dimensions(unit:mm)



Mounting Pad Layout(unit:mm)



Ordering Information

Part No.	Marking	Package	Shipping
D12PS80L	D12S80L	TO-277B	4000/Tape&Reel
D12PS100L	D12SAL	TO-277B	4000/Tape&Reel