


# D15SB10 Thru D15SB100

High Current Glass Passivated Molding Single-Phase Bridge Rectifier

Reverse Voltage 100 to 1000V Forward Current 15.0 A

## FEATURES

- Plastic Package has Underwriters Laboratory Flammability Classification 94V-0
- High current capacity with small package
- Glass passivated chip junctions
- Superior thermal conductivity
- High IFSM



## 1. Maximum & Thermal Characteristics Ratings at 25 °C ambient temperature unless otherwise specified.

Parameter Symbol		Symbol	D15SB10	D15SB20	D15SB40	D15SB60	D15SB80	D15SB100	Unit
Maximum repetitive voltage		VRRM	100	200	400	600	800	1000	V
Maximum RMS Voltage		VRMS	70	140	280	420	560	700	V
Maximum DC Blocking Voltage		VDC	100	200	400	600	800	1000	V
Maximum DC reverse current TA=25		IR	10						μA
at rated DC blocking voltage TA=125			500						
Maximum average forward rectified output current at	With heatsink Tc=100	Io	15						A
	Without heatsink Ta=25		3.5						A
Peak forward surge current 8.3ms single half sine-wave superimposed on rated load		IFSM	250						A
Rating of fusing (t<8.3ms)		I2t	240						A2sec
Dielectric strength terminals to case , AC 1 minute Current 1mA		Vdia	2.5						KV
Max instantaneous forward voltage at 7.5A		VF	1.0						V
Operating junction temperature		TJ	150						
Maximum thermal on P.C.B. without heat-sink		RθJA	23						/W
resistance per leg on Al plate heat-sink		RθJC	1.5						
Storage temperature		Tstg	-55~150						
Mounting torque		Tor	Rating Torque : 0.8						N.m

# D15SB10 Thru D15SB100

## 2. Ratings and Characteristic Curves (TA = 25°C unless otherwise noted )

Fig. 1 Derating Curve

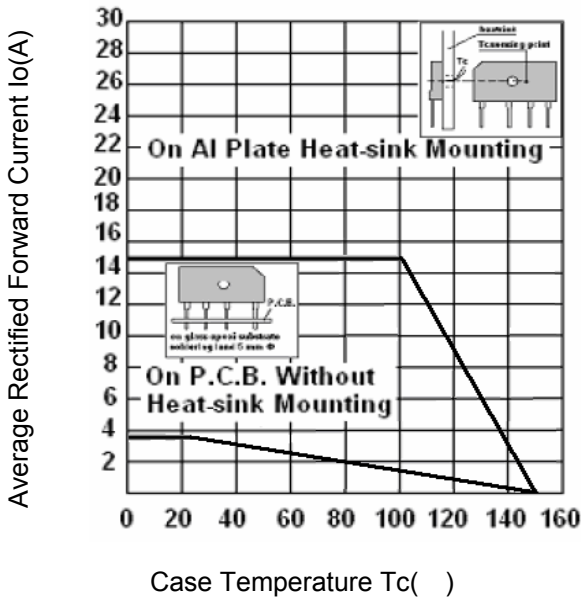


Fig.2 Typical Reverse Characteristics

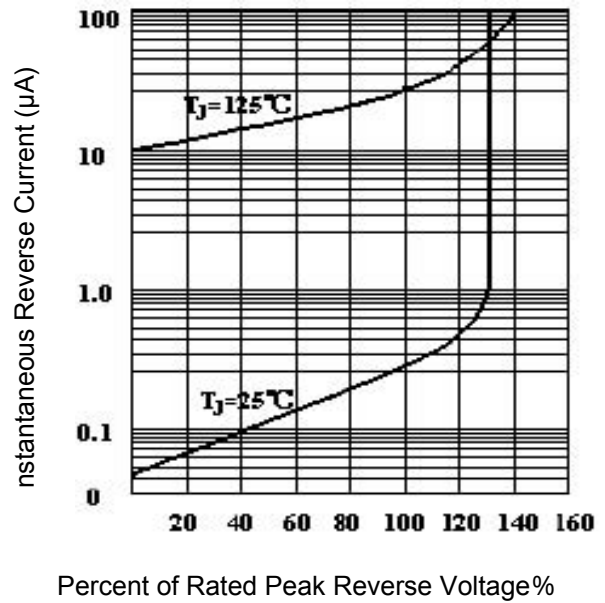


Fig.3 Forward Voltage

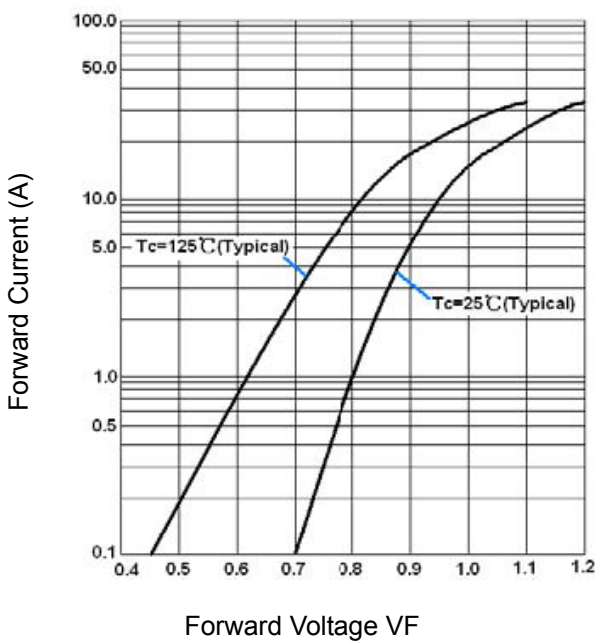
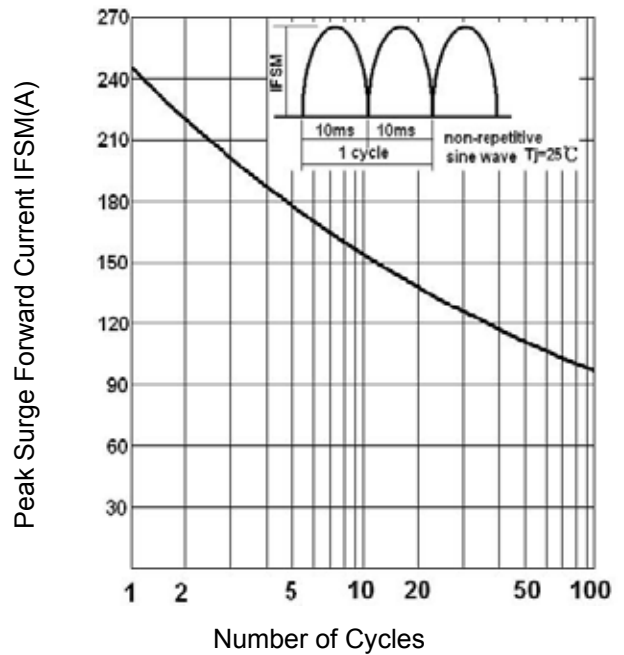
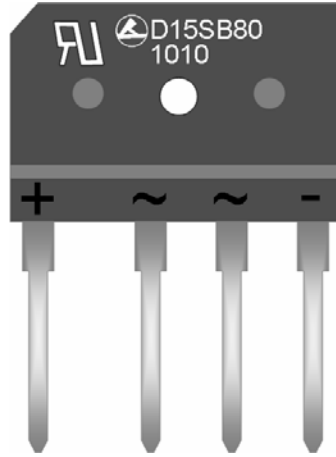


Fig.4 Peak Surge Forward Capability



# D15SB10 Thru D15SB100

## 3. Marking Identification

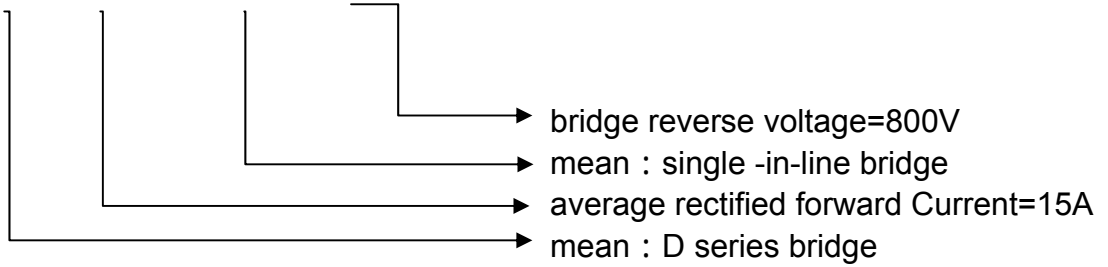


**Note :**

生产日期码包含4位数字，例如“1010”，前两个数字“10”表示为2010年，另外二个数字“10”是指第10周，即表示该产品为2010年10周生产。

型号：

D    15    SB    80



## 4. Dimension

