

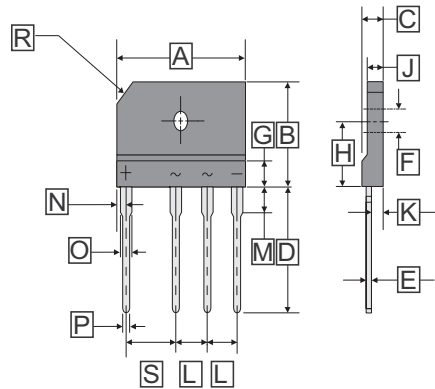

RoHS Compliant Product

A suffix of "-C" specifies halogen-free and RoHS Compliant

D5-25SB

FEATURES

- Plastic Package has Underwriters Laboratory Flammability Classification 94V-0
- High current capacity with small package
- Glass passivated chip junctions
- Superior thermal conductivity
- High IFSM



REF.	Millimeter		REF.	Millimeter	
	Min.	Max.		Min.	Max.
A	29.7	30.3	K	2.6	2.8
B	19.7	20.3	L	7.3	7.7
C	4.4	4.8	N	2.3	2.7
D	17.0	18.0	P	0.9	1.1
E	0.6	0.8	O	2.0	2.4
G	5 REF.		R	3 X 45°	
J	3.4	3.8	S	9.8	10.2
F	3.3	3.7	H	10.8	11.2

MAXIMUM RATINGS (T_A=25°C unless otherwise noted)

PARAMETERS	SYMBOL	PART NUMBERS						UNITS
		D15SB10	D15SB20	D15SB40	D15SB60	D15SB80	D15SB100	
Maximum repetitive voltage	V _{RRM}	100	200	400	600	800	1000	V
Maximum RMS voltage	V _{RMS}	70	140	280	420	560	700	V
Maximum DC blocking voltage	V _{DC}	100	200	400	600	800	1000	V
Maximum DC reverse current at rated DC blocking voltage	I _R	10						μA
		500						
Maximum average forward rectified output current at	I _O	15						A
		3.5						
Peak Forward Surge Current, 8.3ms single half sine-wave superimposed on rated load	I _{FSM}	250						A
Rating of fusing (t < 8.3ms)	I ² t	240						A ² sec
Maximum Instantaneous Forward Voltage @ 7.5A	V _F	1.0						V
Dielectric strength terminals to case, AC 1 minute Current 1mA	V _{dia}	2.5						KV
Maximum thermal on P.C.B without heat-sink	R _{θJA}	23						°C / W
Resistance per leg on Al plate heat-sink	R _{θJC}	1.5						
Operating and Storage Temperature Range	T _J , T _{STG}	150, -55 ~ 150						°C
Mounting torque	Tor	Rating Torque : 0.8						N.m

CHARACTERISTIC CURVES

Fig. 1 Derating Curve

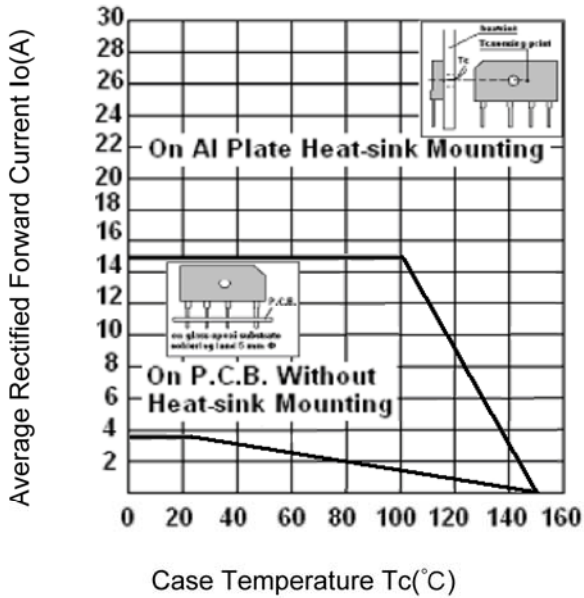


Fig.2 Typical Reverse Characteristics

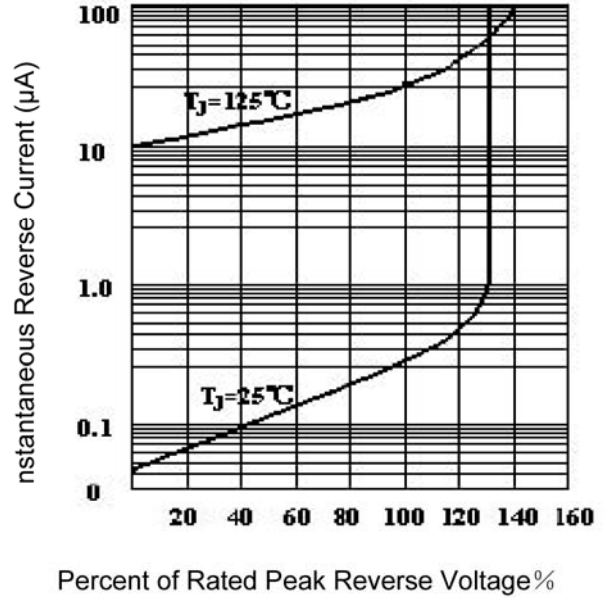


Fig.3 Forward Voltage

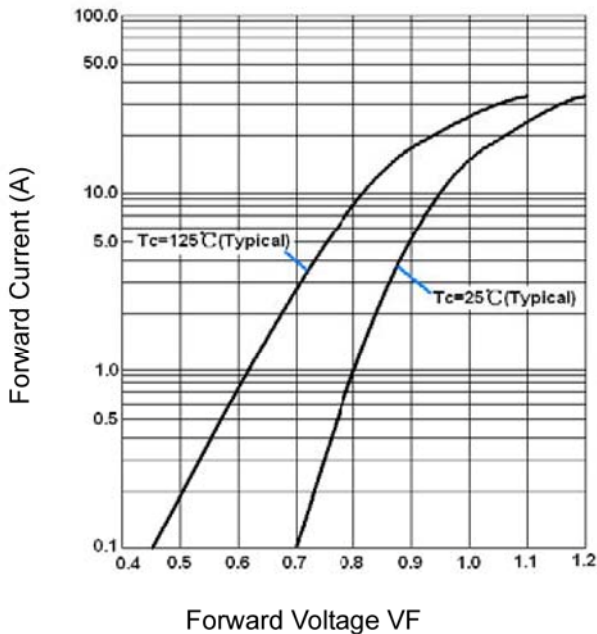


Fig.4 Peak Surge Forward Capability

