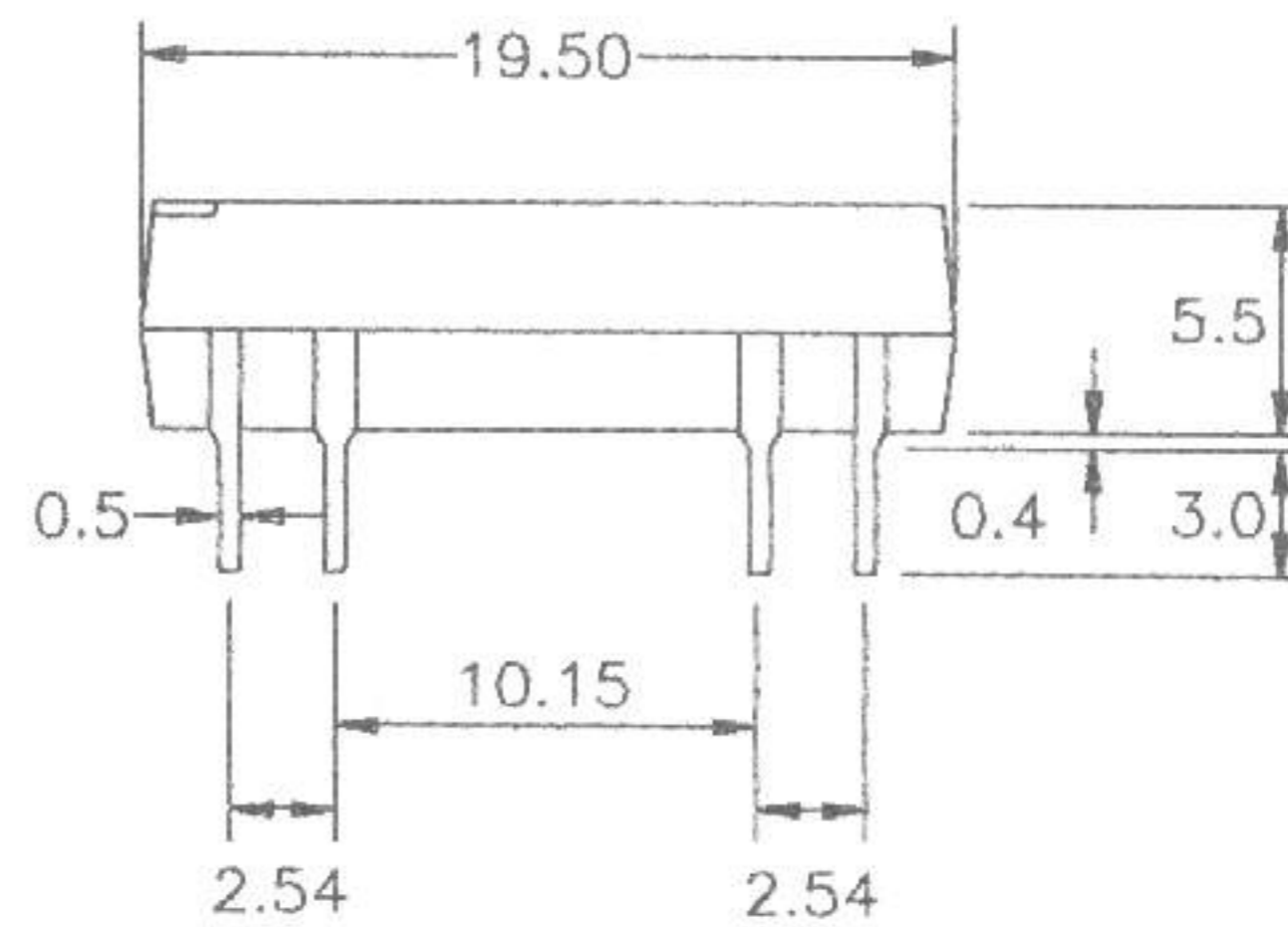
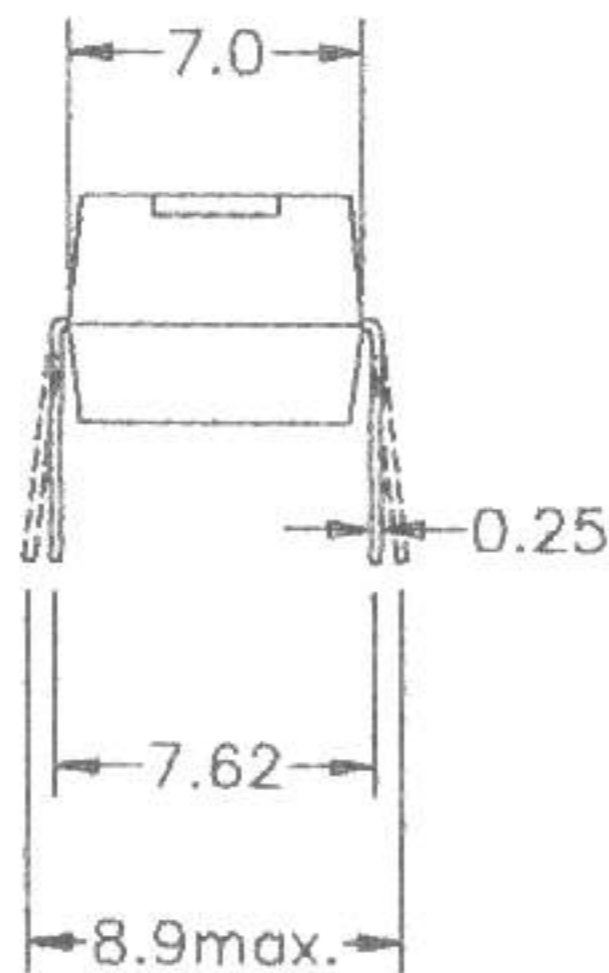



# PRODUCT SPECIFICATION

DATE: 11/05/1998

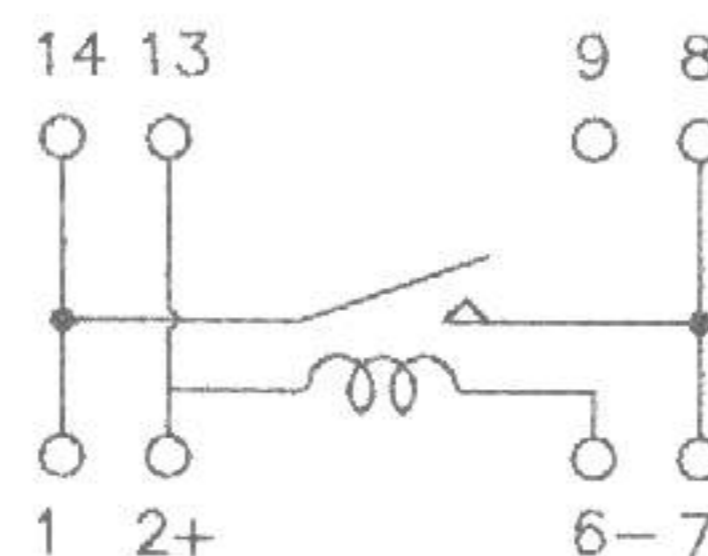
<b>COSMO</b> ELECTRONICS CORPORATION	Reed Relay : D1A121000	NO. 50R02002	REV.
		SHEET 1 OF 2	2

1. OUTSIDE DIMENSION : UNIT ( mm )



TOLERANCE :  $\pm 0.1\text{mm}$

2. SCHEMATIC : TOP VIEW



ISSUE *Alan Lai*  
5-11-98

CHECK *Alan Lai*  
5-11-98

APPROVED *[Signature]*  
82.5.78

# PRODUCT SPECIFICATION

DATE: 11/05/1998

<b>COSMO</b> ELECTRONICS CORPORATION	Reed Relay : D1A121000	NO. 50R02002 SHEET 2 OF 2	REV. <b>2</b>																																														
<p><u>3.0 COIL RATINGS: (AT 20°C)</u></p> <table style="width: 100%; border-collapse: collapse;"> <tr> <td style="width: 70%;">3.1 Coil resistance</td> <td style="width: 30%; text-align: right;">1000 (<math>\Omega \pm 10\%</math>)</td> </tr> <tr> <td>3.2 Nominal coil voltage</td> <td style="text-align: right;">12 (VDC)</td> </tr> <tr> <td>3.3 Maximum Continuous voltage</td> <td style="text-align: right;">20 (VDC)</td> </tr> <tr> <td>3.4 Must operate</td> <td style="text-align: right;">9 (VDC)</td> </tr> <tr> <td>3.5 Must release</td> <td style="text-align: right;">1.2 (VDC)</td> </tr> <tr> <td>3.6 Rated current</td> <td style="text-align: right;">12 (mA)</td> </tr> </table> <p><u>4.0 ELECTRICAL CHARACTERISTICS :</u></p> <table style="width: 100%; border-collapse: collapse;"> <tr> <td style="width: 70%;">4.1 Contact resistance</td> <td style="width: 30%; text-align: right;">100 (m<math>\Omega</math> max)</td> </tr> <tr> <td>4.2 Operate time</td> <td style="text-align: right;">0.5 (mS max)</td> </tr> <tr> <td>4.3 Bounce time</td> <td style="text-align: right;">0.5 (mS max)</td> </tr> <tr> <td>4.4 Release time</td> <td style="text-align: right;">0.2 (mS max)</td> </tr> <tr> <td>4.5 Insulation resistance (100 VDC open contact)</td> <td style="text-align: right;">10<sup>11</sup> (<math>\Omega</math> min)</td> </tr> <tr> <td>4.6 Power</td> <td style="text-align: right;">15 (VA max)</td> </tr> <tr> <td>4.7 Switching voltage</td> <td style="text-align: right;">200 (VDC max)</td> </tr> <tr> <td>4.8 Switching current</td> <td style="text-align: right;">1.0 (A max)</td> </tr> <tr> <td>4.9 Carry current</td> <td style="text-align: right;">1.25 (A max)</td> </tr> <tr> <td>4.10 Breakdown voltage (across open contact)</td> <td style="text-align: right;">250 (VDC min)</td> </tr> <tr> <td style="padding-left: 150px;">(between coil &amp; contact)</td> <td style="text-align: right;">500 (VDC min)</td> </tr> <tr> <td>4.11 Life expectancy (signal level)</td> <td style="text-align: right;">10<sup>8</sup></td> </tr> <tr> <td>4.12 Operating temp.</td> <td style="text-align: right;">-40 to 85°C</td> </tr> <tr> <td>4.13 Storage temp.</td> <td style="text-align: right;">-50 to 125°C</td> </tr> <tr> <td>4.14 Resonant frequency</td> <td style="text-align: right;">3.5 (KHZ)</td> </tr> <tr> <td>4.15 Vibration (10 - 2000 HZ)</td> <td style="text-align: right;">20 (g max)</td> </tr> <tr> <td>4.16 Minimum permissible load</td> <td style="text-align: right;">100 mVDC 10uA</td> </tr> </table>				3.1 Coil resistance	1000 ( $\Omega \pm 10\%$ )	3.2 Nominal coil voltage	12 (VDC)	3.3 Maximum Continuous voltage	20 (VDC)	3.4 Must operate	9 (VDC)	3.5 Must release	1.2 (VDC)	3.6 Rated current	12 (mA)	4.1 Contact resistance	100 (m $\Omega$ max)	4.2 Operate time	0.5 (mS max)	4.3 Bounce time	0.5 (mS max)	4.4 Release time	0.2 (mS max)	4.5 Insulation resistance (100 VDC open contact)	10 <sup>11</sup> ( $\Omega$ min)	4.6 Power	15 (VA max)	4.7 Switching voltage	200 (VDC max)	4.8 Switching current	1.0 (A max)	4.9 Carry current	1.25 (A max)	4.10 Breakdown voltage (across open contact)	250 (VDC min)	(between coil & contact)	500 (VDC min)	4.11 Life expectancy (signal level)	10 <sup>8</sup>	4.12 Operating temp.	-40 to 85°C	4.13 Storage temp.	-50 to 125°C	4.14 Resonant frequency	3.5 (KHZ)	4.15 Vibration (10 - 2000 HZ)	20 (g max)	4.16 Minimum permissible load	100 mVDC 10uA
3.1 Coil resistance	1000 ( $\Omega \pm 10\%$ )																																																
3.2 Nominal coil voltage	12 (VDC)																																																
3.3 Maximum Continuous voltage	20 (VDC)																																																
3.4 Must operate	9 (VDC)																																																
3.5 Must release	1.2 (VDC)																																																
3.6 Rated current	12 (mA)																																																
4.1 Contact resistance	100 (m $\Omega$ max)																																																
4.2 Operate time	0.5 (mS max)																																																
4.3 Bounce time	0.5 (mS max)																																																
4.4 Release time	0.2 (mS max)																																																
4.5 Insulation resistance (100 VDC open contact)	10 <sup>11</sup> ( $\Omega$ min)																																																
4.6 Power	15 (VA max)																																																
4.7 Switching voltage	200 (VDC max)																																																
4.8 Switching current	1.0 (A max)																																																
4.9 Carry current	1.25 (A max)																																																
4.10 Breakdown voltage (across open contact)	250 (VDC min)																																																
(between coil & contact)	500 (VDC min)																																																
4.11 Life expectancy (signal level)	10 <sup>8</sup>																																																
4.12 Operating temp.	-40 to 85°C																																																
4.13 Storage temp.	-50 to 125°C																																																
4.14 Resonant frequency	3.5 (KHZ)																																																
4.15 Vibration (10 - 2000 HZ)	20 (g max)																																																
4.16 Minimum permissible load	100 mVDC 10uA																																																
ISSUE <i>Alan Lai</i> 5-11-98	CHECK <i>Alan Lai</i> 5-11-98	APPROVED <i>[Signature]</i> 8/5/98																																															