


Standard Recovery Diodes (Hockey PUK Version), 4310A

FEATURES

- Wide current range
- High voltage ratings up to 3000V
- High surge current capabilities
- Diffused junction
- Hockey PUK version
- Case style B-44(R-PUK), Nell's E-type Capsule
- Lead (Pb)-free



B-44(R-PUK)
(Nell's E-type Capsule)

TYPICAL APPLICATIONS

- Converters
- Power supplies
- Machine tool controls
- High power drives
- Auxiliary system supplies for traction applications

PRODUCT SUMMARY

$I_{F(AV)}$	4310A
-------------	-------

MAJOR RATINGS AND CHARACTERISTICS

PARAMETER	TEST CONDITIONS	VALUES	UNIT
$I_{F(AV)}$		4310	A
	T_{hs}	55	°C
$I_{F(RMS)}$		6760 (7450)	A
	T_{hs}	55 (25)	°C
I_{FSM}	50 HZ	55000	A
	60 HZ	57590	
I^2t	50 HZ	15125	kA ² s
	60 HZ	13760	
V_{RRM}		2000 to 3000	V
T_J	Typical	-40 to 160	°C

ELECTRICAL SPECIFICATIONS

VOLTAGE RATINGS

TYPE NUMBER	VOLTAGE CODE	V_{RRM} , MAXIMUM REPETITIVE PEAK REVERSE VOLTAGE V	V_{RSM} , MAXIMUM NON-REPETITIVE PEAK REVERSE VOLTAGE V	I_{RRM} , MAXIMUM AT $T_J = T_J$ MAXIMUM mA
D4310E	20	2000	2100	75
	24	2400	2500	
	26	2600	2700	
	30	3000	3100	

FORWARD CONDUCTION					
PARAMETER	SYMBOL	TEST CONDITIONS		VALUES	UNIT
Maximum average forward current at heatsink temperature	$I_{F(AV)}$	180° conduction, half sine wave Double side (single side) cooled		4310(2150)	A
				55(85)	°C
Maximum RMS forward current	$I_{F(RMS)}$	55°C heatsink temperature double side cooled		6760	A
Maximum peak, one cycle non-repetitive surge current	I_{FSM}	t = 10ms	No voltage reappplied	55000	A
		t = 8.3ms		57590	
		t = 10ms	100% V_{RRM} reappplied	46200	
		t = 8.3ms		48370	
Maximum I^2t for fusing	I^2t	t = 10ms	No voltage reappplied	15125	kA ² s
		t = 8.3ms		13760	
		t = 10ms	100% V_{RRM} reappplied	10670	
		t = 8.3ms		9710	
Maximum $I^2\sqrt{t}$ for fusing	$I^2\sqrt{t}$	t = 0.1 to 10 ms, no voltage reappplied		151250	kA ² √s
Maximum value of threshold voltage	$V_{F(TO)}$	$I_F = 13000A, T_J = T_J$ maximum		0.86	V
Maximum value of forward slope resistance	r_t			0.080	mΩ
Maximum forward voltage drop	V_{FM}	$I_{pk} = 6000A, T_J = T_J$ maximum, $t_p = 10$ ms sinusoidal wave		1.60	V

THERMAL AND MECHANICAL SPECIFICATIONS				
PARAMETER	SYMBOL	TEST CONDITIONS	VALUES	UNIT
Maximum junction operating temperature range	T_J		-40 to 160	°C
Maximum storage temperature range	T_{stg}		-55 to 160	
Maximum thermal resistance, junction to heatsink	R_{thJ-hs}	DC operation single side cooled	0.022	K/W
		DC operation double side cooled	0.011	
Mounting force, ±10%			40000 (4045)	N (kg)
Approximate weight			1100	g
Case style		B-44(R-PUK), Nell's E-type Capsule		

Δ R_{thJC} CONDUCTION						
CONDUCTION ANGLE	SINUSOIDAL CONDUCTION		RECTANGULAR CONDUCTION		TEST CONDUCTIONS	UNITS
	SINGLE SIDE	DOUBLE SIDE	SINGLE SIDE	DOUBLE SIDE		
180°	0.0009	0.0010	0.0006	0.0006	$T_J = T_J$ maximum	K/W
120°	0.0010	0.0011	0.0010	0.0010		
90°	0.0013	0.0013	0.0014	0.0014		
60°	0.0019	0.0019	0.0020	0.0020		
30°	0.0033	0.0033	0.0034	0.0034		

Note

- The table above shows the increment of thermal resistance R_{thJ-hs} when devices operate at different conduction angles than DC

Fig.1 Current ratings characteristics

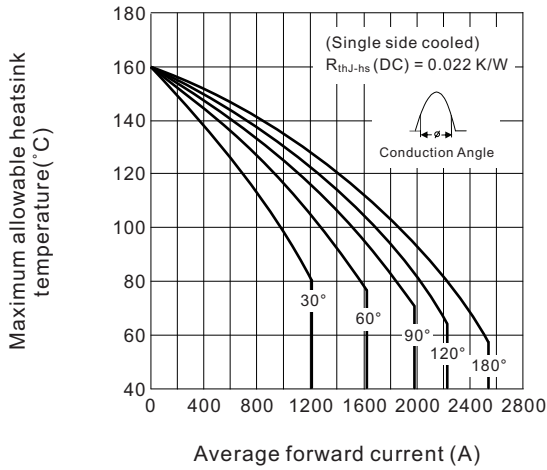


Fig.2 Current ratings characteristics

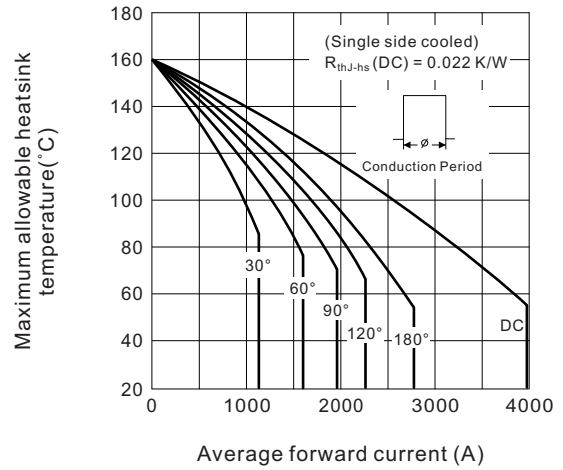


Fig.3 Current ratings characteristics

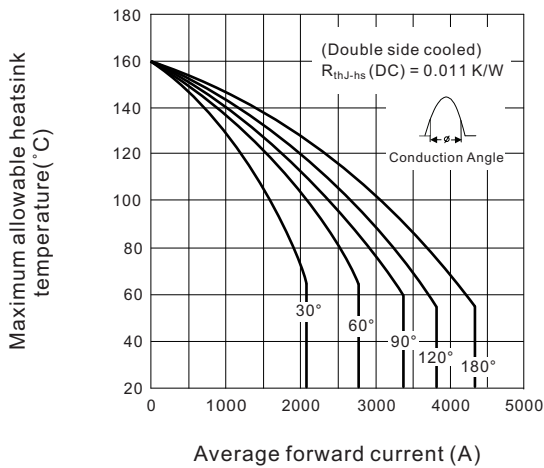


Fig.4 Current ratings characteristics

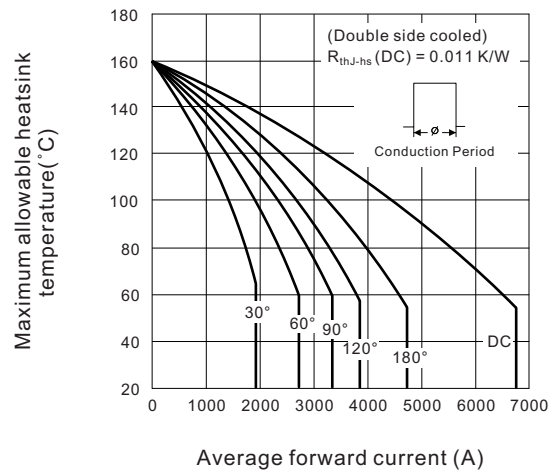


Fig.5 Forward power loss characteristics

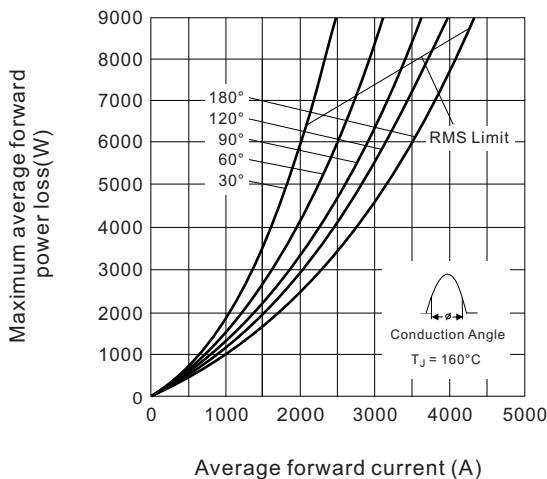


Fig.6 Forward power loss characteristics

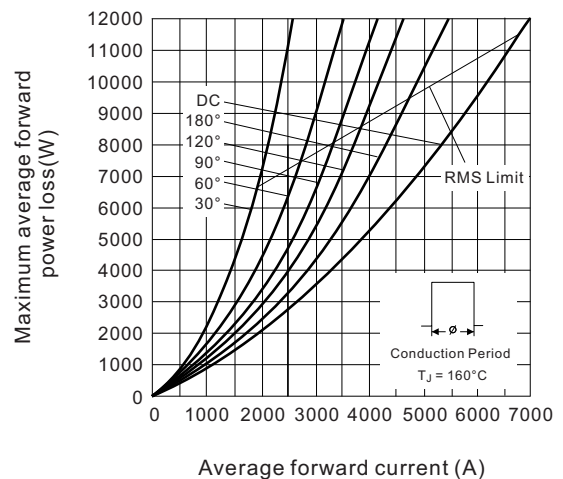


Fig.7 Maximum non-repetitive surge current single and double side cooled

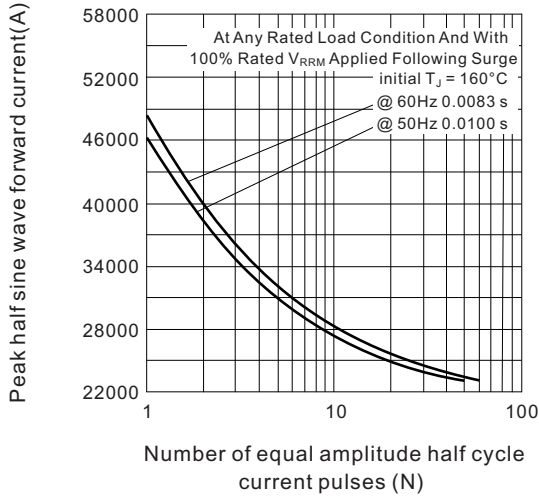


Fig.8 Maximum non-repetitive surge current single and double side cooled

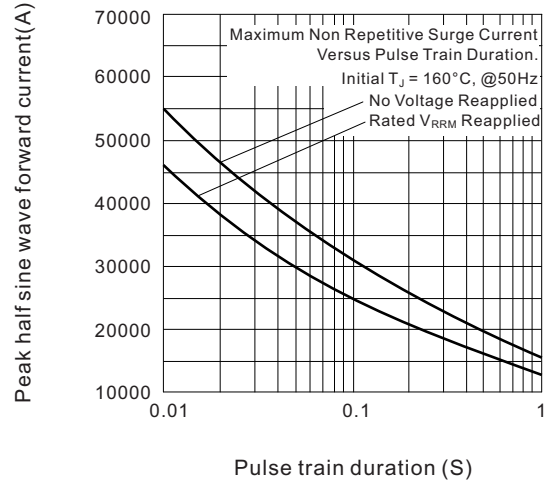


Fig.9 Forward voltage drop characteristics

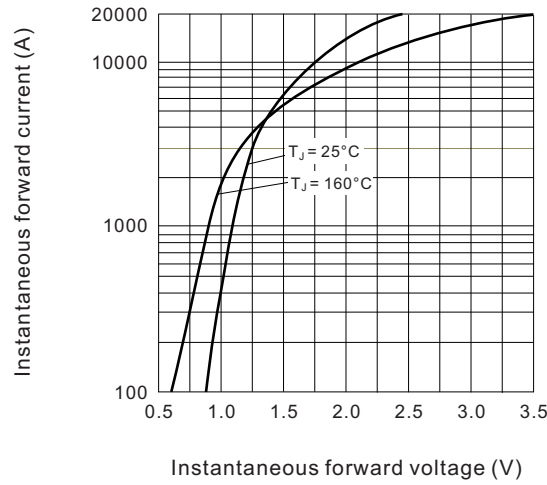
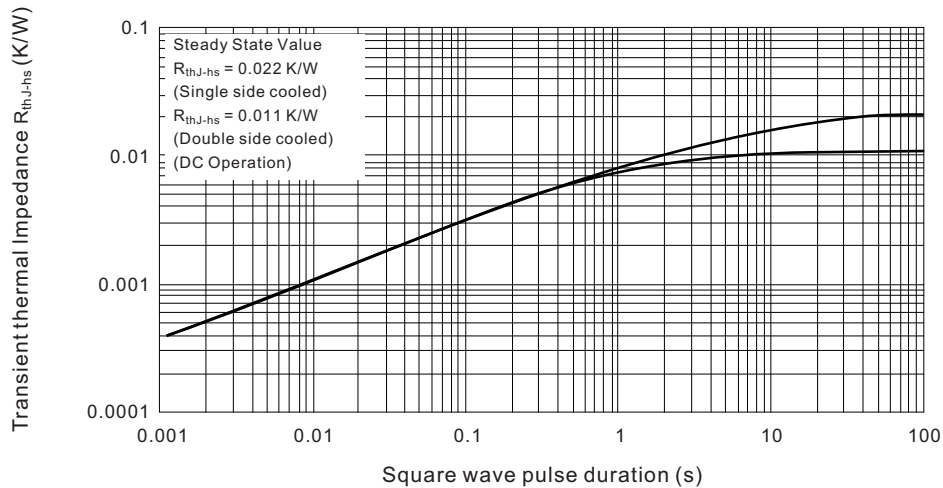


Fig.10 Thermal Impedance R_{thJ-hs} characteristics

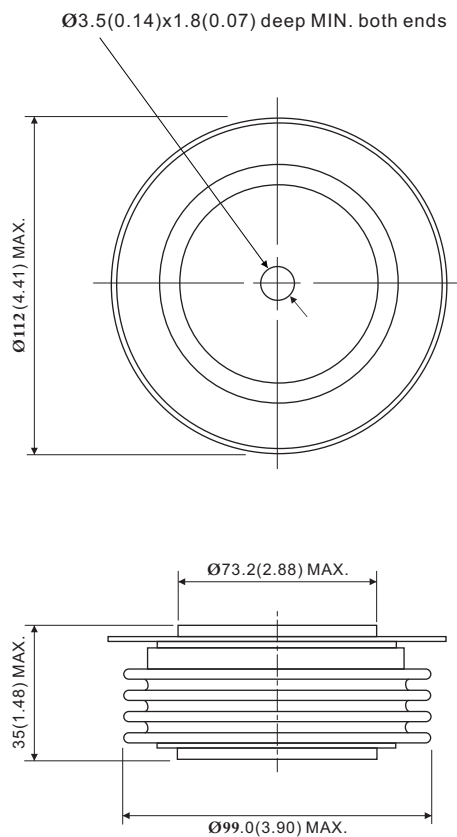


ORDERING INFORMATION TABLE

Device code	D	4310	E	30
	①	②	③	④

- ① - "D" for standard recovery diode
- ② - Maximum average forward current, "4310" for 4310A
- ③ - Case style : "E" for Nell's E-type Capsule, B-44(R-PUK)
- ④ - Voltage code, code x 100 = V_{RRM}

B-44(R-PUK), Nell's E-type Capsule



All dimensions in millimeters (inches)

