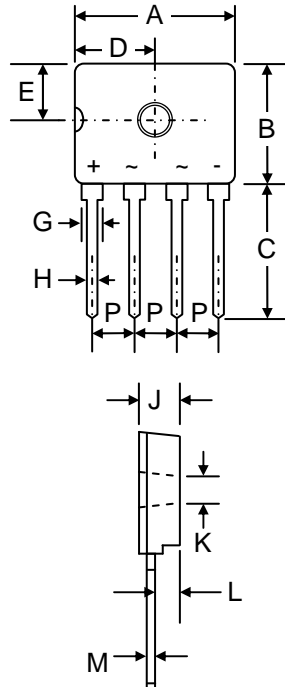


Features

- **Compact Package 3.1mm Case Thickness**
- Glass Passivated Die Construction
- Low Forward Voltage Drop
- High Forward Current Capability
- High Reliability
- High Surge Current Capability
- Ideal for Printed Circuit Boards

Mechanical Data

- Case: D3K, Molded Plastic
- Terminals: Plated Leads Solderable per MIL-STD-202, Method 208
- Polarity: As Marked on Body
- Weight: 1.5 grams (approx.)
- Marking: Type Number
- Mounting Position: Any
- Mounting Torque: 0.8 N.m Max.
- **Lead Free: For RoHS / Lead Free Version, Add “-LF” Suffix to Part Number, See Page 4**



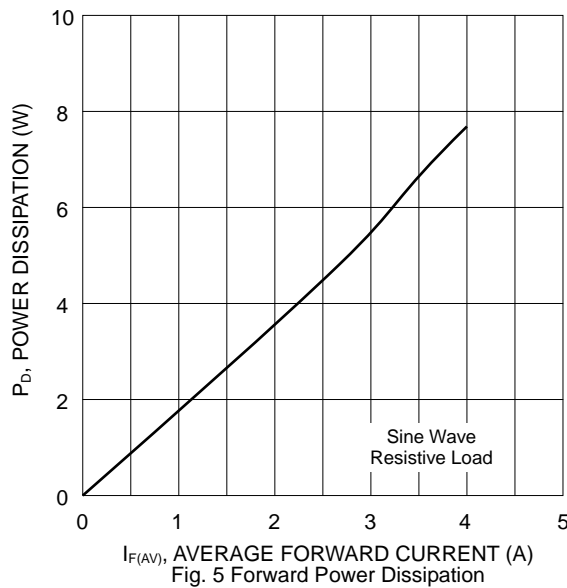
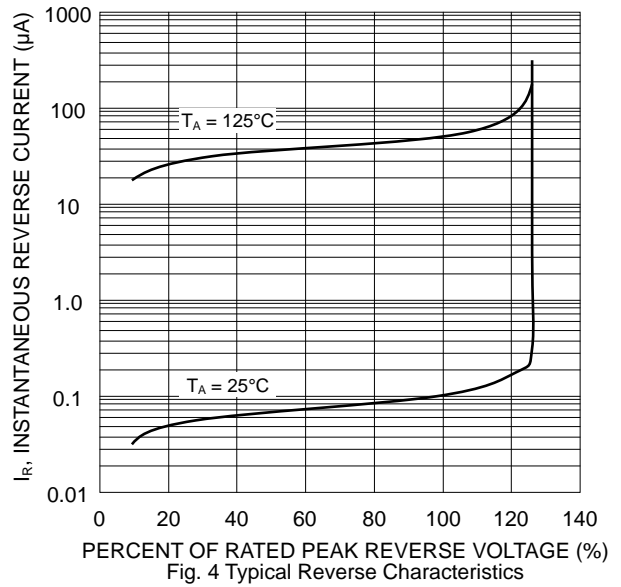
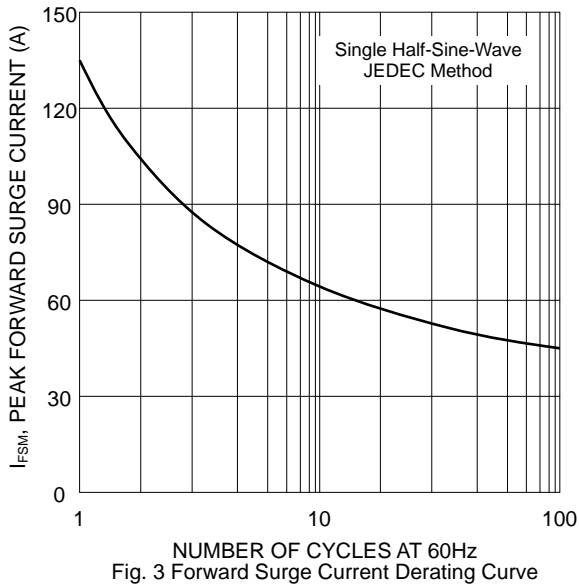
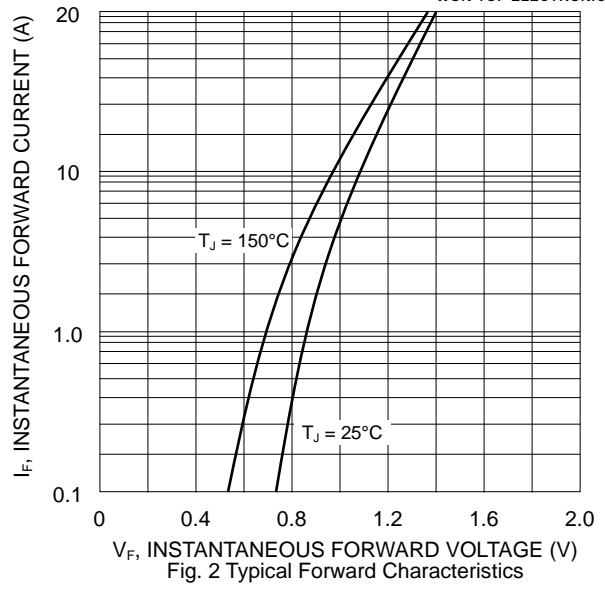
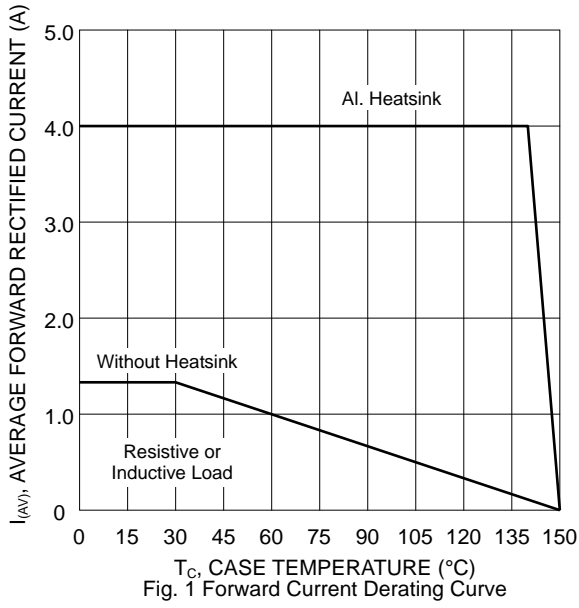
D3K		
Dim	Min	Max
A	13.30	14.30
B	10.30	11.30
C	13.10	13.50
D	6.40	7.40
E	4.50	6.10
G	1.05	1.45
H	0.60	0.85
J	2.60	3.60
K	3.10	3.40
L	2.00	2.20
M	0.40	0.60
P	3.70	3.90
All Dimensions in mm		

Maximum Ratings and Electrical Characteristics @ $T_A=25^\circ\text{C}$ unless otherwise specified

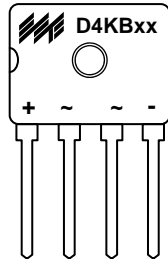
Single Phase, half wave, 60Hz, resistive or inductive load. For capacitive load, derate current by 20%.

Characteristic	Symbol	D4KB 05	D4KB 10	D4KB 20	D4KB 40	D4KB 60	D4KB 80	D4KB 100	Unit
Peak Repetitive Reverse Voltage Working Peak Reverse Voltage DC Blocking Voltage	V_{RRM} V_{RWM} V_R	50	100	200	400	600	800	1000	V
RMS Reverse Voltage	$V_{R(RMS)}$	35	70	140	280	420	560	700	V
Average Rectified Output Current (Note 1) @ $T_C = 140^\circ\text{C}$ Average Rectified Output Current (Note 2) @ $T_C = 30^\circ\text{C}$	I_O	4.0 1.3							A
Non-Repetitive Peak Forward Surge Current 8.3ms Single Half Sine-Wave Superimposed on Rated Load (JEDEC Method)	I_{FSM}	135							A
I^2t Rating for Fusing ($t < 8.3\text{ms}$)	I^2t	75							A^2s
Forward Voltage per leg @ $I_F = 2.0\text{A}$	V_{FM}	1.0							V
Peak Reverse Current @ $T_A = 25^\circ\text{C}$ At Rated DC Blocking Voltage @ $T_A = 125^\circ\text{C}$	I_{RM}	10 500							μA
Thermal Resistance Junction to Lead (Note 2) Thermal Resistance Junction to Case (Note 1)	R_{JL} R_{JC}	55 1.5							$^\circ\text{C}/\text{W}$
RMS Isolation Voltage Terminals to Case, $t = 1 \text{ min}$	V_{ISO}	2000							V
Operating and Storage Temperature Range	T_J, T_{STG}	-55 to +150							$^\circ\text{C}$

Note: 1. Mounted on FR-4 PCB with Al. heatsink.
2. Mounted on FR-4 PCB without heatsink.



MARKING INFORMATION



D4KBxx = Device Number
 xx = 05, 10, 20, 40, 60, 80, 100
 Polarity = As Marked on Body

PACKAGING INFORMATION

BULK

Tube Size L x W x H (mm)	Quantity (PCS)	Inner Box Size L x W x H (mm)	Quantity (PCS)	Carton Size L x W x H (mm)	Quantity (PCS)	Approx. Gross Weight (KG)
365 x 29 x 6	25	382 x 152 x 94	1,500	390 x 312 x 200	6,000	23.0

Note: 1. Anti-static tube, water clear color.

ORDERING INFORMATION

Product No.	Package Type	Shipping Quantity
D4KB05	SIL Bridge	25 Units/Tube
D4KB10	SIL Bridge	25 Units/Tube
D4KB20	SIL Bridge	25 Units/Tube
D4KB40	SIL Bridge	25 Units/Tube
D4KB60	SIL Bridge	25 Units/Tube
D4KB80	SIL Bridge	25 Units/Tube
D4KB100	SIL Bridge	25 Units/Tube

1. Shipping quantity given is for minimum packing quantity only. For minimum order quantity, please consult the Sales Department.
2. **To order RoHS / Lead Free version (with Lead Free finish), add "-LF" suffix to part number above. For example, D4KB05-LF.**

WON-TOP ELECTRONICS and  are registered trademarks of Won-Top Electronics Co., Ltd (WTE). WTE has checked all information carefully and believes it to be correct and accurate. However, WTE cannot assume any responsibility for inaccuracies. Furthermore, this information does not give the purchaser of semiconductor devices any license under patent rights to manufacturer. WTE reserves the right to change any or all information herein without further notice.

WARNING: DO NOT USE IN LIFE SUPPORT EQUIPMENT. WTE power semiconductor products are not authorized for use as critical components in life support devices or systems without the express written approval.

Won-Top Electronics Co., Ltd.
No. 44 Yu Kang North 3rd Road,
Chine Chen Dist., Kaohsiung 806, Taiwan
Phone: 886-7-822-5408 or 886-7-822-5410
Fax: 886-7-822-5417
Email: sales@wontop.com
Internet: <http://www.wontop.com>

We power your everyday.