

D5FY4R5ST

Schottky Barrier Diodes

45V, 5A


Feature

- Permit high current with a small package
- $T_j=175^{\circ}\text{C}$
- Ultra low I_R
- Based on AEC-Q101
- Halogen free
- Pb free terminal
- RoHS:Yes

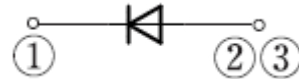
OUTLINE

Package (House Name): FY

Package (JEDEC Code): TO-277A similar



Equivalent circuit



Absolute Maximum Ratings (unless otherwise specified : $T_I=25^{\circ}\text{C}$)

Item	Symbol	Conditions	Ratings	Unit
Storage temperature	T_{stg}		-55 to 175	$^{\circ}\text{C}$
Junction temperature	T_j		-55 to 175	$^{\circ}\text{C}$
Repetitive peak reverse voltage	V_{RRM}		45	V
Average forward current	$I_F(AV)$	50Hz sine wave, Resistance load, With heatsink, $T_I=165^{\circ}\text{C}$ *	5	A
Average forward current	$I_F(AV)$	50Hz sine wave, Resistance load, On alumina substrate, $T_a=25^{\circ}\text{C}$ *	4	A
Average forward current	$I_F(AV)$	50Hz sine wave, Resistance load, On glass-epoxy substrate, $T_a=25^{\circ}\text{C}$ *	3.8	A
Surge forward current	I_{FSM}	50Hz sine wave, Non-repetitive, 1 cycle, Peak value, $T_j=25^{\circ}\text{C}$	240	A

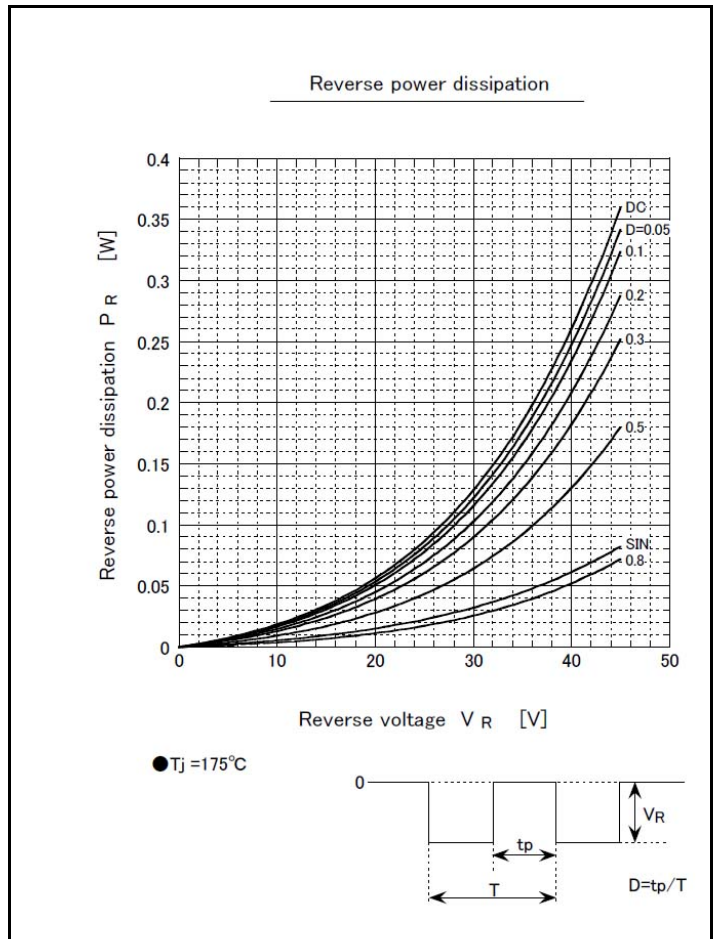
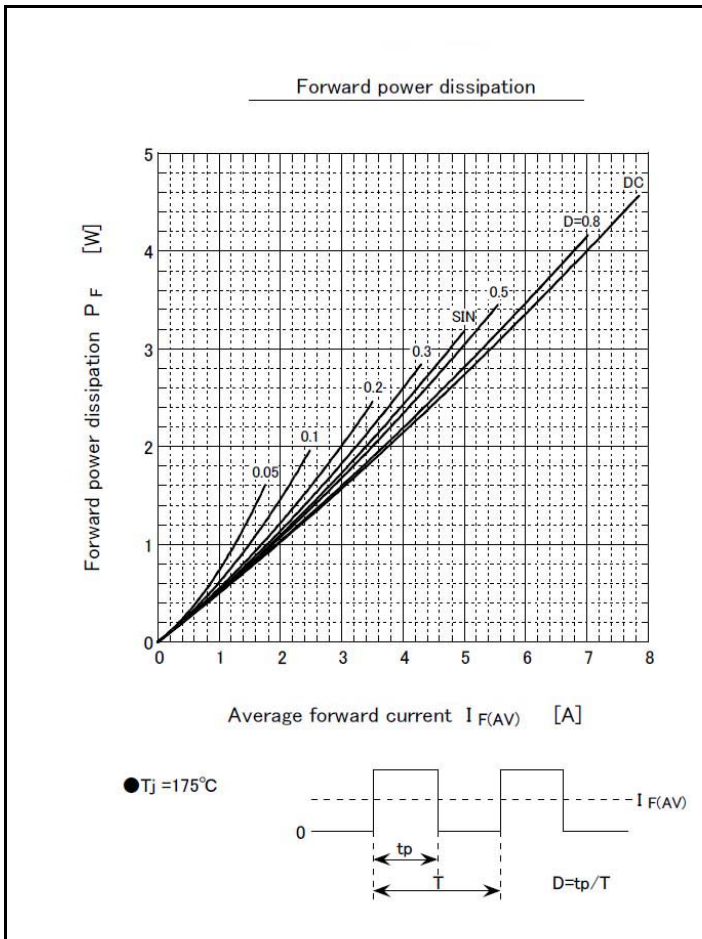
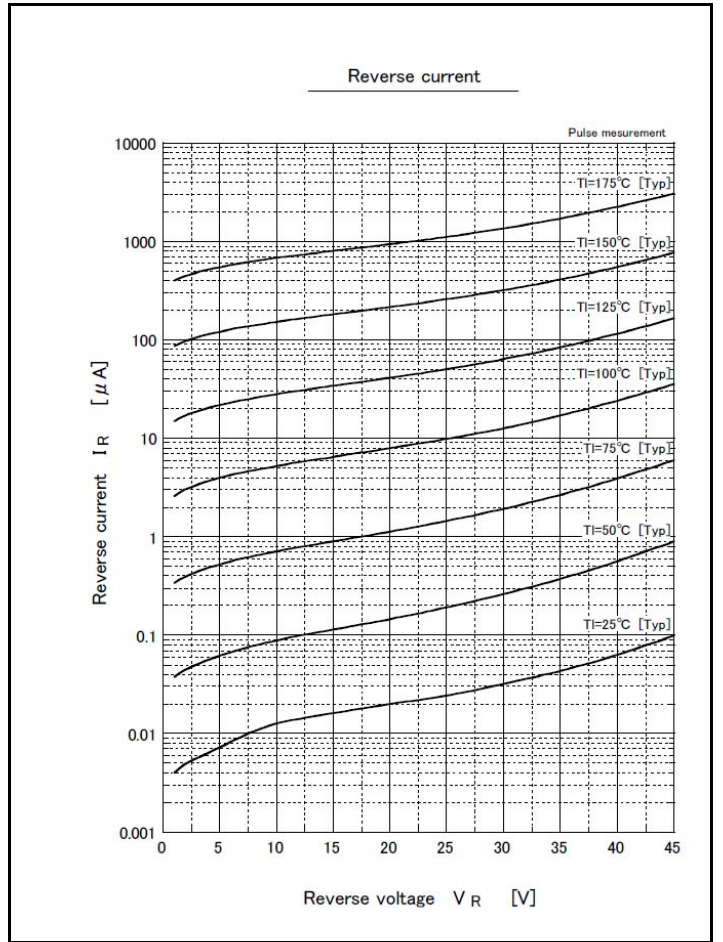
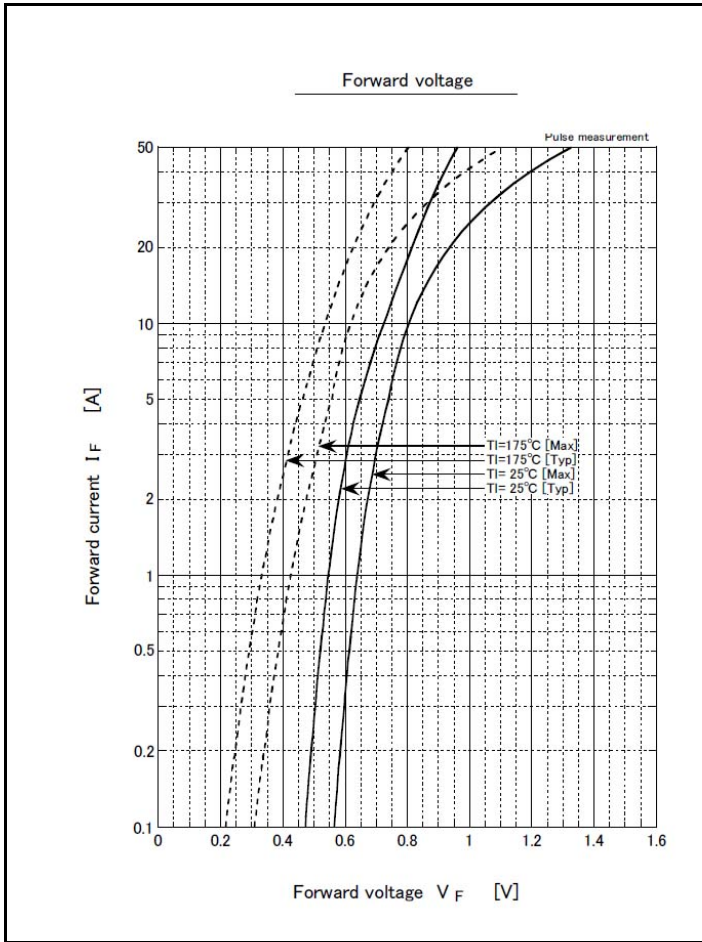
* : See the original Specifications

Electrical Characteristics (unless otherwise specified : Tl=25°C)

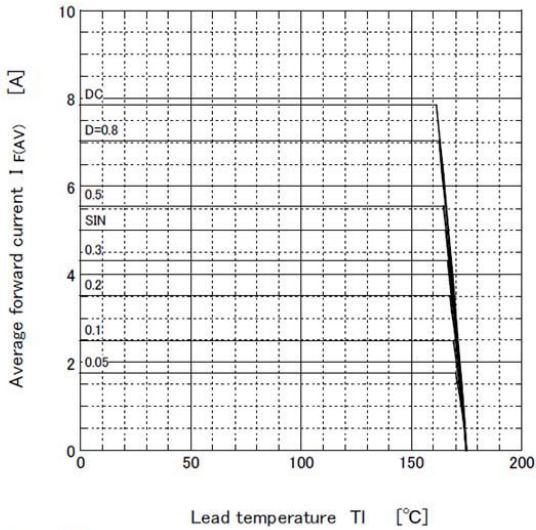
Item	Symbol	Conditions	Ratings			Unit
			MIN	TYP	MAX	
Forward voltage	V_F	$I_F=5A$, Pulse measurement			0.74	V
Reverse current	I_R	$V_R=45V$, Pulse measurement			0.015	mA
Total capacitance	C_t	$f=1MHz$, $V_R=10V$		187		pF
Thermal resistance	$R_{th(j-l)}$	Junction to lead, With heatsink *			3	°C/W
Thermal resistance	$R_{th(j-a)}$	Junction to ambient, On alumina substrate *			60	°C/W
Thermal resistance	$R_{th(j-a)}$	Junction to ambient, On glass-epoxy substrate *			65	°C/W

* :See the original Specifications

CHARACTERISTIC DIAGRAMS



Derating curve



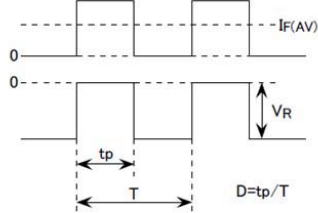
● $V_R = 22.5V$

R-load
With heatsink

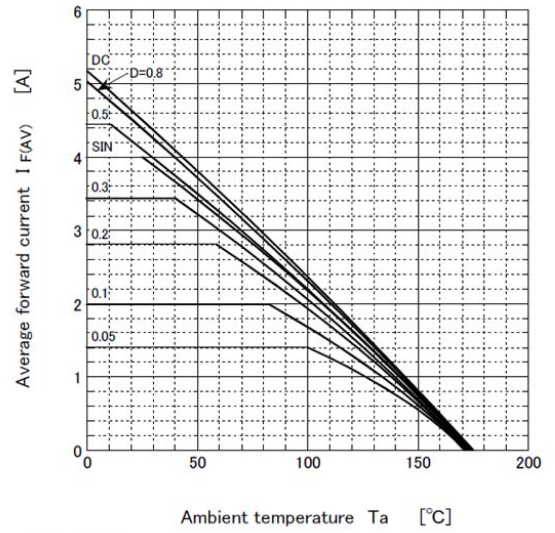
●

Substrate detail

Item	
Substrate	Alumina
Substrate thickness	1mm
Conductor thickness	20 μm
Pattern area	400mm ²



Derating curve



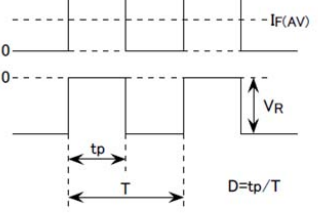
● $V_R = 22.5V$

R-load
Free in air

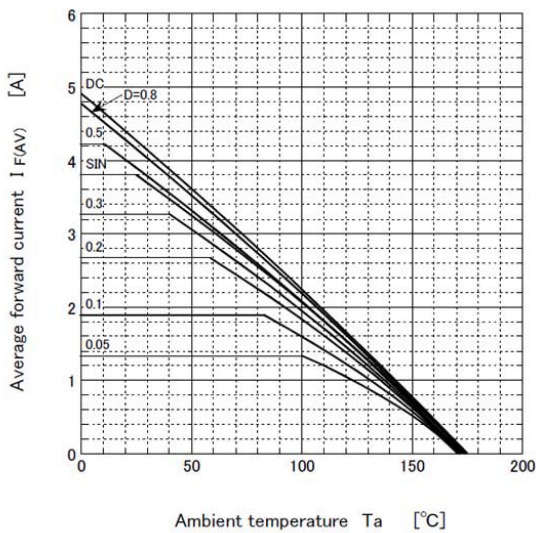
●

Substrate detail

Item	
Substrate	Alumina
Substrate thickness	1mm
Conductor thickness	20 μm
Pattern area	400mm ²



Derating curve



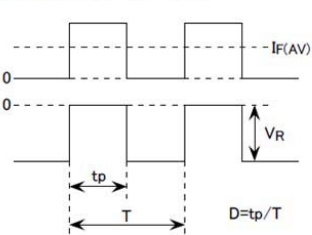
● $V_R = 22.5V$

R-load
Free in air

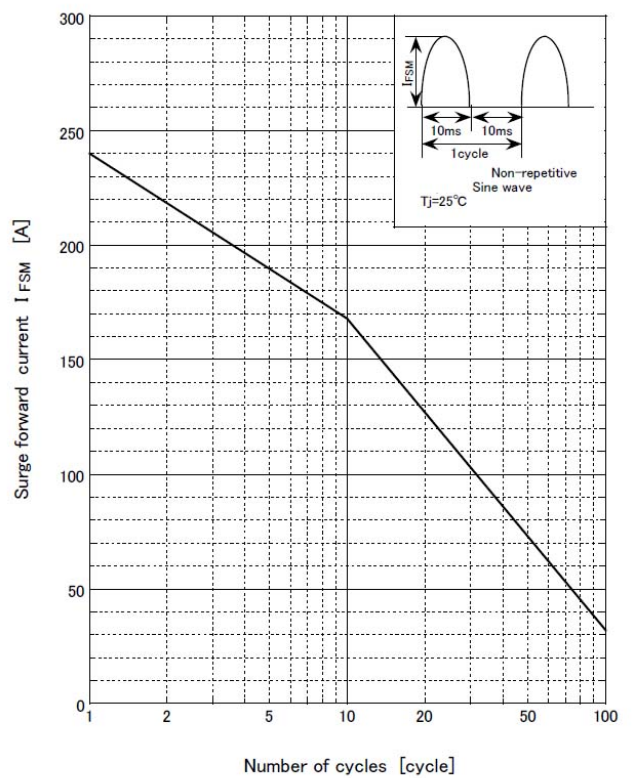
●

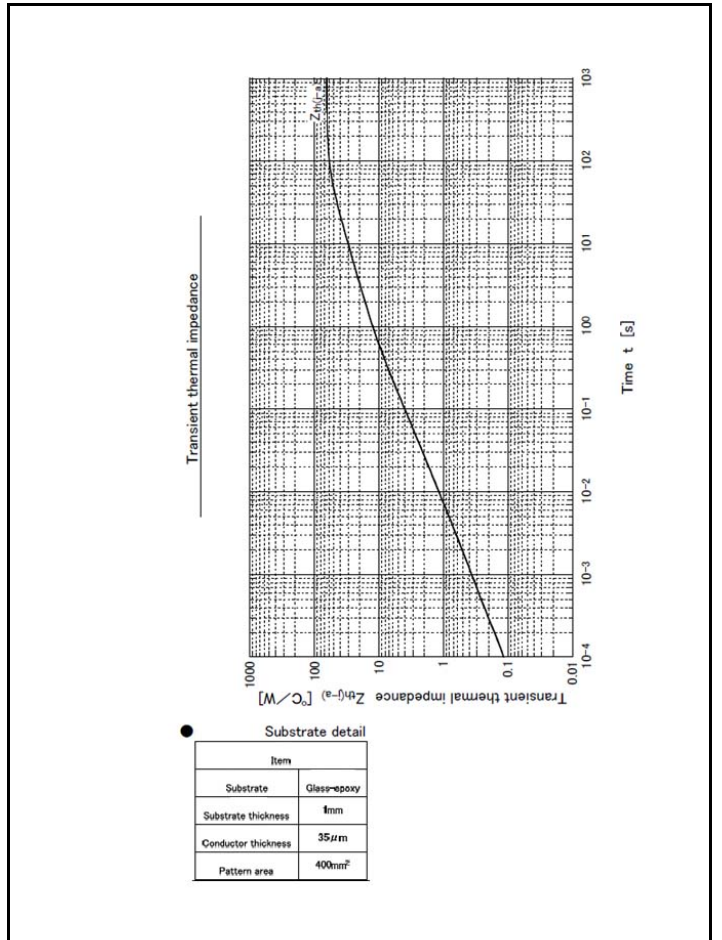
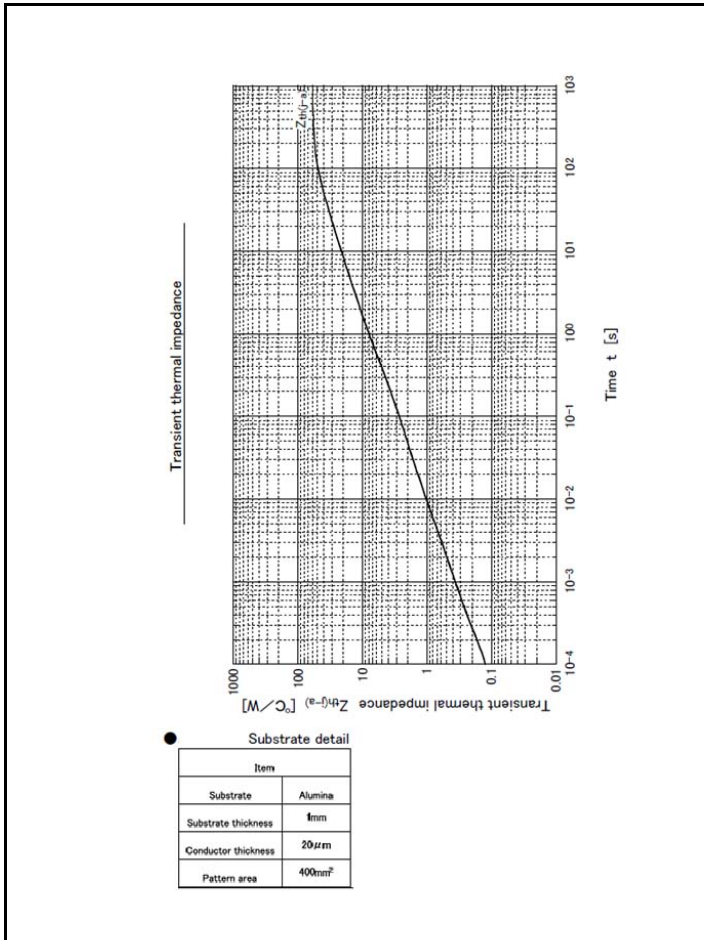
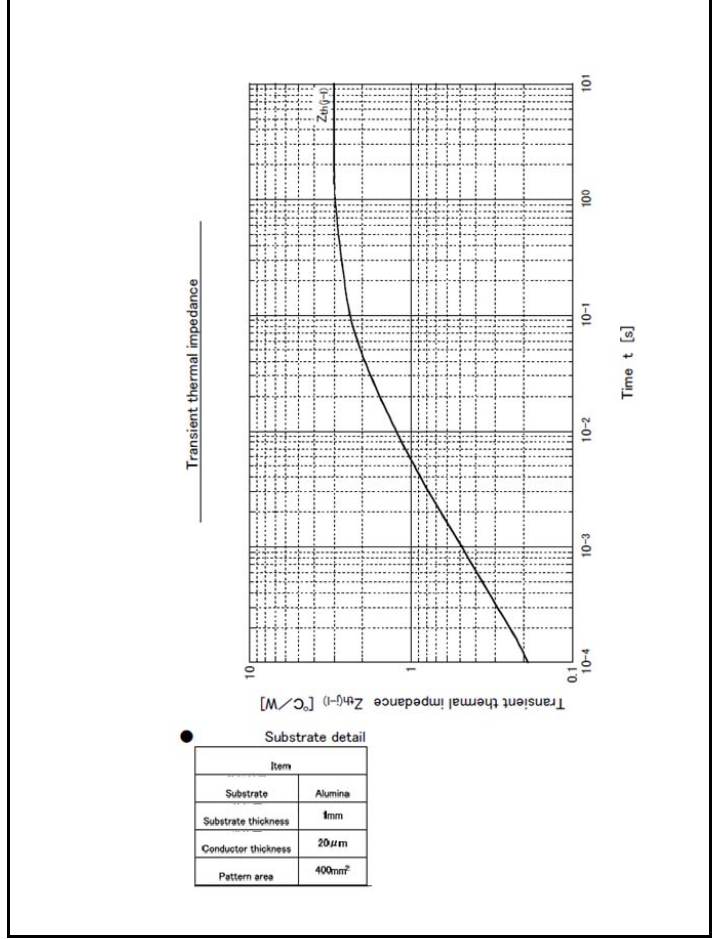
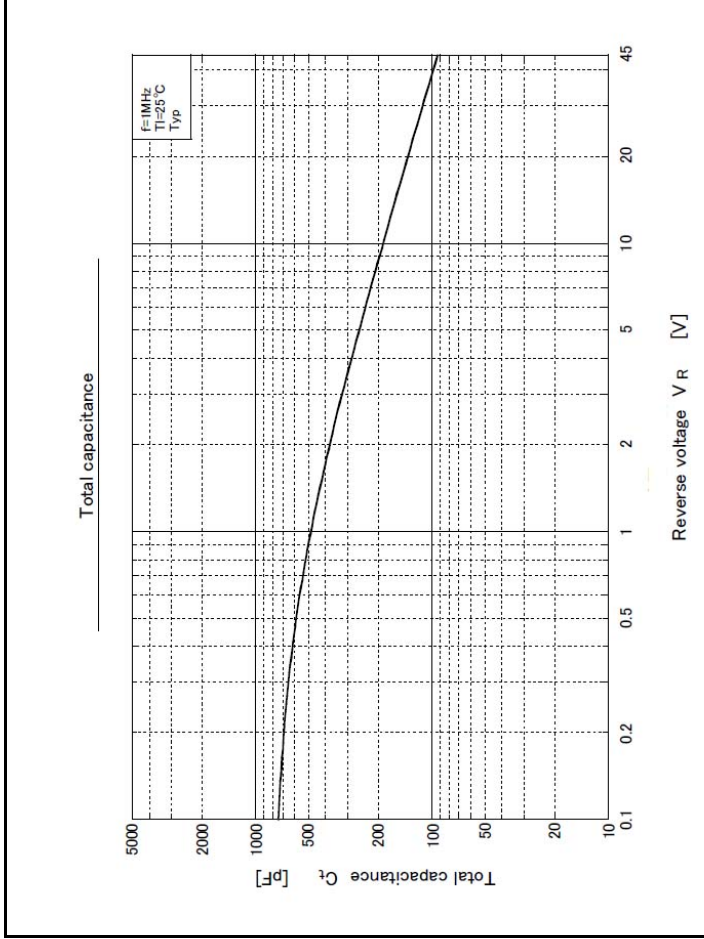
Substrate detail

Item	
Substrate	Glass-epoxy
Substrate thickness	1mm
Conductor thickness	35 μm
Pattern area	400mm ²



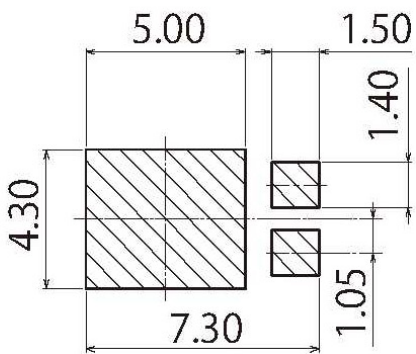
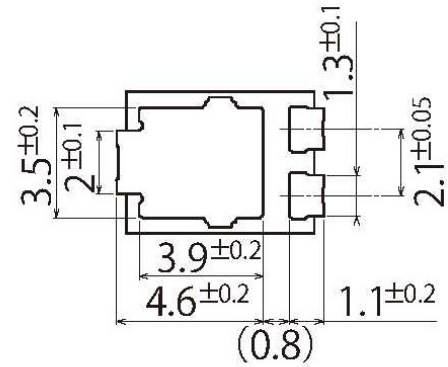
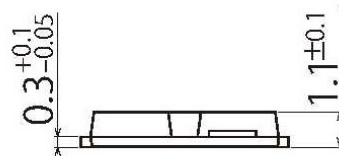
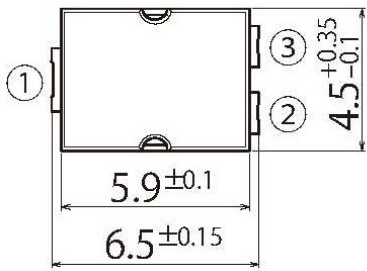
Surge forward current capability





G4

JEDEC Code	TO-277A similar
JEITA Code	-
House Name	FY



Referential Soldering Pad

Notes

1. If you wish to use any such product, please be sure to refer to the specifications issued by Shindengen.
2. All products described or contained herein are designed with a quality level intended for use in standard applications requiring an ordinary level of reliability. If these products are to be used in equipment or devices for special or specific applications requiring an extremely high grade of quality or reliability in which failures or malfunctions of products may directly affect human life or health, a local Shindengen office must be contacted in advance to confirm that the intended use of the product is appropriate. Shindengen products are grouped into the following three applications according to the quality grade.
 - 【Standard applications】
Computers, office automation and other office equipment, communication terminals, test and measurement equipment, audio/visual equipment, amusement equipment, consumer electronics, machine tools, personal electronic equipment, industrial equipment, etc.
 - 【Special applications】
Transportation equipment (vehicles, ships, etc.), trunk-line communication equipment, traffic signal control systems, anti-disaster/crime systems, safety equipment, medical equipment, etc.
 - 【Specific applications】
Nuclear reactor control systems, aircraft, aerospace equipment, submarine repeaters, life support equipment and systems, etc.
3. Although Shindengen continuously endeavors to enhance the quality and reliability of its products, customers are advised to consider and take safety measures in their design, such as redundancy, fire containment and anti-failure, so that personal injury, fires, or societal damages can be prevented.
4. Please note that all information described or contained herein is subject to change without notice due to product upgrades and other reasons. When buying Shindengen products, please contact the Company's offices or distributors to obtain the latest information.
5. Shindengen shall not bear any responsibility with regards to damages or infringement of any third-party patent rights and other intellectual property rights incurred due to the use of information on this website.
6. The information and materials on this website neither warrant the use of Shindengen's or any third party's patent rights and other intellectual property rights, nor grant license to such rights.
7. In the event that any product described or contained herein falls under the category of strategic products controlled under the Foreign Exchange and Foreign Trade Control Law of Japan, exporting of such products shall require an export license from the Japanese government in accordance with the above law.
8. No reprinting or reproduction of the materials on this website, either in whole or in part, is permitted without proper authorization from Shindengen.