

**Product specification will be changed.  
Product Change Notice issued on 09 August 2012.**

### Multi DomiLED<sup>™</sup>

Synonymous with function and performance, the Multi DomiLED<sup>™</sup> series is perfectly suited for a variety of cross-industrial applications due to its small package outline, durability and superior brightness.

### Features:

- > High brightness tri-color surface mount LED.
- > Each color can be individually controlled
- > 120° viewing angle.
- > Small package outline (LxWxH) of 3.2 x 3.0 x 1.7mm.
- > Qualified according to JEDEC moisture sensitivity Level 2.
- > Compatible to IR reflow soldering.
- > Environmental friendly; RoHS compliance.

### Applications:

- > Signs: full color video
- > Consumer & Communication: backlighting of LCDs
- > General Lighting: architectural lighting, decorative lighting



### Optical Characteristics at Tj=25°C

Part Ordering Number	Color, $\lambda_{dom}$ (nm)			Luminous Intensity @ If = 20mA IV (mcd)								
	Chip #1	Chip #2	Chip #3	Chip #1			Chip #2			Chip #3		
				Min.	Typ.	Max.	Min.	Typ.	Max.	Min.	Typ.	Max.
D6RTB-PJG-UV+VW+ST-1	Red 625nm	True Green 525nm	Blue 470nm	715.0	1000.0	1400.0	900.0	1260.0	1764.0	212.0	300.0	420.0

NOTE:

1. Reel comes in a quantity of 1000 units per reel.
2. Luminous intensity is measured with an accuracy of  $\pm 11\%$ .
3. All electrical and optical data are measured at room temperature; Ta = 25°C.

### Electrical Characteristics at Tj=25°C

	Vf @ If = 20mA		
	Min. (V)	Typ. (V)	Max. (V)
Red	1.90	2.10	2.50
True Green	2.80	3.10	3.40
Blue	2.80	3.10	3.40

Forward voltage, Vf is measured with an accuracy of  $\pm 0.1$  V.

### Absolute Maximum Ratings

	Maximum Value	Unit
DC forward current	Red; AlInGaP=30; True Green, Blue; InGaN=25	mA
Peak pulse current; (tp $\leq 10\mu$ s, Duty cycle = 0.005)	Red ; AlInGaP=500; True Green, Blue; InGaN=200	mA
Reverse voltage	Red; AlInGaP=12; True Green, Blue; InGaN= Not Designed For Reverse Bias	V
ESD threshold (HBM)	2000	V
LED junction temperature	125	°C
Operating temperature	-40 ... +100	°C
Storage temperature	-40 ... +100	°C
Thermal resistance junction/ambient (3 chips on)		
Red, R <sub>th JA</sub>	500	K/W
Blue & True Green, R <sub>th JA</sub>	600	K/W
Thermal resistance junction/solder (3 chips on), R <sub>th JS</sub>	180	K/W

## Characteristics

	Symbol		Value	Unit
Temperature coefficient of $\lambda_{dom}$ (typ) $I_F = 20\text{mA}; 0\text{ }^\circ\text{C} \leq T \leq 100\text{ }^\circ\text{C}$	$TC_{\lambda_{dom}}$	Red	0.06	nm / K
		True Green	0.02	nm / K
		Blue	0.02	nm / K
Temperature coefficient of $V_F$ (typ) $I_F = 20\text{mA}; 0\text{ }^\circ\text{C} \leq T \leq 100\text{ }^\circ\text{C}$	$TC_V$	Red	-3.6	mV / K
		True Green	-3.0	mV / K
		Blue	-2.4	mV / K
Temperature coefficient of $I_V$ (typ) $I_F = 20\text{mA}; 0\text{ }^\circ\text{C} \leq T \leq 100\text{ }^\circ\text{C}$	$TC_{I_V}$	Red	-0.53	% / K
		True Green	-0.04	% / K
		Blue	0.02	% / K

## Wavelength Grouping

Color	Group	Wavelength distribution (nm)
Red	Full	620 - 630
True Green	Full	521 - 536
	A	521 - 526
	B	526 - 531
	C	531 - 536
Blue	Full	465 - 475
	A	465 - 470
	B	470 - 475

Dominant wavelength is measured with an accuracy of  $\pm 1\text{nm}$ .

**Luminous Intensity Group at Tj=25°C**

Only one IV group is allowed for each chip within reel.

Brightness Group	Luminous Intensity IV (mcd)		
	Chip #1	Chip #2	Chip #3
U3V3S3	715.0...1000.0	900.0...1260.0	212.0...300.0
U3V3T3	715.0...1000.0	900.0...1260.0	300.0...420.0
U3W3S3	715.0...1000.0	1260.0...1764.0	212.0...300.0
U3W3T3	715.0...1000.0	1260.0...1764.0	300.0...420.0
V3V3S3	1000.0...1400.0	900.0...1260.0	212.0...300.0
V3V3T3	1000.0...1400.0	900.0...1260.0	300.0...420.0
V3W3S3	1000.0...1400.0	1260.0...1764.0	212.0...300.0
V3W3T3	1000.0...1400.0	1260.0...1764.0	300.0...420.0

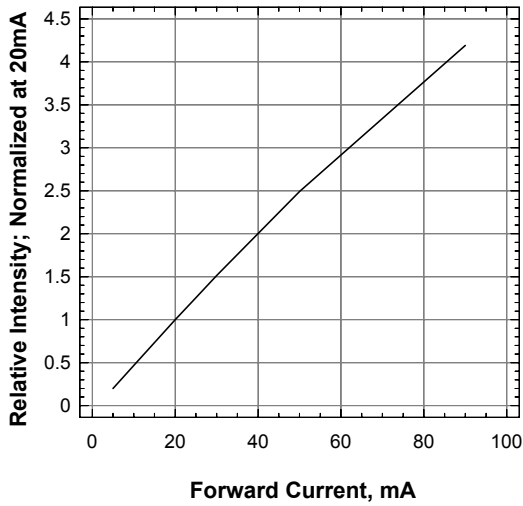
Luminous intensity is measured with an accuracy of ± 11%.

**Correlation Between Luminous Intensity And Luminous Flux**

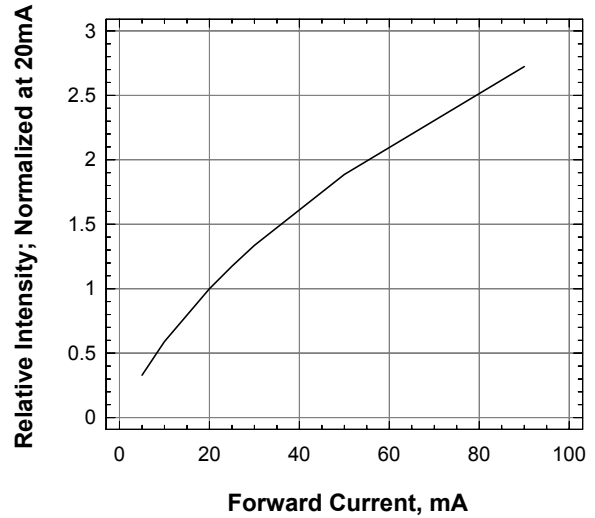
Color	IV Bin	Luminous Intensity (mcd)		Correlated Luminous Flux (lm)	
		Min	Max	Min	Max
Red	U3	715	1000	1.79	2.50
	V3	1000	1400	2.50	3.50
True Green	V3	900	1260	2.25	3.15
	W3	1260	1764	3.15	4.41
Blue	S3	212	300	0.53	0.75
	T3	300	420	0.75	1.05

Dominant wavelength is measured with an accuracy of ±1nm.

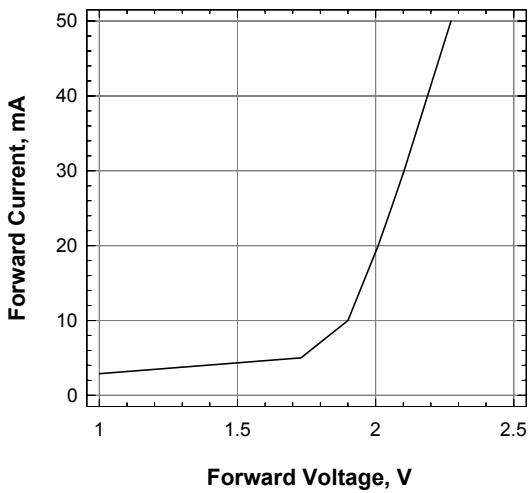
**Relative Intensity Vs Forward Current (Red)**



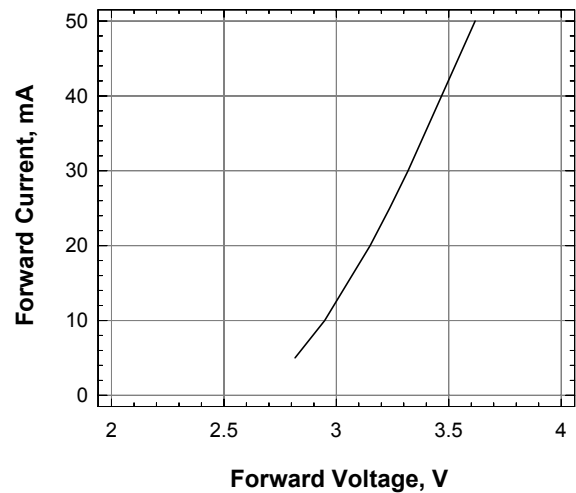
**Relative Intensity Vs Forward Current (Blue and True Green)**



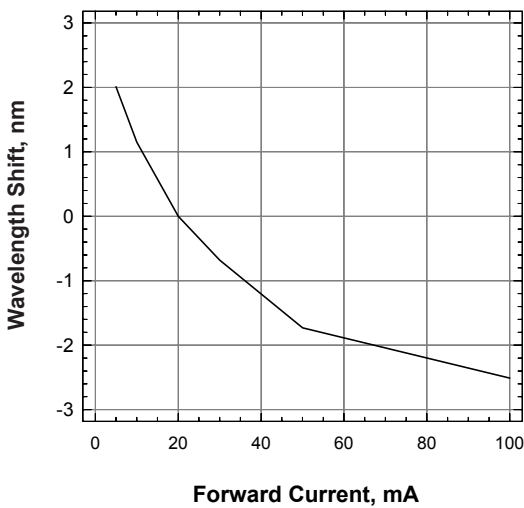
**Forward Current Vs Forward Voltage (Red)**



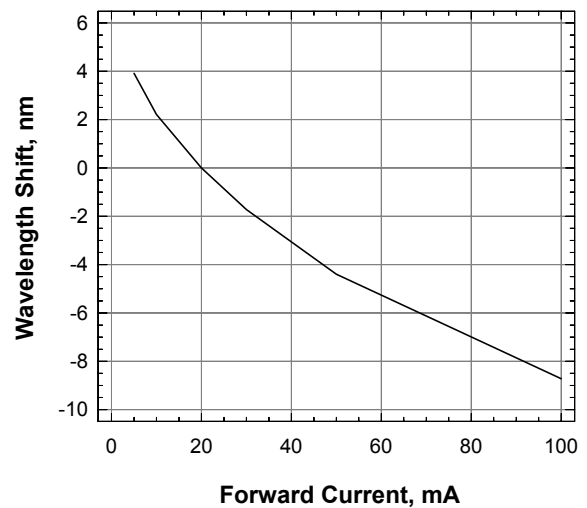
**Forward Current Vs Forward Voltage (Blue and True Green)**



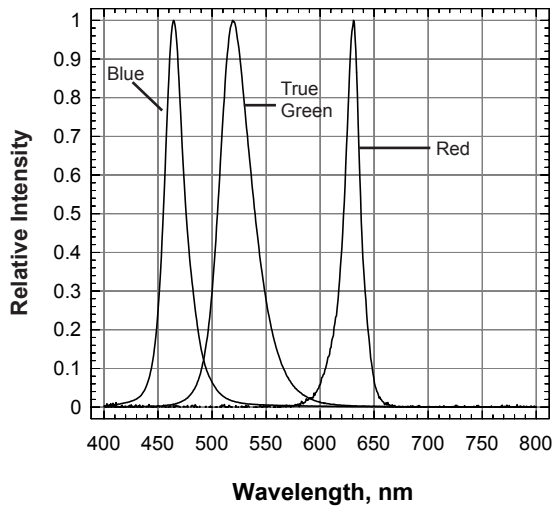
**Wavelength Shift Vs Forward Current (Blue)**



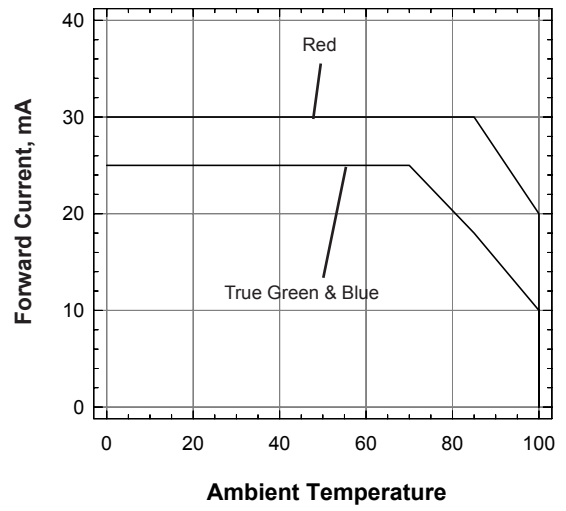
**Wavelength Shift Vs Forward Current (True Green)**



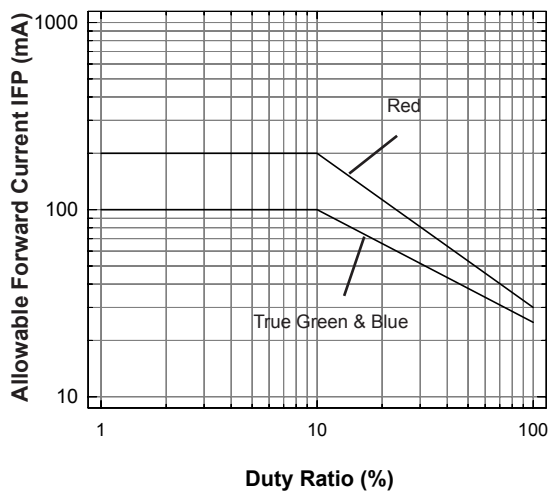
**Relative Intensity vs Wavelength**



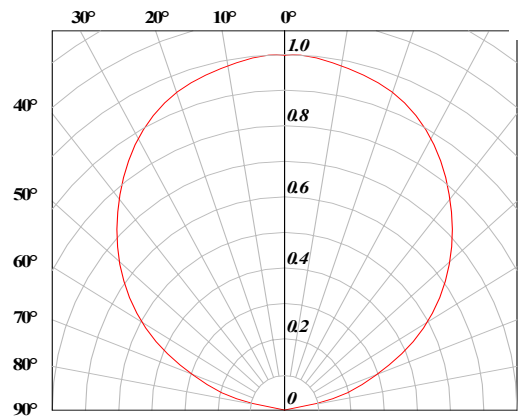
**Maximum Permissible Forward Current**



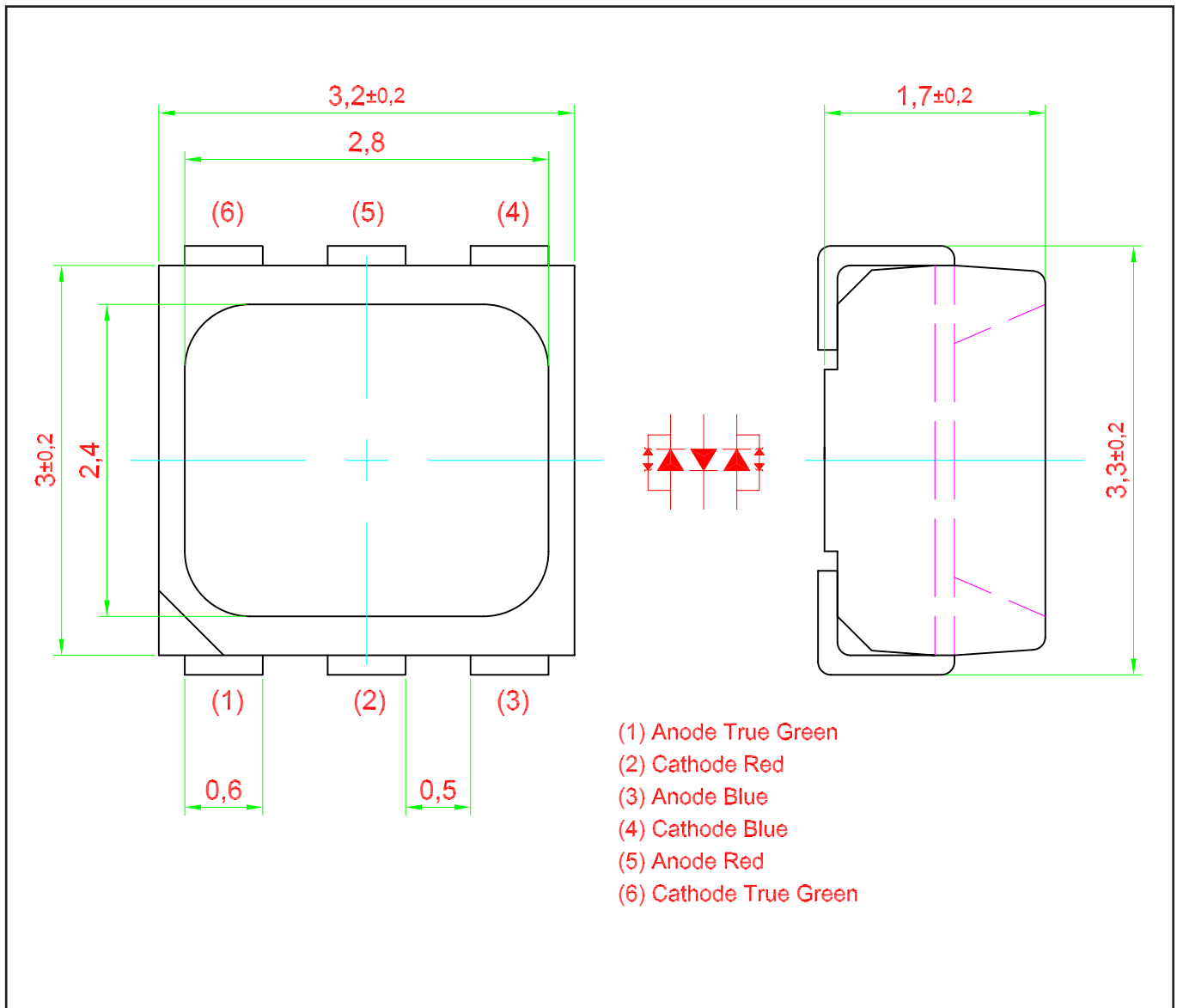
**Allowable Forward Current vs Duty Ratio**



**Radiation Pattern**



**Multi DomiLED™ : D6RTB-PJG Package Outlines**

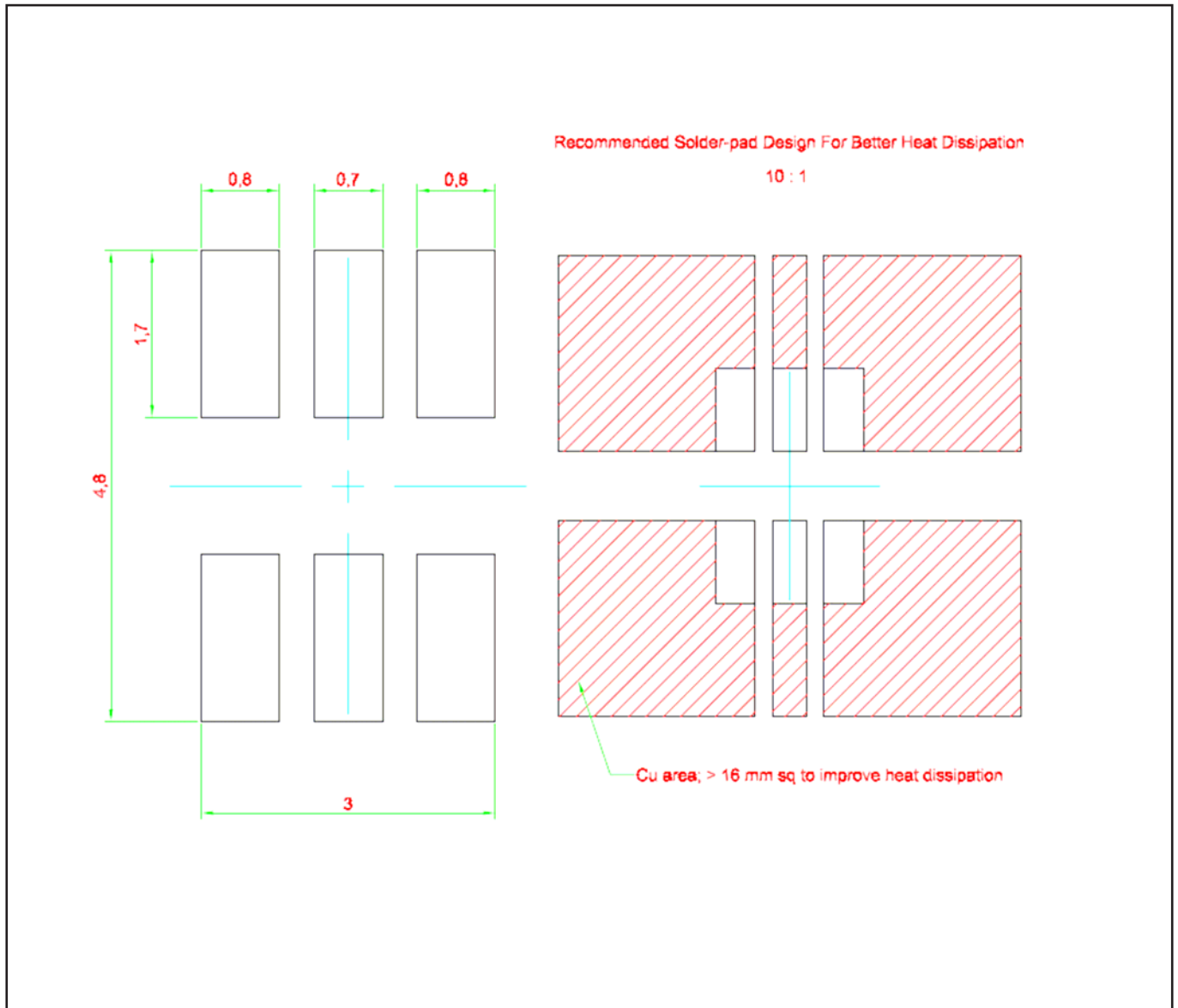


**Materials**

Materials	
Lead Frame	Copper alloy
Housing	High temperature resistant plastic, PPA
Encapsulant	Silicone resin
Lead-finishing	Pure tin plating, Sn

Note: Package is Pb-free.

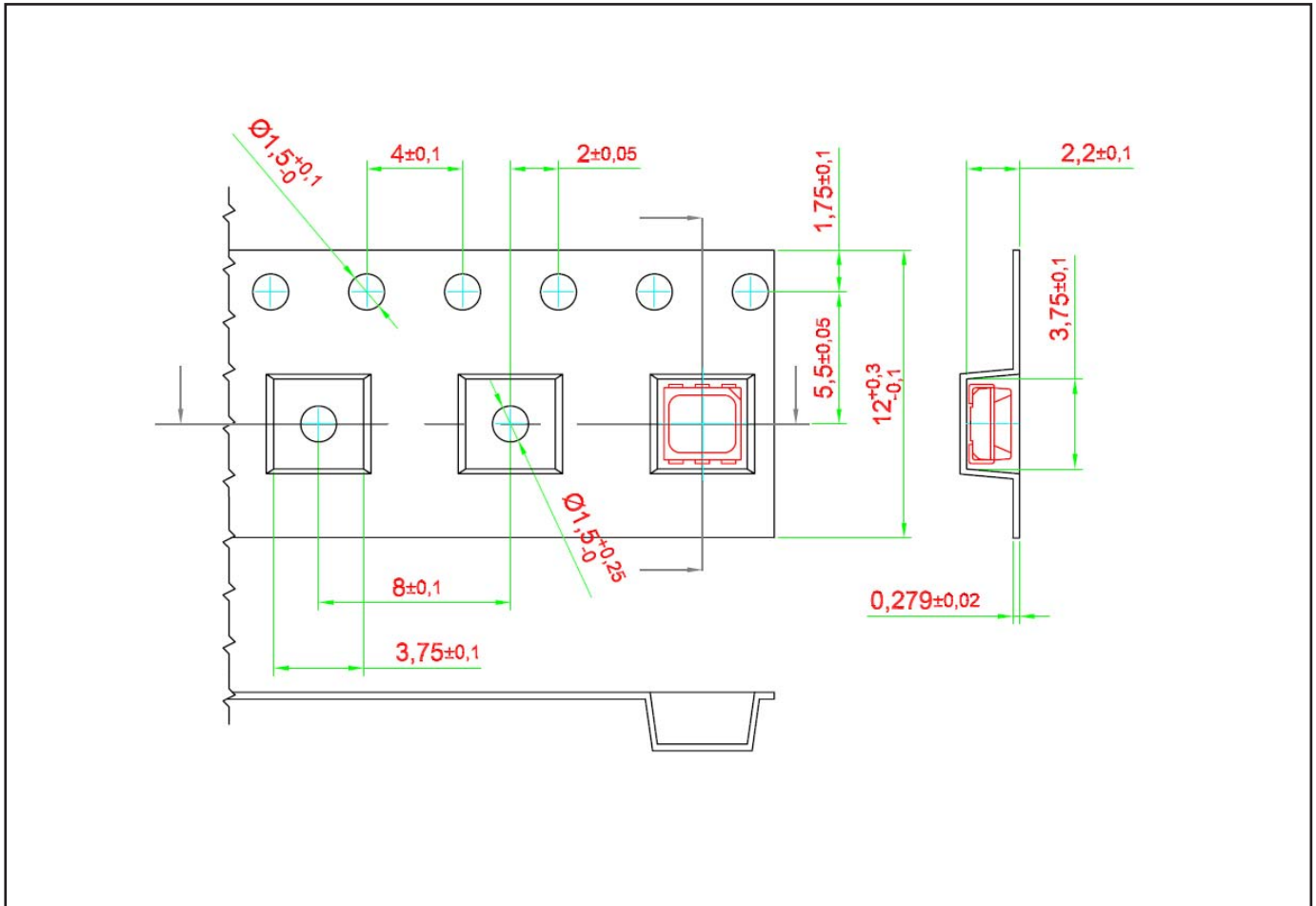
### Recommended Solder Pad



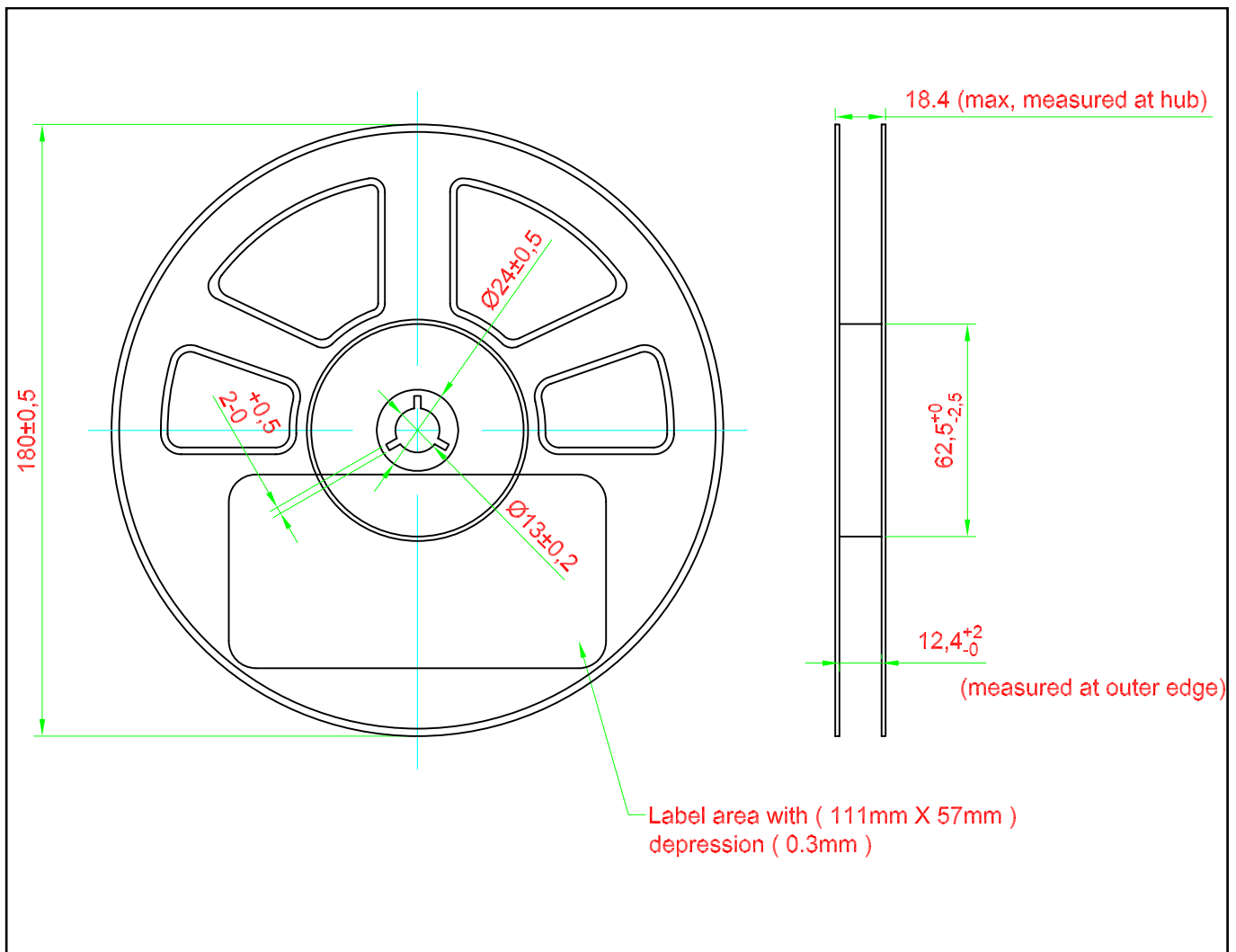


### Taping and orientation

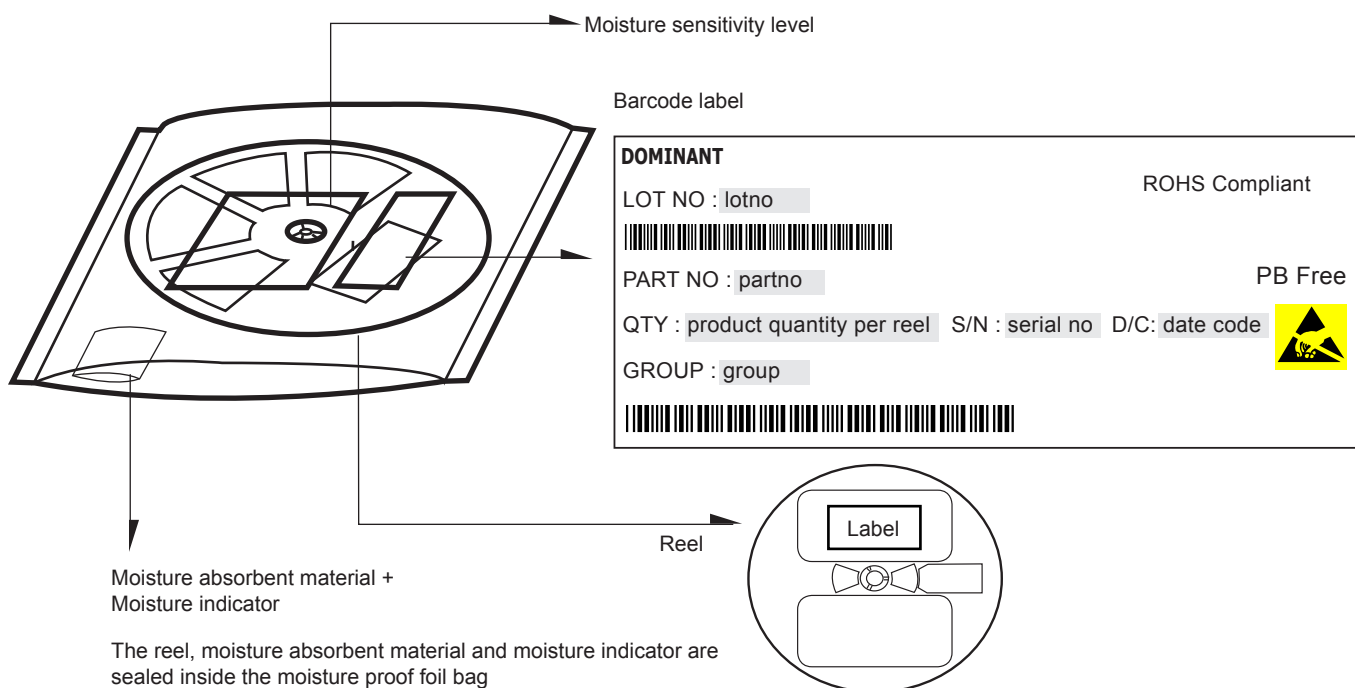
- Reels come in quantity of 1000 units.
- Reel diameter is 180 mm.



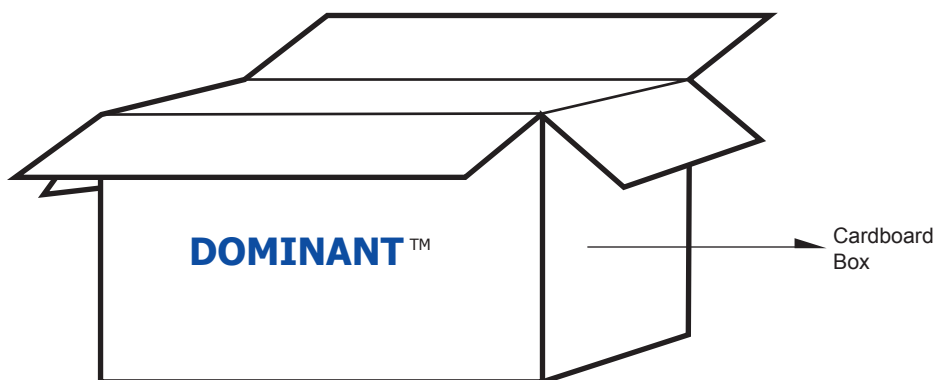
### Packaging Specification



**Packaging Specification**



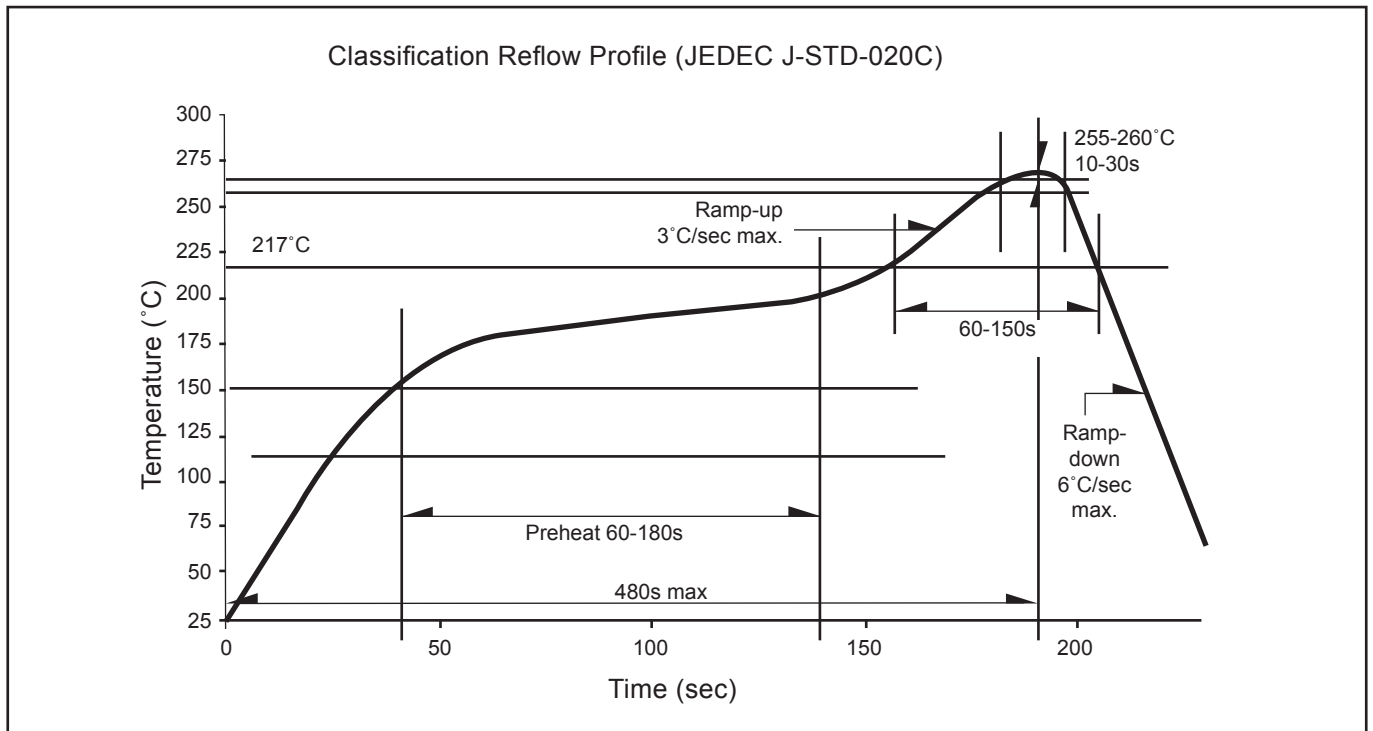
	Average 1pc DomiLED/Multi DomiLED	1 completed bag (1000pcs)
<b>Weight (gram)</b>	<b>0.034</b>	<b>100 ± 10</b>



**For Multi DomiLED™**

Cardboard Box Size	Dimensions (mm)	Empty Box Weight (kg)	Reel / Box	Quantity / Box (pcs)
Small	300 x 250 x 250	0.58	15 reels MAX	15,000 MAX
Large	416 x 516 x 476	1.74	50 reels MAX	50,000 MAX

**Recommended Pb-free Soldering Profile**



**Revision History**

Page	Subjects	Date of Modification
-	Initial release	22 May 2012

**NOTE**

All the information contained in this document is considered to be reliable at the time of publishing. However, DOMINANT Opto Technologies does not assume any liability arising out of the application or use of any product described herein.

DOMINANT Opto Technologies reserves the right to make changes to any products in order to improve reliability, function or design.

DOMINANT Opto Technologies products are not authorized for use as critical components in life support devices or systems without the express written approval from the Managing Director of DOMINANT Opto Technologies.

## About Us

DOMINANT Opto Technologies is a dynamic Malaysian Corporation that is among the world's leading SMT LED Manufacturers. An excellence – driven organization, it offers a comprehensive product range for diverse industries and applications. Featuring an internationally certified quality assurance acclaim, DOMINANT's extra bright LEDs are perfectly suited for various lighting applications in the automotive, consumer and communications as well as industrial sectors. With extensive industry experience and relentless pursuit of innovation, DOMINANT's state-of-art manufacturing, research and testing capabilities have become a trusted and reliable brand across the globe. More information about DOMINANT Opto Technologies can be found on the Internet at <http://www.dominant-semi.com>.

### **Please contact us for more information:**

#### Head Quarter

DOMINANT Opto Technologies Sdn. Bhd.  
Lot 6, Batu Berendam, FTZ Phase III, 75350 Melaka, Malaysia  
Tel: (606) 283 3566 Fax: (606) 283 0566  
E-mail: [sales@dominant-semi.com](mailto:sales@dominant-semi.com)

#### DOMINANT Opto Technologies Sdn. Bhd. Shanghai Representative Office

Rm 305, Hongwell International Plaza No. 1600 Zhong Shan(W) Rd, Xuhui District, Shanghai, China 200235  
Tel: +86 21 5403 5655, +86 21 5403 5818 Fax: +86 21 5403 6055  
E-mail: [sales\\_china@dominant-semi.com](mailto:sales_china@dominant-semi.com)

#### DOMINANT Opto Technologies Sdn. Bhd. Shenzhen Representative Office

Rm 1808, Block B, South International Plaza No 3013, Yitian Road, Futian District, Shenzhen, 518048 P.R. China  
Tel: +86 755 8282 1781  
E-mail: [sales\\_china@dominant-semi.com](mailto:sales_china@dominant-semi.com)

#### DOMINANT Korea Sales Office

DOMINANT Semiconductors Korea Inc.  
RM 211 SUNTEAK CITY APT. 513-15 Sangdaewon-dong, Jungwon-gu, Seongnam-si, Gyeonggi-do, 462-725, Korea  
Tel: +82-31-701-5203 Fax: +82-31-701-5204  
E-mail: [sales\\_korea@dominant-semi.com](mailto:sales_korea@dominant-semi.com)

#### DOMINANT U.S.A Sales Office

25 Rockaway Road, 08833 Lebanon, New Jersey, USA  
Tel: (908) 439-9930 Cell: (908) 343-5810 Fax: (908) 439-9929  
E-mail: [don.wendel@dominant-semi.com](mailto:don.wendel@dominant-semi.com)

#### DOMINANT Europe Sales Office

DOMINANT Semiconductors Europe GmbH  
Raiffeisenstr. 38, 74906 Bad Rappenau Germany  
Tel: +49 (0) 7264-89010-10 / +49 (0) 7264-89010-11 Cell: +49 173-6907370 / +49 173-6907751  
Fax: +49 (0) 7264-89010-29  
E-mail: [gerd.wachno@dominant-semi.eu](mailto:gerd.wachno@dominant-semi.eu); [hartmut.wettengl@dominant-semi.eu](mailto:hartmut.wettengl@dominant-semi.eu)

#### DOMINANT India Sales Office

C-11, Vasanth Business Centre #86, TTK Road, Alwarpet Chennai - 600 018, INDIA  
Tel: 91-44-42030616 / 516 Cell: 91-9444920537 Fax: 91-9444920616  
E-mail: [pravat.behera@dominant-semi.com](mailto:pravat.behera@dominant-semi.com)

