

SANYO	No.590B	2SD894
		NPN Epitaxial Planar Silicon Transistor General Driver Applications

Use

. Motor drive, printer hummer drive, relay drive, voltage regulator controller.

Features

- . High DC Current Gain (not less than 4000).
- . Wide ASO.
- . Low saturation voltage (1.5V max.).
- . Large power rating ($P_C=10W$).

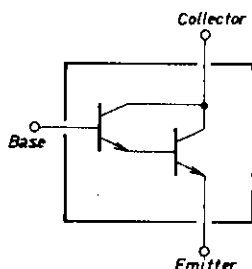
Absolute Maximum Ratings at $T_a=25^\circ C$

			unit
Collector-to-Base Voltage	V_{CBO}	30	V
Collector-to-Emitter Voltage	V_{CEO}	25	V
Emitter-to-Base Voltage	V_{EBO}	10	V
Collector Current	I_C	1.5	A
Peak Collector Current	i_{cp}	2.5	A
Collector Dissipation	P_C	1	W
		10	W
	$T_C=25^\circ C$		
Junction Temperature	T_j	150	$^\circ C$
Storage Temperature	T_{stg}	-55 to +150	$^\circ C$

Electrical Characteristics at $T_a=25^\circ C$

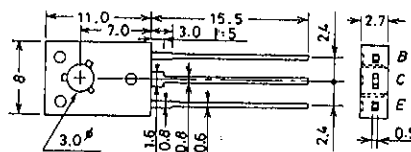
			min	typ	max	unit
Collector Cutoff Current	I_{CBO}	$V_{CB}=20V, I_E=0$			1	μA
Emitter Cutoff Current	I_{EBO}	$V_{EB}=8V, I_C=0$			1	μA
DC Current Gain	$h_{FE}(1)$	$V_{CE}=2V, I_C=500mA$	4000			
	$h_{FE}(2)$	$V_{CE}=2V, I_C=10mA$	3000			
Gain-Bandwidth Product	f_T	$V_{CE}=10V, I_C=50mA$		120		MHz
C-E Saturation Voltage	$V_{CE}(sat)$	$I_C=600mA, I_B=0.15mA$			1.5	V
B-E Saturation voltage	$V_{BE}(sat)$	$I_C=600mA, I_B=0.15mA$			2.0	V
C-B Breakdown Voltage	$V(BR)_{CBO}$	$I_C=10\mu A, I_E=0$	30			V
C-E Breakdown Voltage	$V(BR)_{CEO}$	$I_C=1mA, R_{BE}=\infty$	25			V
E-B Breakdown Voltage	$V(BR)_{EBO}$	$I_E=10\mu A, I_C=0$	10			V

Equivalent Circuit

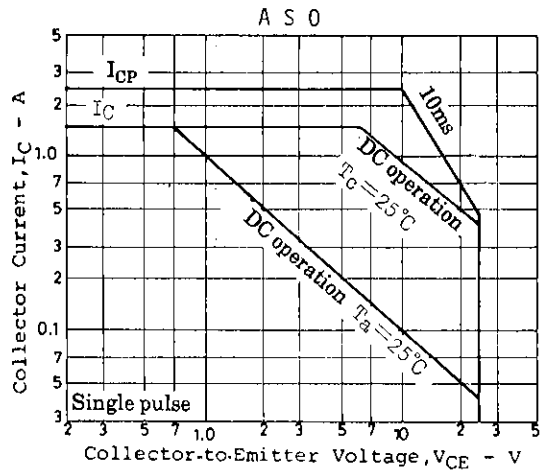
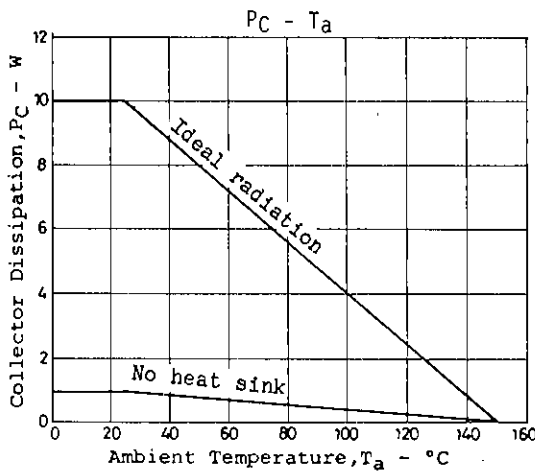
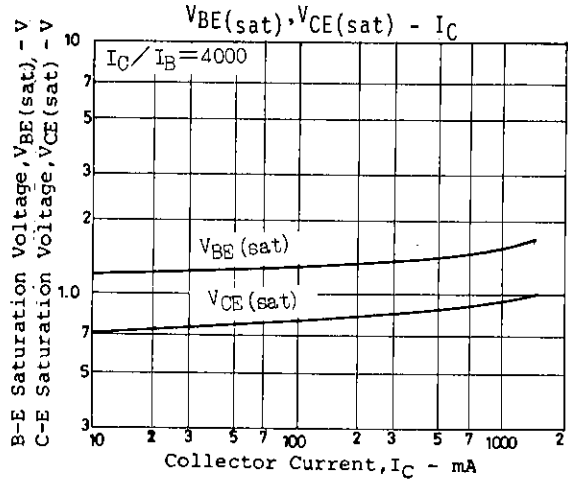
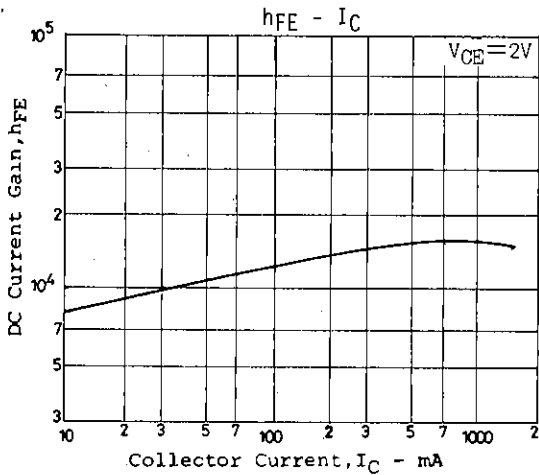


Package Dimensions 2009A

(unit:mm)



JEDEC: TO-126
 B: Base
 C: Collector
 E: Emitter



■ No products described or contained herein are intended for use in surgical implants, life-support systems, aerospace equipment, nuclear power control systems, vehicles, disaster/crime-prevention equipment and the like, the failure of which may directly or indirectly cause injury, death or property loss.

■ Anyone purchasing any products described or contained herein for an above-mentioned use shall:

- ① Accept full responsibility and indemnify and defend SANYO ELECTRIC CO., LTD., its affiliates, subsidiaries and distributors and all their officers and employees, jointly and severally, against any and all claims and litigation and all damages, cost and expenses associated with such use;
- ② Not impose any responsibility for any fault or negligence which may be cited in any such claim or litigation on SANYO ELECTRIC CO., LTD., its affiliates, subsidiaries and distributors or any of their officers and employees jointly or severally.

■ Information (including circuit diagrams and circuit parameters) herein is for example only; it is not guaranteed for volume production. SANYO believes information herein is accurate and reliable, but no guarantees are made or implied regarding its use or any infringements of intellectual property rights or other rights of third parties.