

**SURFACE MOUNT
FAST SWITCHING DIODE**

**REVERSE VOLTAGE – 20 Volts
FORWARD CURRENT – 0.1 Ampere**

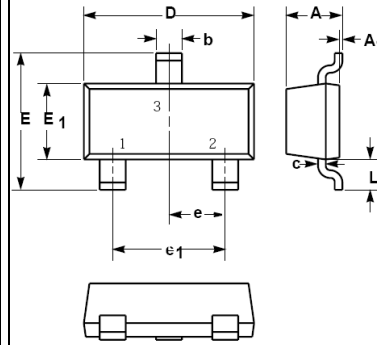
FEATURES

- Fast switching speed
- Ideally suited for automatic insertion
- For general purpose switching applications

MECHANICAL DATA

- Case: SOT-323 Plastic
- Case material: “Green” molding compound, UL flammability classification 94V-0, (No Br. Sb. Cl)
- Moisture sensitivity: Level 1 per J-STD-020D
- Lead free in RoHS 2002/95/EC compliant

SOT-323



SOT-323		
Dim.	Min.	Max.
A	0.90	1.10
A1	0.00	0.10
b	0.20	0.40
c	0.08	0.15
D	2.00	2.20
E	2.15	2.45
E1	1.15	1.35
e	0.65 Typ.	
e1	1.20	1.40
L	0.525 Ref.	
Dimensions in millimeter		

Maximum Ratings & Thermal Characteristics @ T_A = 25°C unless otherwise specified

Characteristic	Symbol	DA204U	Units
Non-Repetitive Peak Reverse Voltage	V _{RM}	20	V
Repetitive Peak Reverse Voltage DC Blocking Voltage	V _R V _{RRM}	20	V
Forward Continuous Current	I _{FM}	200	mA
Average Rectified Output Current	I _O	100	mA
Non-Repetitive Peak Forward Surge Current @t=1.0us	I _{FSM}	300	mA
Power Dissipation	P _D	200	mW
Operating Temperature Range	T _J	150	°C
Storage Temperature Range	T _{STG}	-55~+150	°C

Electrical Characteristics @ T_A = 25°C unless otherwise specified

Characteristic	Test Condition	Symbol	Min.	Typ.	Max.	Unit
Reverse Breakdown Voltage	I _R = 100uA	V _{BR}	20	--	--	V
Maximum Forward Voltage	I _F = 10mA	V _F	--	--	1	V
Maximum DC Reverse Current at Rated DC Blocking Voltage	V _R = 15V	I _R	--	--	0.1	uA

REV. 2, Oct-2010, KSYR51

RATING AND CHARACTERISTIC CURVES DA204U



Fig.1 Typical Forward Characteristics (I)

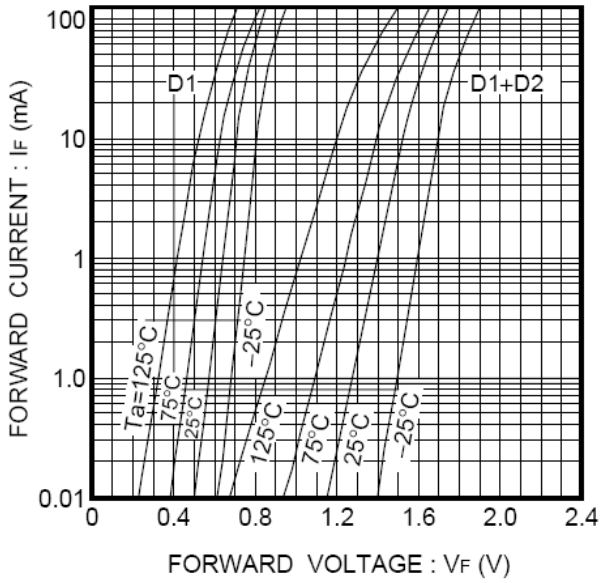


Fig.2 Typical Forward Characteristics (II)

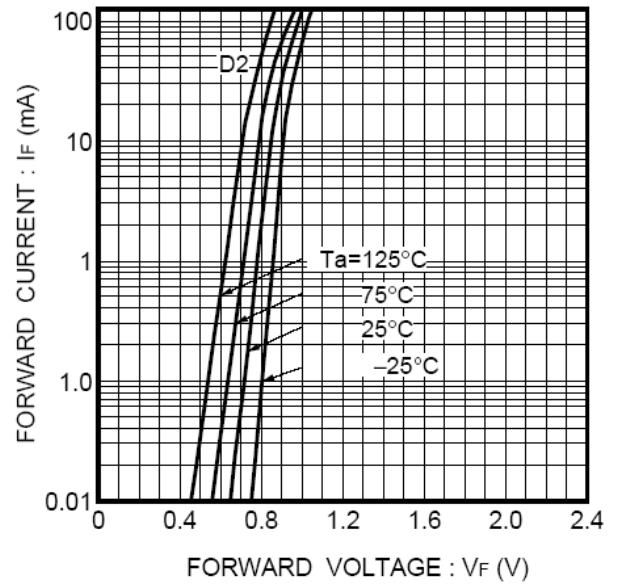


Fig.3 Typical Reverse Characteristics

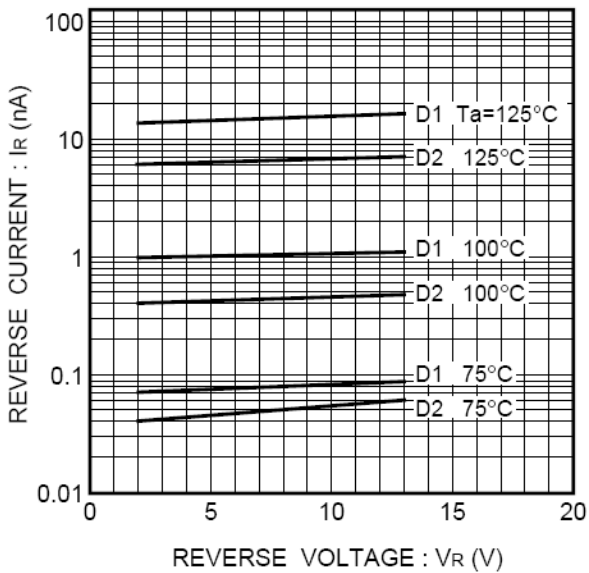
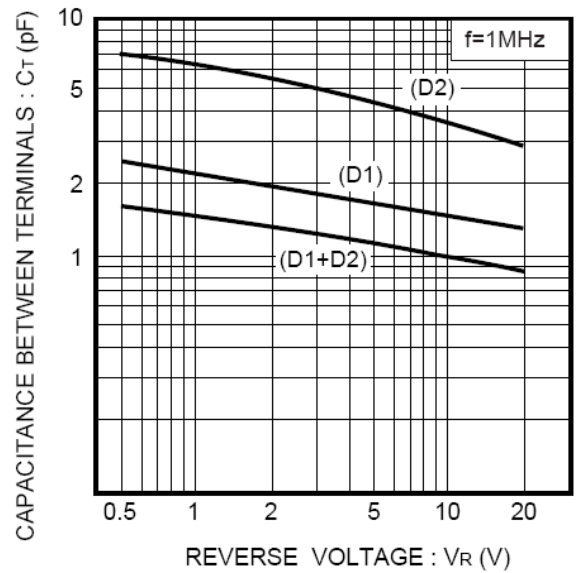


Fig.3 Typical Capacitance Characteristics



Device Marking :

Device P/N	Marking code	Equivalent Circuit Diagram
DA204U	K	

Important Notice and Disclaimer

LSC reserves the right to make changes to this document and its products and specifications at any time without notice. Customers should obtain and confirm the latest product information and specifications before final design, purchase or use.

LSC makes no warranty, representation or guarantee regarding the suitability of its products for any particular purpose, nor does LSC assume any liability for application assistance or customer product design. LSC does not warrant or accept any liability with products which are purchased or used for any unintended or unauthorized application.

No license is granted by implication or otherwise under any intellectual property rights of LSC.

LSC products are not authorized for use as critical components in life support devices or systems without express written approval of LSC.