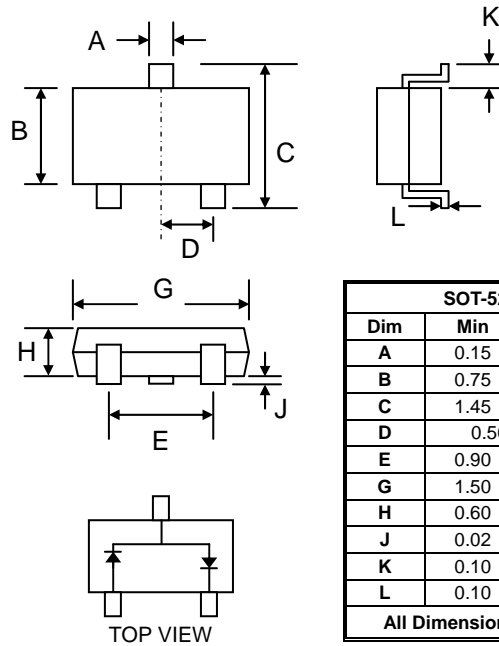


Features

- Dual Diode Series
- Fast Switching
- Surface Mount Package Ideally Suited for Automatic Insertion
- For General Purpose Switching Applications
- Plastic Material – UL Recognition Flammability Classification 94V-0



SOT-523		
Dim	Min	Max
A	0.15	0.30
B	0.75	0.85
C	1.45	1.75
D	0.50 Typical	
E	0.90	1.10
G	1.50	1.70
H	0.60	0.80
J	0.02	0.10
K	0.10	0.30
L	0.10	0.20
All Dimensions in mm		

Mechanical Data

- Case: SOT-523, Molded Plastic
- Terminals: Plated Leads Solderable per MIL-STD-202, Method 208
- Polarity: See Diagram
- Weight: 0.002 grams (approx.)
- Mounting Position: Any
- Marking: K
- **Lead Free: For RoHS / Lead Free Version, Add "-LF" Suffix to Part Number, See Page 4**

Maximum Ratings @ $T_A=25^{\circ}\text{C}$ unless otherwise specified

Characteristic	Symbol	Value	Unit
Peak Repetitive Reverse Voltage	VRRM	20	V
Working Peak Reverse Voltage DC Blocking Voltage	VRWM VR	20	V
Forward Continuous Current	IFM	200	mA
Average Rectified Output Current	IO	100	mA
Non-Repetitive Peak Forward Surge Current @ $t = 1.0\mu\text{s}$	IFSM	0.3	A
Operating and Storage Temperature Range	TJ, TSTG	-55 to +150	$^{\circ}\text{C}$

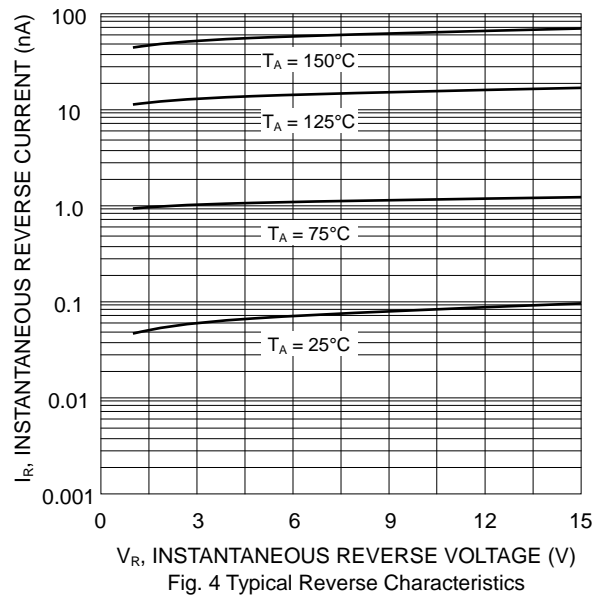
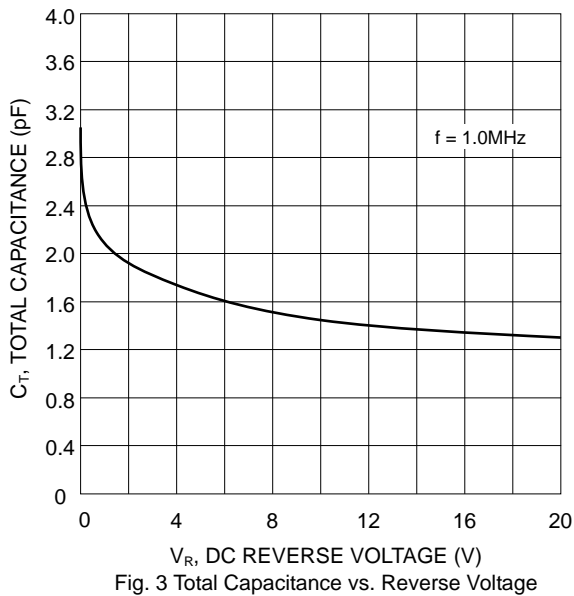
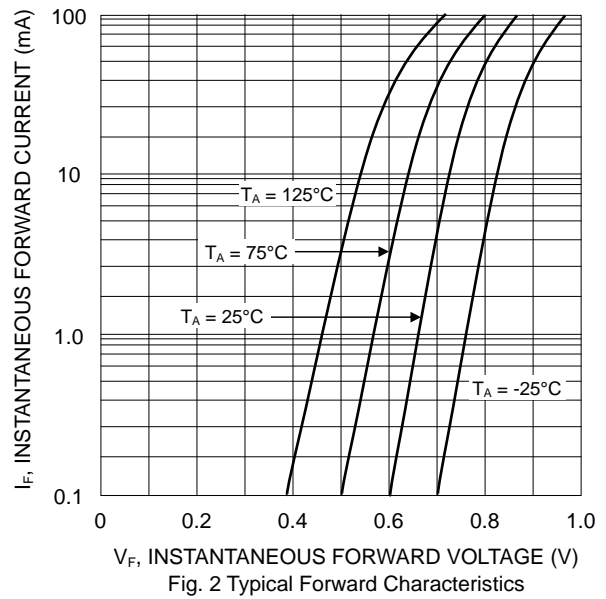
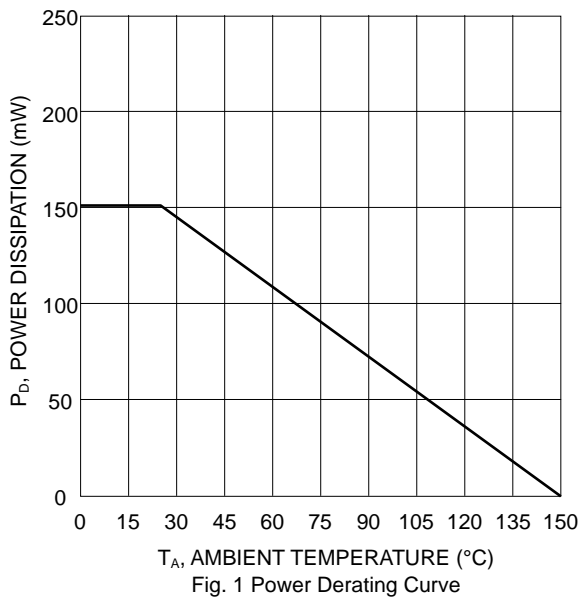
Thermal Characteristics

Characteristic	Symbol	Value	Unit
Power Dissipation (Note 1)	PD	150	mW

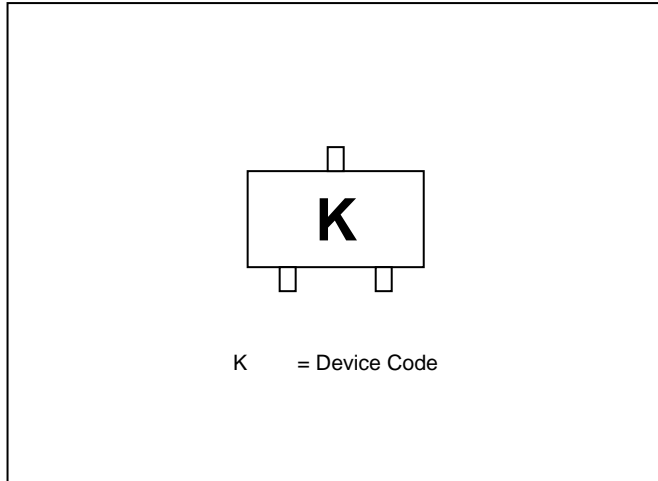
Note: 1. Mounted on FR-4 PC board with minimum recommended pad layout.

Electrical Characteristics @ $T_A=25^\circ\text{C}$ unless otherwise specified

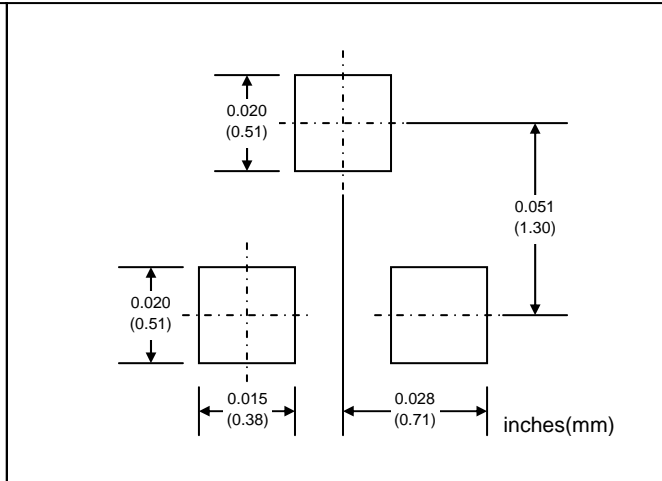
Characteristic	Symbol	Min.	Typ.	Max.	Unit
Forward Voltage Drop @ $I_F = 10\text{mA}$	V_{FM}			1.0	V
Peak Reverse Leakage Current @ $V_R = 15\text{V}$	I_{RM}			100	nA
Diode Capacitance ($V_R = 6.0\text{V}$, $f = 1.0\text{MHz}$)	C_D			4.0	pF



MARKING INFORMATION

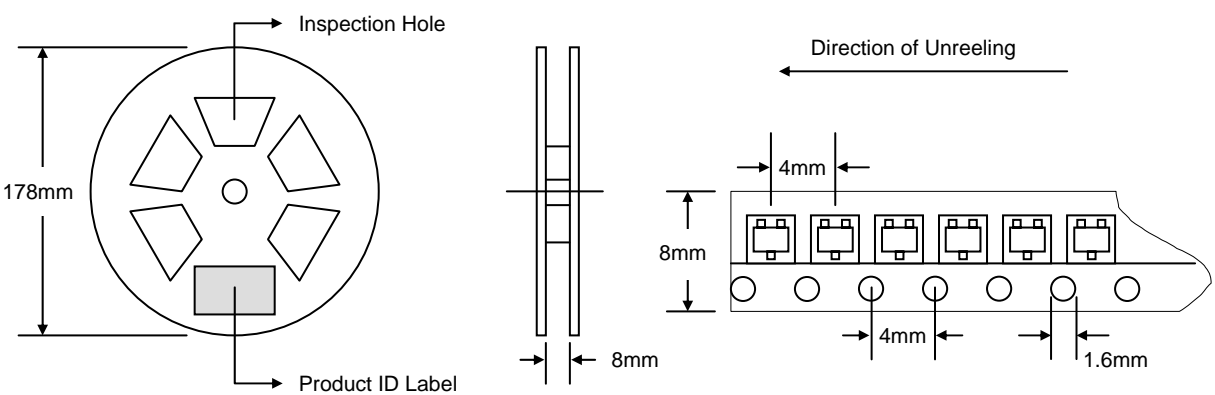


RECOMMENDED FOOTPRINT



PACKAGING INFORMATION

TAPE & REEL



Reel Diameter (mm)	Quantity (PCS)	Inner Box Size L x W x H (mm)	Quantity (PCS)	Carton Size L x W x H (mm)	Quantity (PCS)	Approx. Gross Weight (KG)
178	3,000	187 x 187 x 65	15,000	390 x 240 x 420	150,000	8.0

Note: 1. Anti-static plastic reel, white, water clear or blue color. Inspection hole might be varied in different alignment.
2. Components are packed in accordance with EIA standard 481-1 and 481-2.

ORDERING INFORMATION

Product No.	Package Type	Shipping Quantity
DA221-T1	SOT-523	3000/Tape & Reel

1. Shipping quantity given is for minimum packing quantity only. For minimum order quantity, please consult the Sales Department.
2. **To order RoHS / Lead Free version (with Lead Free finish), add "-LF" suffix to part number above. For example, DA221-T1-LF.**

WON-TOP ELECTRONICS and  are registered trademarks of Won-Top Electronics Co., Ltd (WTE). WTE has checked all information carefully and believes it to be correct and accurate. However, WTE cannot assume any responsibility for inaccuracies. Furthermore, this information does not give the purchaser of semiconductor devices any license under patent rights to manufacturer. WTE reserves the right to change any or all information herein without further notice.

WARNING: DO NOT USE IN LIFE SUPPORT EQUIPMENT. WTE power semiconductor products are not authorized for use as critical components in life support devices or systems without the express written approval.

Won-Top Electronics Co., Ltd.

No. 44 Yu Kang North 3rd Road,

Chine Chen Dist., Kaohsiung 806, Taiwan

Phone: 886-7-822-5408 or 886-7-822-5410**Fax:** 886-7-822-5417**Email:** sales@wontop.com**Internet:** <http://www.wontop.com>*We power your everyday.*