


SMT Power Transformers

For Analog Devices Isolated
RS-485 Transceivers



- Developed for Analog Devices ADM2482E, ADM2485 and ADM2487E RS-485 Transceivers for stepping up 5 V or 3.3 V to 6 V.
- Center tapped primary and secondary windings
- 2500 Vrms, one minute interwinding isolation.

Core material Ferrite

Terminations RoHS tin-silver over tin over nickel over phos bronze. Other terminations available at additional cost.

Weight 0.94 – 1.0 g

Ambient temperature –40°C to +125°C

Storage temperature Component: –40°C to +125°C.

Tape and reel packaging: –40°C to +80°C

Resistance to soldering heat Max three 40 second reflows at +260°C, parts cooled to room temperature between cycles

Moisture Sensitivity Level (MSL) 1 (unlimited floor life at <30°C / 85% relative humidity)

Failures in Time (FIT) / Mean Time Between Failures (MTBF)

38 per billion hours / 26,315,789 hours, calculated per Telcordia SR-332

Packaging 600/13" reel Plastic tape: 24 mm wide, 0.37 mm thick, 16 mm pocket spacing, 6.1 mm pocket depth

PCB washing Tested with pure water or alcohol only. For other solvents, see Doc787_PCB_Washing.pdf

Part number ¹	Pri/sec voltage	Inductance ² min (µH)	DCR max (Ohms) ³		Leakage inductance ⁴ max (µH)	Volt-time product ⁵ (V-µsec)	Power ⁶ (W)	Turns ratio pri : sec
			pri	sec				
DA2303-AL_	5 V to 6 V	45.6	0.130	0.260	1.0	34.4	7.2	1 : 1.5
DA2304-AL_	3.3 V to 6 V	17.8	0.086	0.232	0.43	21.5	7.2	1 : 2.2

1. When ordering, please specify **termination** and **packaging** codes:

DA2303-ALD

Termination: L = RoHS compliant tin-silver over tin over nickel over phos bronze.

Special order:

T = RoHS tin-silver-copper (95.5/4/0.5) or

S = non-RoHS tin-lead (63/37).

Packaging: D = 13" machine ready reel. EIA-481 embossed plastic tape (600 per full reel).

B = Less than full reel. In tape, but not machine ready. To have a leader and trailer added (\$25 charge), use code letter D instead.

2. Inductance is tested between pins 4 and 3 at 500 kHz, 0.5 Vrms, 0 Adc.

3. DCR is per winding.

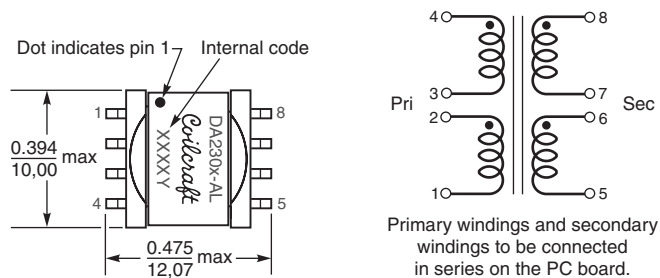
4. Leakage inductance is for the primary with both windings connected in series and with the secondary windings shorted.

5. Volt-time product is based on a flux density of 2500 gauss, measured between pins 4 and 1 with pins 2 and 3 connected.

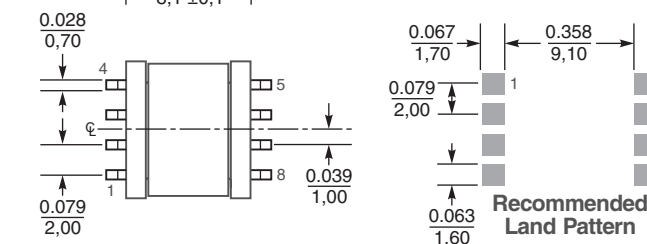
6. Calculated output power based on 150 kHz operating frequency. Power varies depending on application.

7. Electrical specifications at 25°C.

Refer to Doc 362 "Soldering Surface Mount Components" before soldering.



Parts manufactured prior to November 2011 may be marked differently.



Dimensions are in inches
mm