


# PoE Transformers

For ST Microelectronics  
STE12PS PSE Power Controller



These surface mount flyback transformers were developed specifically for the ST Microelectronics STE12PS 12-Channel PSE Power Control Device.

They are designed to work with a 3.3 V input to provide a 12 V output. Isolation is 500 Vdc from each primary winding to the secondary winding.

Coilcraft can also design custom transformers with voltage, inductance and DCR values to meet your specific requirements.

For free evaluation samples, contact Coilcraft or order them on-line at [www.coilcraft.com](http://www.coilcraft.com).

Part number <sup>1</sup>	L at 0 A <sup>2</sup> ±10% (µH)	L at Ipk <sup>3</sup> min (µH)	DCR max (Ohms)			Leakage L max (µH) <sup>4</sup>	Turns ratio <sup>5</sup> pri : sec	Ipk <sup>3</sup> (A)	Output
			1-5	2-6	12-7				
DA2420-AL_	330	297	0.756	0.886	5.920	6.00	1 : 2	2.0	12 V, 100 mA
DA2421-AL_	330	297	0.803	0.984	14.145	4.83	1 : 3	2.0	12 V, 100 mA

1. When ordering, please specify a **packaging** code:

#### DA2420-ALD

**Packaging:** D = 13" machine ready reel. EIA-481 embossed plastic tape (175 per full reel).

**B** = Less than full reel. In tape, but not machine ready.  
To have a leader and trailer added (\$25 charge), use code letter D instead.

2. Inductance is for the primary, measured at 100 kHz, 0.1 Vrms, 0 Adc.

3. Ipk is the peak current drawn at minimum input voltage.

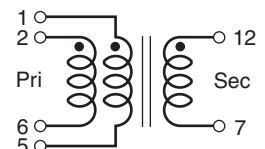
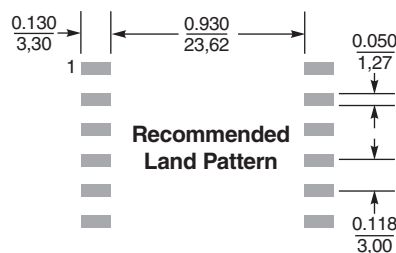
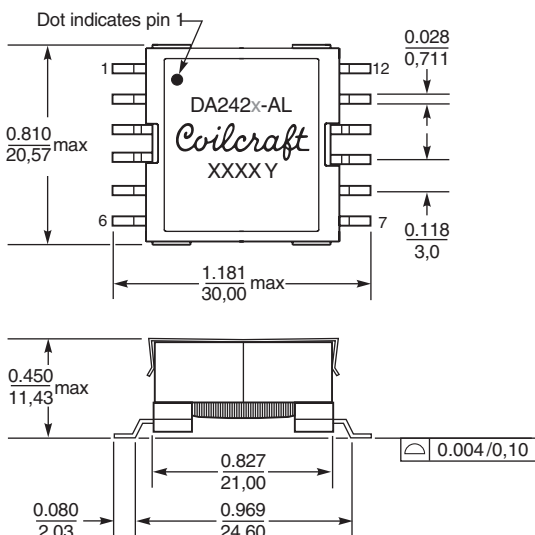
4. Leakage inductance measured on the primary windings with all secondary pins shorted.

5. Turns ratio is with the primary windings connected in parallel.

6. Operating temperature range -40°C to +125°C.

7. Electrical specifications at 25°C.

Refer to Doc 362 "Soldering Surface Mount Components" before soldering.



Primary windings to be connected in parallel on the PC board.

**Weight** 14.1 – 14.6 g

**Terminations** Tin-silver over tin over nickel over phos bronze

**Tape and reel** 175 per 13" reel Plastic tape: 44 mm wide, 0.4 mm thick, 32 mm pocket spacing, 11.0 mm pocket depth



[www.coilcraft.com](http://www.coilcraft.com)

**US** +1-847-639-6400 [sales@coilcraft.com](mailto:sales@coilcraft.com)

**UK** +44-1236-730595 [sales@coilcraft-europe.com](mailto:sales@coilcraft-europe.com)

**Taiwan** +886-2-2264 3646 [sales@coilcraft.com.tw](mailto:sales@coilcraft.com.tw)

**China** +86-21-6218 8074 [sales@coilcraft.com.cn](mailto:sales@coilcraft.com.cn)

**Singapore** + 65-6484 8412 [sales@coilcraft.com.sg](mailto:sales@coilcraft.com.sg)

Document 544 Revised 12/14/11

© Coilcraft Inc. 2013

This product may not be used in medical or high risk applications without prior Coilcraft approval. Specification subject to change without notice. Please check web site for latest information.