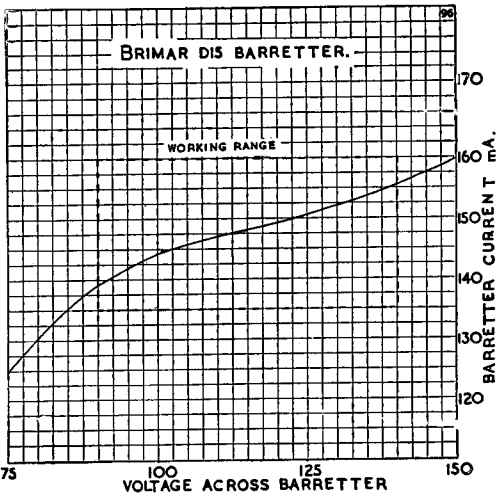
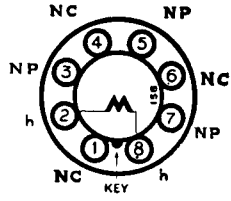
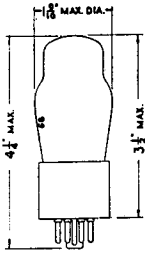
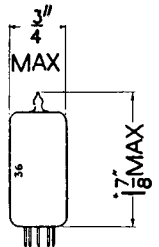


Replacement Type
TYPE D15
(OCTAL BASE)
**CURRENT
STABILISER**

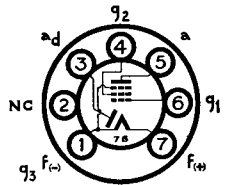


BRIMAR type D15 is a barretter suitable for use with the 0.15 amp. series of valves.

CHARACTERISTICS
Operating Current 0.15 amp.
Voltage Range 90-140 volts



Current Equipment Type
TYPE DAF96
**MINIATURE BATTERY
DIODE PENTODE**



RATINGS

Filament Voltage	1.4 volts
Filament Current	0.025 amp.
Anode Voltage	90 volts max.
Screen (g ₂) Voltage	90 volts max.
Cathode Current	0.25 mA max.

CHARACTERISTICS

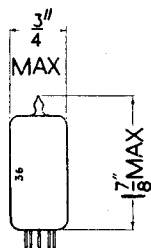
Anode Voltage	67.5 volts
Screen Voltage	67.5 volts
Control Grid Voltage	-1.5 volts
Anode Current	170 μ A
Screen Current	55 μ A
Mutual Conductance	170 μ A/V

RESISTANCE CAPACITY COUPLED OPERATION

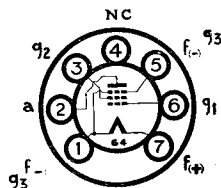
Anode and Screen Supply Voltage	85	64	volts
Anode Load Resistor	1	1	M Ω
Screen Series Resistor	2.7	2.7	M Ω
Control Grid Resistor	10	10	M Ω
Peak Output	7	7	volts Pk
Voltage Gain	60	52	

INTER-ELECTRODE CAPACITANCES (with no external Shield)

Input	1.8 pF
Output	2.7 pF
Control Grid to Anode	0.3 pF max.
Diode to all other Electrodes	1.1 pF



Current Equipment Type
TYPE DF96
MINIATURE BATTERY
VARI-MU PENTODE



RATINGS

Filament Voltage	1.4 volts
Filament Current	0.025 amp
Anode Voltage	120 volts max
Screen (g_2) Voltage	90 volts max.
Cathode Current	2.2 mA max.

CHARACTERISTICS

Anode Voltage	64	85	volts
Screen Series Resistor	0	39	k Ω
Control Grid Voltage	0	0	volts
Anode Current	1.65	1.65	mA
Screen Current	0.55	0.55	mA
Mutual Conductance	0.85	0.85	mA/V
Anode Impedance	0.7	1.0	M Ω
Inner μ (μ_{g1-g3})	18	18	
Control Grid Bias for $g_m = 0.01$ mA/V	-4.1	-5.5	volts

INTER-ELECTRODE CAPACITANCES

Input	3.3 pF
Output	7.8 pF
Control Grid to Anode	0.01 pF max.