

**SURFACE MOUNT  
FAST SWITCHING DIODE**

**REVERSE VOLTAGE – 80 Volts  
FORWARD CURRENT – 0.1 Ampere**

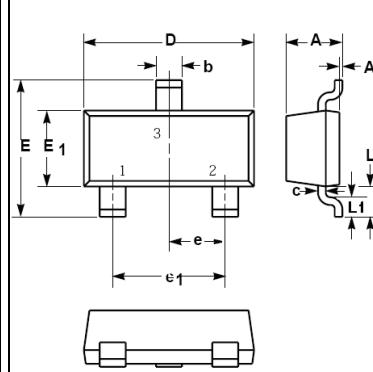
**FEATURES**

- Fast Switching Speed
- Ideally Suited for Automatic Insertion
- For general purpose switching applications

**MECHANICAL DATA**

- Case: SOT-23 Plastic
- Case Material: “Green” molding compound, UL flammability classification 94V-0, (No Br. Sb. Cl)
- Moisture Sensitivity: Level 1 per J-STD-020D
- Lead Free in RoHS 2002/95/EC Compliant

**SOT-23**



SOT-23		
Dim.	Min.	Max.
A	0.90	1.15
A1	0.00	0.10
b	0.30	0.50
c	0.08	0.15
D	2.80	3.00
E	2.25	2.55
E1	1.20	1.40
e	0.95 Typ.	
e1	1.80	2.00
L	0.55 Ref.	
L1	0.30	0.50
Dimensions in millimeter		

**Maximum Ratings & Thermal Characteristics @ T<sub>A</sub> = 25°C unless otherwise specified**

Characteristic	Symbol	DAN217	Units
Peak Reverse Voltage	V <sub>RRM</sub>	80	V
DC Blocking Voltage	V <sub>R</sub>	80	V
Average Rectified Output Current	I <sub>O</sub>	100	mA
Maximum Forward Current	I <sub>FM</sub>	300	mA
Peak Forward Surge Current @t=10ms	I <sub>FSM</sub>	1	A
Power Dissipation	P <sub>D</sub>	200	mW
Operating Temperature Range	T <sub>J</sub>	125	°C
Storage Temperature Range	T <sub>STG</sub>	-65~+125	°C

**Electrical Characteristics @ T<sub>A</sub> = 25°C unless otherwise specified**

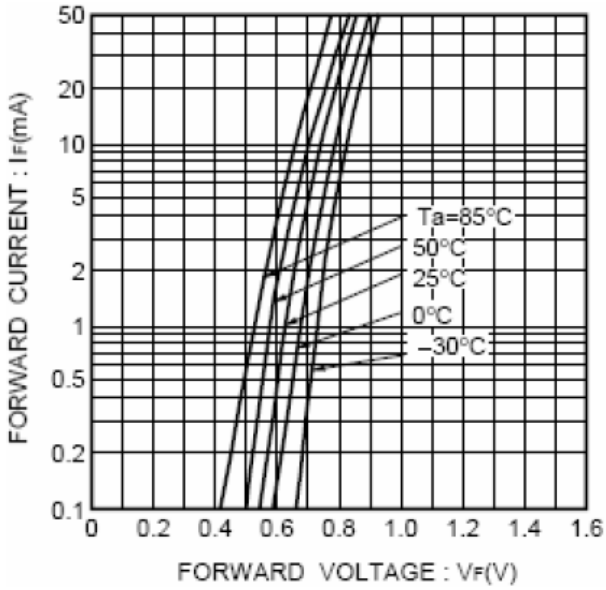
Characteristic	Test Condition	Symbol	Min.	Typ.	Max.	Unit
Reverse Breakdown Voltage	I <sub>R</sub> = 100uA	V <sub>BR</sub>	80	--	--	V
Maximum Forward Voltage	I <sub>F</sub> = 100mA	V <sub>F</sub>	--	--	1.2	V
Maximum DC Reverse Current at Rated DC Blocking Voltage	V <sub>R</sub> = 70V	I <sub>R</sub>	--	--	0.1	uA

REV. 2, Oct-2010, KSYR54

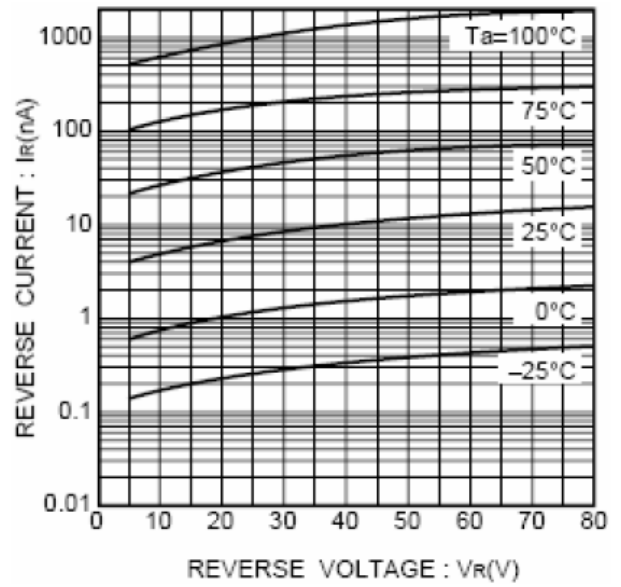
**RATING AND CHARACTERISTIC CURVES  
DAN217**



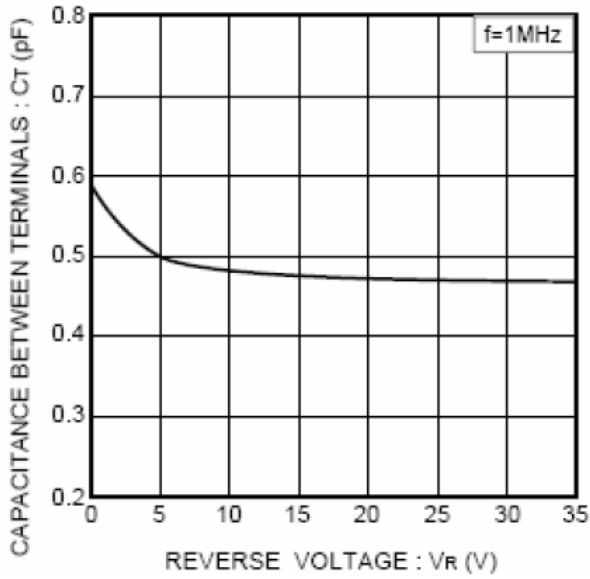
**Fig.1 Typical Forward Characteristics**



**Fig.2 Typical Reverse Characteristics**



**Fig.3 Total Capacitance vs. Reverse Voltage**



**Device Marking :**

Device P/N	Marking	Equivalent Circuit Diagram
DAN217	BA1	

## **Important Notice and Disclaimer**

LSC reserves the right to make changes to this document and its products and specifications at any time without notice. Customers should obtain and confirm the latest product information and specifications before final design, purchase or use.

LSC makes no warranty, representation or guarantee regarding the suitability of its products for any particular purpose, nor does LSC assume any liability for application assistance or customer product design. LSC does not warrant or accept any liability with products which are purchased or used for any unintended or unauthorized application.

No license is granted by implication or otherwise under any intellectual property rights of LSC.

LSC products are not authorized for use as critical components in life support devices or systems without express written approval of LSC.