



MODEL NUMBER DAT56195

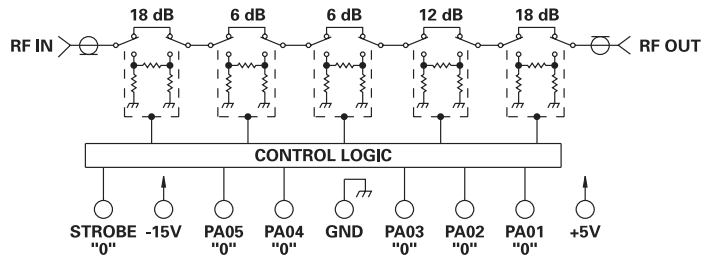
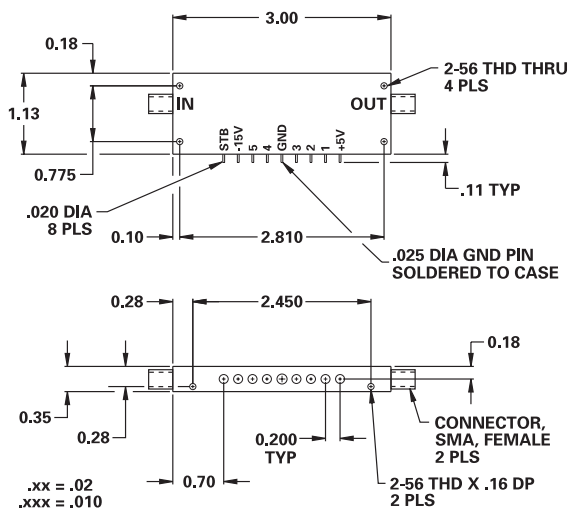
GaAs 5 Section Attenuator

FEATURES

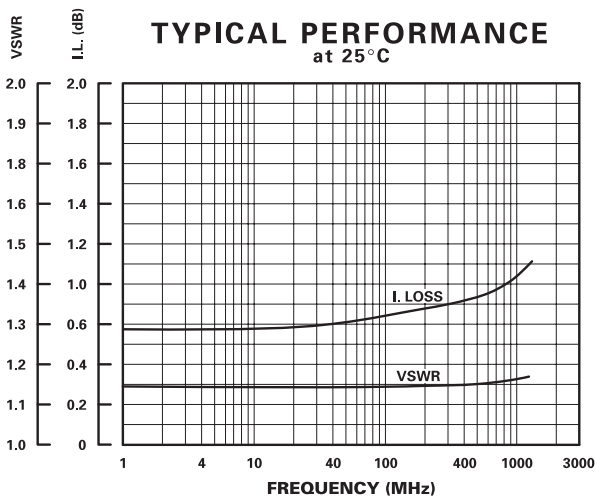
- 1-1200 MHz
- 6 dB LSB, 60 dB Range
- High Intercept Points
- 1.1 dB Insertion Loss
- TTL Control
- SMA Connectors

5 BIT

www.DataSheet4U.com



LOGIC TABLE					
PA05	PA04	PA03	PA02	PA01	FUNCTION
0	0	0	0	0	0 dB
0	0	0	0	1	6 dB
0	0	0	1	1	12 dB
0	0	1	0	1	18 dB
0	0	1	1	1	24 dB
0	1	0	1	1	30 dB
0	1	1	0	1	36 dB
0	1	1	1	1	42 dB
1	1	0	1	1	48 dB
1	1	1	0	1	54 dB
1	1	1	1	1	60 dB
X	X	X	X	X	INVALID



GUARANTEED PERFORMANCE

Parameter	Min	Typ	Max	Units	Conditions
Operating Frequency	1		1200	MHz	
DC Current		37	45	mA	At +5 VDC Supply
		19	25	mA	At -15 VDC Supply
Control Type		TTL			5 Line, Logic: See Table Strobe, Active High, Leading Edge Trigger
Control Current	High	±1		µA	V _{IH} = +2.7 V
	Low	±1		µA	V _{IL} = +0.5 V
Insertion Loss		1.1	1.5	dB	
Attenuation	LSB	6		dB	
	Range	60		dB	6, 6, 12, 18, 18
	Accuracy (10dB)			dB	±10.4 dB +2% of Atten. Setting in dB
VSWR		1.15/1	1.35/1		
Impedance		50		OHMS	
Switching Speed		3.3	10	µSec	50% TTL - 90%/10% RF
Transition (Rise/Fall) Time		2		µSec	90% / 10% or 10% / 90% RF
Switching (Video) Transients		-100	-60	dBm	1 - 100 MHz (at 10 Hz Rate)
		-100	-75	dBm	100 - 1200 MHz (at 10 Hz Rate)
Intercept Points	2nd	+50	+85	dBm	
	3rd	+33	+39	dBm	
RF Power	Operate	+20	+15	dBm	0.1 dB Compression
		+21	+18	dBm	1.0 dB Compression
	No Damage		+30	dBm	
Operating Temperature	0	+25	+75	°C	TA