



DBF20G

2.0A Single-Phase Bridge Rectifier

ON Semiconductor®

<http://onsemi.com>

Features

- Glass passivation for high reliability
- Plastic molded structure
- Peak reverse voltage : $V_{RM}=600V$
- Average output current : $I_O=2.0A$

Specifications

Absolute Maximum Ratings at $T_a=25^\circ C$

Parameter	Symbol	Conditions	Value	Unit
Peak Reverse Voltage	V_{RM}		600	V
Average Output Current	I_O	$T_c=114^\circ C$, with $50 \times 50 \times 1.5mm^3$ Al fin	2.0	A
		$T_a=25^\circ C$, without fin	1.5	A
Surge Forward Current	I_{FSM}	50Hz sine wave, 1 cycle	60	A
Junction Temperature	T_j		150	$^\circ C$
Storage Temperature	T_{stg}		-40 to +150	$^\circ C$

Stresses exceeding those listed in the Maximum Ratings table may damage the device. If any of these limits are exceeded, device functionality should not be assumed, damage may occur and reliability may be affected.

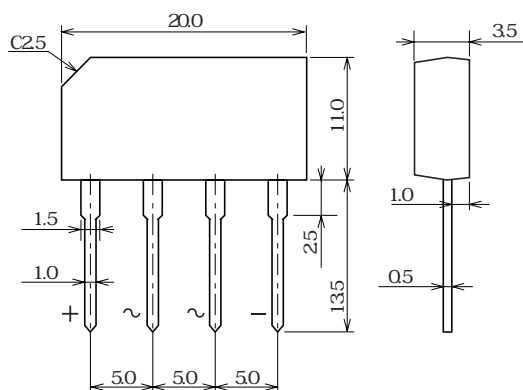
Electrical Characteristics at $T_a=25^\circ C$

Parameter	Symbol	Conditions	Value			Unit
			min	typ	max	
Forward Voltage	V_F	$I_F=0.75A$			1.05	V
Reverse Current	I_R	$V_R=V_{RM}$			10	μA
Thermal Resistance(Junction-Ambient)	$R_{th(j-a)}$	Without fin			75	$^\circ C / W$
Thermal Resistance(Junction-Case)	$R_{th(j-c)}$	With Al fin			10	$^\circ C / W$

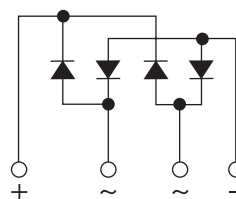
Product parametric performance is indicated in the Electrical Characteristics for the listed test conditions, unless otherwise noted. Product performance may not be indicated by the Electrical Characteristics if operated under different conditions.

Package Dimensions

unit:mm(typ.)



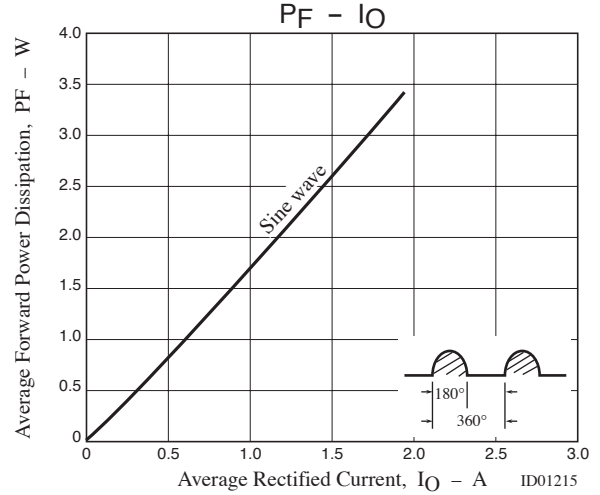
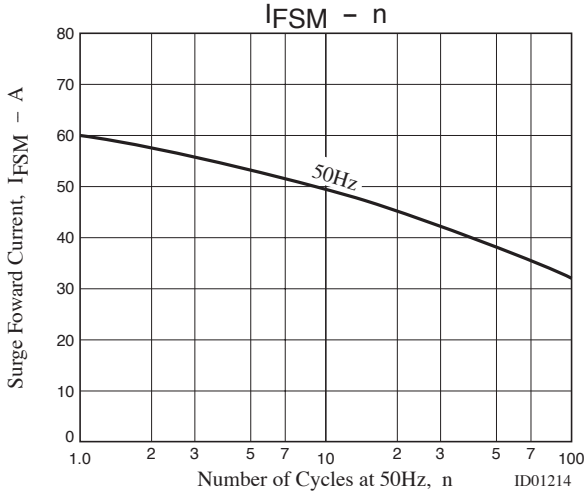
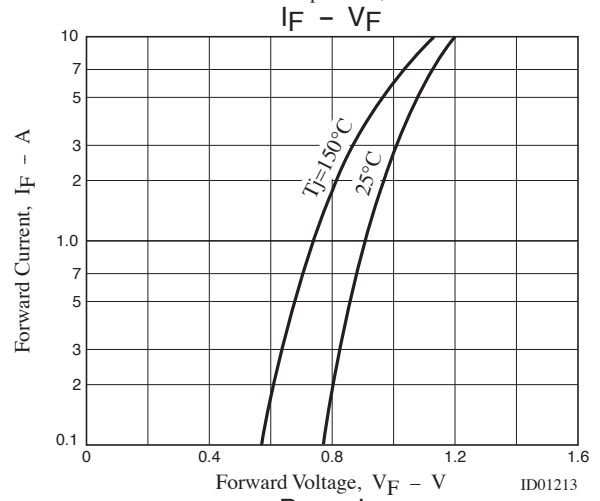
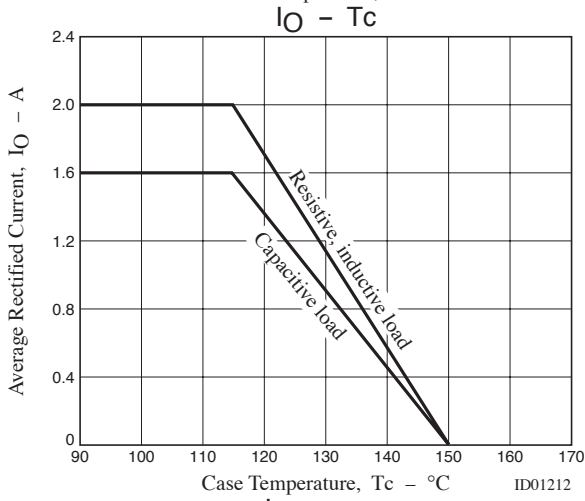
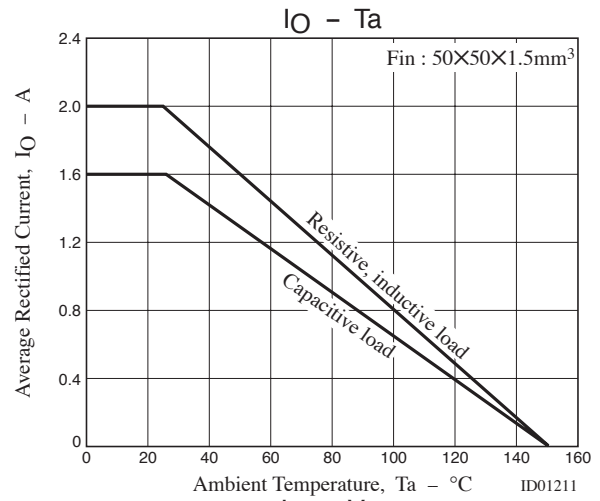
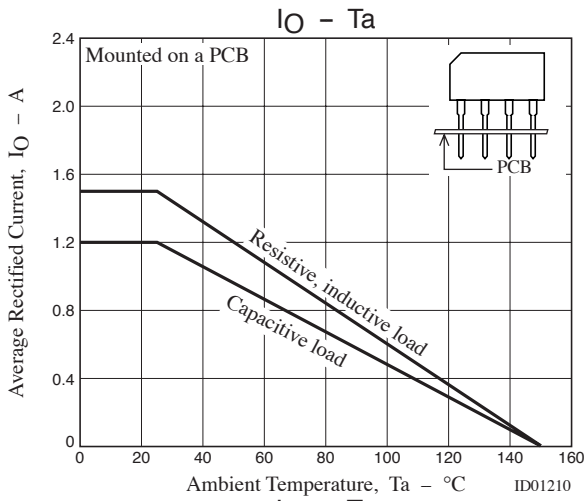
Electrical Connection



Ordering Information

Device	Shipping	memo
DBF20G	500 pcs./box	Pb-Free

DBF20G



ON Semiconductor and the ON logo are registered trademarks of Semiconductor Components Industries, LLC (SCILLC). SCILLC owns the rights to a number of patents, trademarks, copyrights, trade secrets, and other intellectual property. A listing of SCILLC's product/patent coverage may be accessed at www.onsemi.com/site/pdf/Patent-Marking.pdf. SCILLC reserves the right to make changes without further notice to any products herein. SCILLC makes no warranty, representation or guarantee regarding the suitability of its products for any particular purpose, nor does SCILLC assume any liability arising out of the application or use of any product or circuit, and specifically disclaims any and all liability, including without limitation special, consequential or incidental damages. "Typical" parameters which may be provided in SCILLC data sheets and/or specifications can and do vary in different applications and actual performance may vary over time. All operating parameters, including "Typicals" must be validated for each customer application by customer's technical experts. SCILLC does not convey any license under its patent rights nor the rights of others. SCILLC products are not designed, intended, or authorized for use as components in systems intended for surgical implant into the body, or other applications intended to support or sustain life, or for any other application in which the failure of the SCILLC product could create a situation where personal injury or death may occur. Should Buyer purchase or use SCILLC products for any such unintended or unauthorized application, Buyer shall indemnify and hold SCILLC and its officers, employees, subsidiaries, affiliates, and distributors harmless against all claims, costs, damages, and expenses, and reasonable attorney fees arising out of, directly or indirectly, any claim of personal injury or death associated with such unintended or unauthorized use, even if such claim alleges that SCILLC was negligent regarding the design or manufacture of the part. SCILLC is an Equal Opportunity/Affirmative Action Employer. This literature is subject to all applicable copyright laws and is not for resale in any manner.