


# Fast Switching Silicon, Single Phase Bridge Rectifiers

Up to 800 Volts

Up to 35 Amps



## FEATURES:

- "Soft" recovery characteristics
- Stable performance characteristics due to the incorporation of glassvated power diode chips
- Industry standard packaging
- Electrically isolated active components and terminals with a maximum high-pot test voltage of 2500 volts RMS
- Avalanche types available
- Available in Doubler, Positive/Negative center-tap configurations

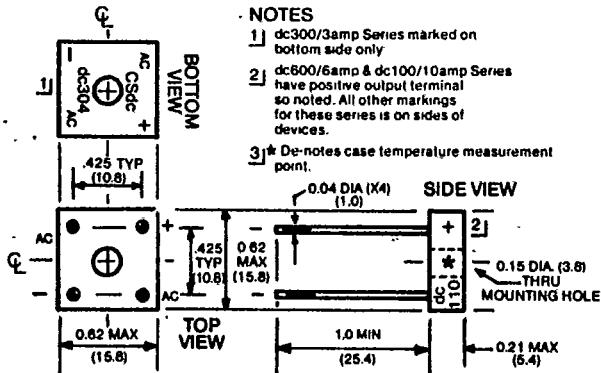


All devices described on this data sheet are recognized by Underwriters Laboratories under their component recognition program

## MECHANICAL DATA/OUTLINE DIMENSIONS IN INCHES (MILLIMETERS)

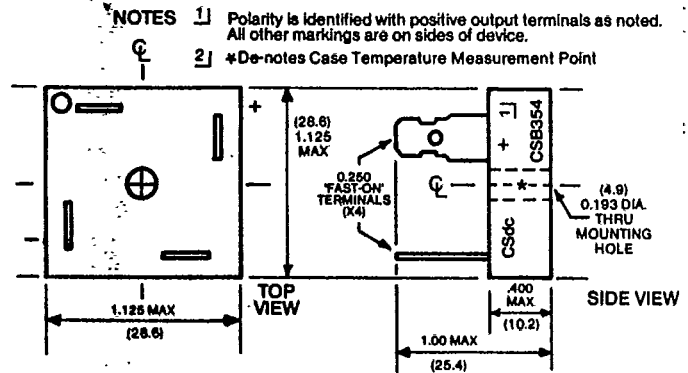
### OUTLINE ONE

3, 6, & 10 AMPERE



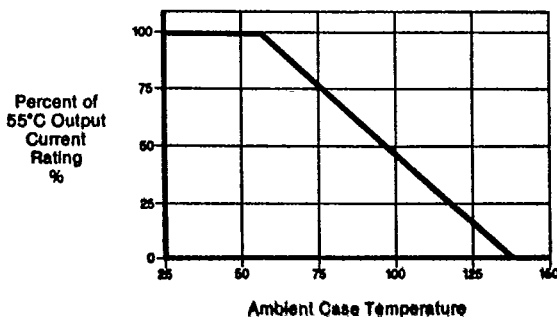
### OUTLINE TWO

15, 25, & 35 AMPERE

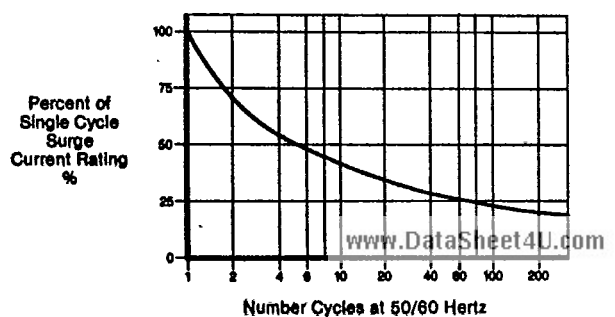


## RATING CURVES

OUTPUT CURRENT DE-RATING SCHEDULE



FORWARD SURGE CURRENT SCHEDULE (Over entire operational temperature range)



# RATINGS & CHARACTERISTICS

50/60 hertz inductive/resistive load

T-23-07

Type No.	Maximum Working Peak Reverse Voltage $V_{RM}(wkg)$ & $V_R$	Maximum RMS Input Voltage	Maximum Average Output Current @		Typical Combined Junction to Case Thermal Resistance $\theta_{jc}$	Maximum Single Cycle Surge Current	Maximum Peak Forward Voltage @ $T_c=25^\circ C$		Maximum D.C. Reverse Current $I_R$ @ $V_R$ & $T_c=25^\circ C$ & $125^\circ C$		Maximum Reverse Recovery Time $t_{rr}$ @ $T_A = 25^\circ C$	Outline Ref. No.
			$T_A=55^\circ C$ 3/ Amps	$T_c=55^\circ C$ 4/ Amps			2/ Amps	2/ Volts	2/ Amps	2/ Amps		
dc30005F	50	35	2.0	3.0	12.0	40	2.0	1.4	5.0	250	200	1
dc301F	100	70	2.0	3.0	12.0	40	2.0	1.4	5.0	250	200	1
dc302F	200	140	2.0	3.0	12.0	40	2.0	1.4	5.0	250	200	1
dc304F	400	280	2.0	3.0	12.0	40	2.0	1.4	5.0	250	200	1
dc306F	600	420	2.0	3.0	12.0	40	2.0	1.4	5.0	250	250	1
dc308F	800	560	2.0	3.0	12.0	40	2.0	1.4	5.0	250	250	1
dc6005F	50	35	3.0	5.0	8.0	110	5.0	1.4	5.0	350	200	1
dc601F	100	70	3.0	5.0	8.0	110	5.0	1.4	5.0	350	200	1
dc602F	200	140	3.0	5.0	8.0	110	5.0	1.4	5.0	350	200	1
dc604F	400	280	3.0	5.0	8.0	110	5.0	1.4	5.0	350	200	1
dc606F	600	420	3.0	5.0	8.0	110	5.0	1.4	5.0	350	250	1
dc608F	800	560	3.0	5.0	8.0	110	5.0	1.4	5.0	350	250	1
dc1005F	50	35	3.0	10.0	3.0	200	10.0	1.5	5.0	450	200	1
dc101F	100	70	3.0	10.0	3.0	200	10.0	1.5	5.0	450	200	1
dc102F	200	140	3.0	10.0	3.0	200	10.0	1.5	5.0	450	200	1
dc104F	400	280	3.0	10.0	3.0	200	10.0	1.5	5.0	450	200	1
dc106F	600	420	3.0	10.0	3.0	200	10.0	1.5	5.0	450	250	1
dc108F	800	560	3.0	10.0	3.0	200	10.0	1.5	5.0	450	250	1
CSB1505F	50	35	3.5	15.0	1.4	200	15.0	1.6	10.0	500	200	2
CSB151F	100	70	3.5	15.0	1.4	200	15.0	1.6	10.0	500	200	2
CSB152F	200	140	3.5	15.0	1.4	200	15.0	1.6	10.0	500	200	2
CSB154F	400	280	3.5	15.0	1.4	200	15.0	1.6	10.0	500	200	2
CSB156F	600	420	3.5	15.0	1.4	200	15.0	1.6	10.0	500	250	2
CSB158F	800	560	3.5	15.0	1.4	200	15.0	1.6	10.0	500	250	2
CSB2505F	50	35	5.0	25.0	1.3	300	25.0	1.6	10.0	500	200	2
CSB251F	100	70	5.0	25.0	1.3	300	25.0	1.6	10.0	500	200	2
CSB252F	200	140	5.0	25.0	1.3	300	25.0	1.6	10.0	500	200	2
CSB254F	400	280	5.0	25.0	1.3	300	25.0	1.6	10.0	500	200	2
CSB256F	600	420	5.0	25.0	1.3	300	25.0	1.6	10.0	500	250	2
CSB258F	800	560	5.0	25.0	1.3	300	25.0	1.6	10.0	500	250	2
CSB3505F	50	35	6.0	35.0	1.2	350	35.0	1.7	10.0	500	200	2
CSB351F	100	70	6.0	35.0	1.2	350	35.0	1.7	10.0	500	200	2
CSB352F	200	140	6.0	35.0	1.2	350	35.0	1.7	10.0	500	200	2
CSB354F	400	280	6.0	35.0	1.2	350	35.0	1.7	10.0	500	200	2
CSB356F	600	420	6.0	35.0	1.2	350	35.0	1.7	10.0	500	250	2
CSB358F	800	560	6.0	35.0	1.2	350	35.0	1.7	10.0	500	250	2

NOTES: 1/ Operational temperature: -55 C to 135 C  
Storage temperature: -55 C to 150 C  
2/ Per rectifier element

3/ Terminal mounted only—no heat sinking  
4/ Base mounted onto heat sinking surface

5/ Recovery test conditions are (per MIL-S-19500/286C):  
IFM = 0.5Apk; I<sub>RR</sub> = 1.0Apk; Recover to 0.25A

DISTRIBUTED/REPRESENTED BY:



CONDITIONING  
SEMICONDUCTOR  
DEVICES  
CORPORATION

Ridge Road, Frankford Township  
Post Office Box 2098  
Branchville, New Jersey 07826  
Telephone: (201) 948-3900  
Telex: 219023/CSDC UR