

DCH2 Series

2 Watts

Total Power: 2 Watts
Input Voltage: 90-264 VAC
of Outputs: Single



Special Features

- Switching wallmount power supply
- Available in multiple AC plug configurations
- CE Mark EMC & LVD
- Universal AC input
- Overload and short circuit protection
- Constant voltage, constant current output
- Built in EMI filter (CISPR 22 Class B)
- No load power consumption < 300 mW

Safety

- **UL** 60950 / 6500
- **CSA** 60950
- **TUV** 60950
- **NEMKO** 60950
- **CB** Certificate and report
- **CE** EMC & LVD

Electrical Specifications

Input	
Input range:	90-264 VAC (wide range)
Frequency:	47-63 Hz
EMI/RFI:	FCC Part 15, Subpart B Class B & EN55022 (CISPR 22) Class B & EMC89/336/EEC
Safety ground leakage current:	10µa @ 50/60 Hz, 230 VAC input
Output	
Voltage (Vo):	6.5 V (6.5 V - 10 V)
Maximum Power (Po):	2 W
Hold-up time:	12 ms. typical at full load @ 115 VAC
Overvoltage protection:	25% above nominal output maximum (?) Latching type
Overload protection:	Output short circuit protection auto recover Overload protected > 2 A
Output cable/ connector barrel polarity:	DC cable with 2.8 mm x 5.5 mm barrel plug right angle DC plug center +V; DC plug outer -V

Environmental Specifications

Operating temperature:	0° to 45 °C ambient
Storage temperature:	-30 °C to +85 °C
Electromagnetic susceptibility:	Designed to meet EN55082-1
Humidity:	Operating; non-condensing 20% to 90% RH
Vibration:	Per IEC 60068-2-6

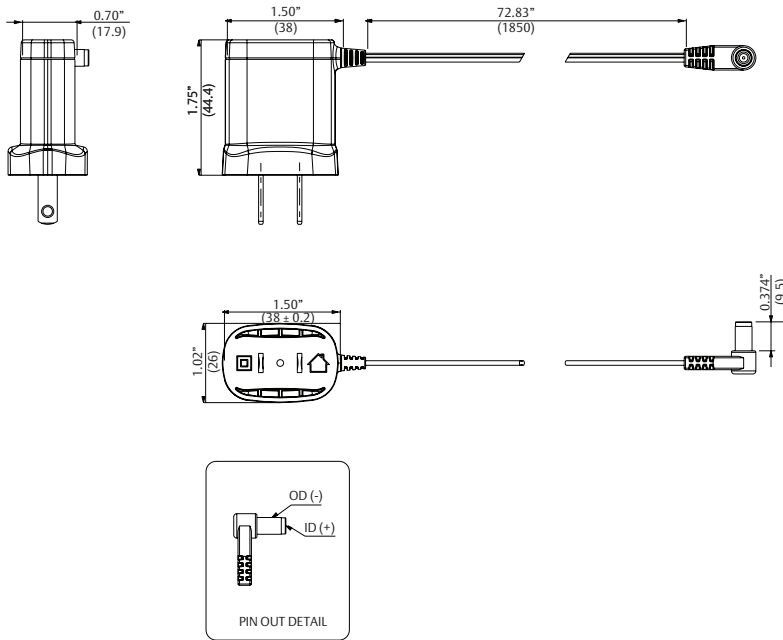
Ordering Information

Model Number	Maximum Power	Output Voltage	Minimum Load	Maximum Load	Peak Load	Ripple P/P (PAR) ¹
DCH2-050US-0001	2 W	6.5 V	0	0.3 A	0.5 A	800 mV
DCH2-050EU-0001	2 W	6.5 V	0	0.3 A	0.5 A	800 mV
DCH2-050UK-0001	2 W	6.5 V	0	0.3 A	0.5 A	800 mV
DCH2-050AU-0001	2 W	6.5 V	0	0.3 A	0.5 A	800 mV

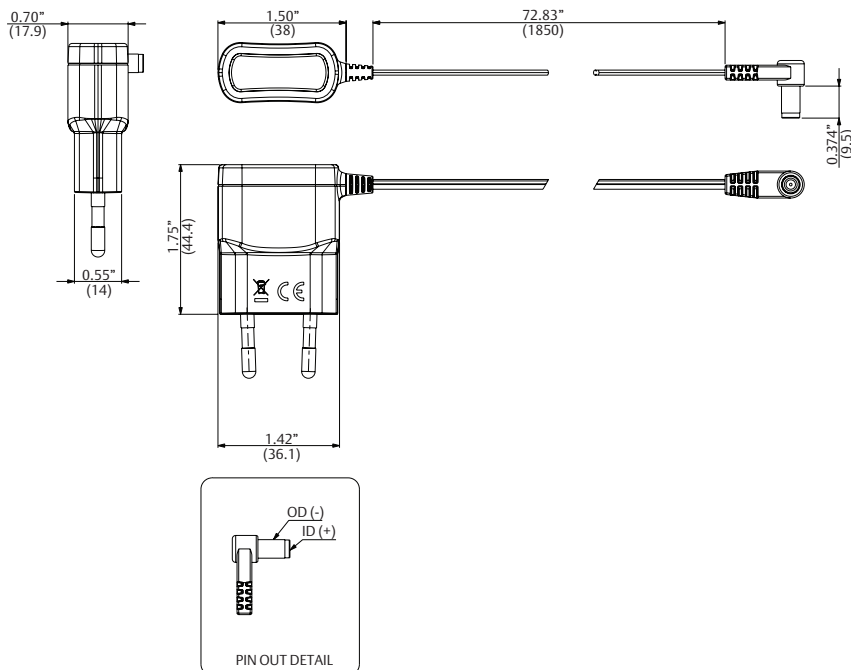
1. Peak-to-peak with 1 MHz bandwidth and 10 μ F (tantalum capacitor) in parallel with a 0.1 μ F capacitor at rated line voltage and load ranges.
2. Output should not be grounded for EMI purpose.

Mechanical Drawings

DCH2-050US-0001

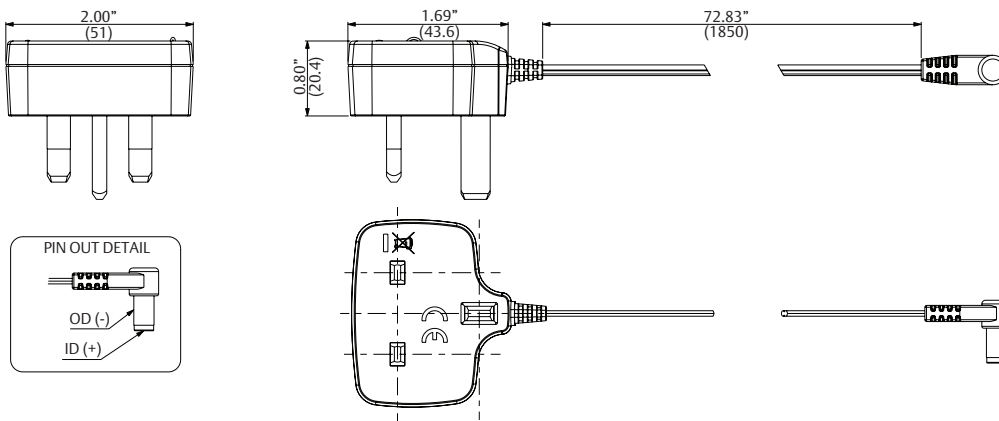


DCH2-050EU-0001

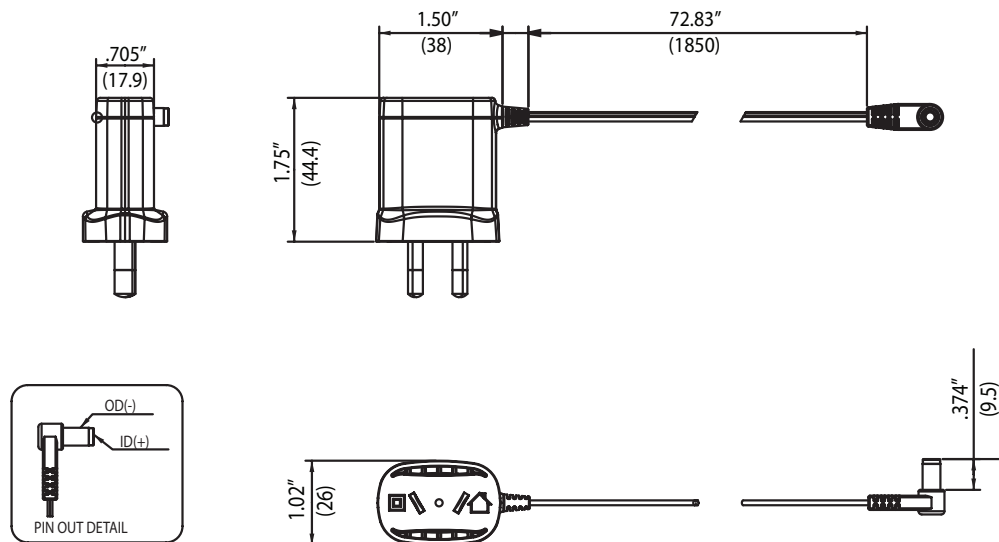


Mechanical Drawings Continued

DCH2-050UK-0001



DCH2-050AU-0001



Notes:

1. Specifications subject to change without notice.
2. All dimensions in inches (mm), tolerance is $\pm .02$ "
3. Warranty: 2 year
4. Weight: 0.181 lb. / 0.082 kg.

Americas

5810 Van Allen Way
Carlsbad, CA 92008
USA
Telephone: +1 760 930 4600
Facsimile: +1 760 930 0698

Europe (UK)

Waterfront Business Park
Merry Hill, Dudley
West Midlands, DY5 1LX
United Kingdom
Telephone: +44 (0) 1384 842 211
Facsimile: +44 (0) 1384 843 355

Asia (HK)

14/F, Lu Plaza
2 Wing Yip Street
Kwun Tong, Kowloon
Hong Kong
Telephone: +852 2176 3333
Facsimile: +852 2176 3888

For global contact, visit:

www.PowerConversion.com
techsupport.embeddedpower@emerson.com

While every precaution has been taken to ensure accuracy and completeness in this literature, Emerson Network Power assumes no responsibility, and disclaims all liability for damages resulting from use of this information or for any errors or omissions.

Emerson Network Power.
The global leader in enabling business-critical continuity.

- AC Power
- Connectivity
- DC Power
- Embedded Computing
- **Embedded Power**
- Monitoring
- Outside Plant
- Power Switching & Controls
- Precision Cooling
- Racks & Integrated Cabinets
- Services
- Surge Protection

EmersonNetworkPower.com

Emerson Network Power and the Emerson Network Power logo are trademarks and service marks of Emerson Electric Co.
©2009 Emerson Electric Co.