

Description

- Ceramic resonators for the kHz band with external capacitors.
- Applicable oscillating frequencies: 455kHz, 480kHz

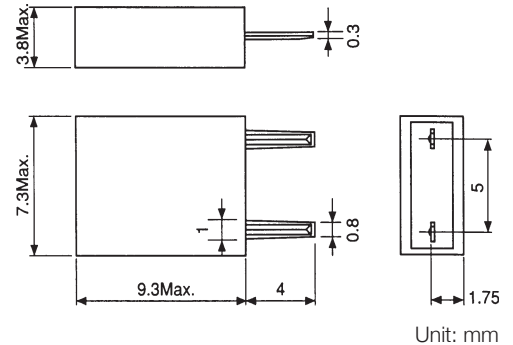

Features

- Precise oscillating frequency without adjustment.
- May be used with a variety of ICs.
- Lead-free terminations

Applications

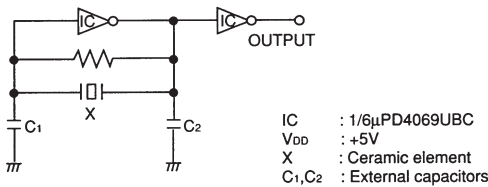
- Reference signal oscillators for – Microcomputers (household electronics, OA equipment). Remote controlling – TV's, VTR's, air-conditioners, CD players, lighting
- Digital applications equipment including measuring instruments, communications equipment, toys, etc.

Dimensions



Test Circuit

Oscillating frequency test circuit



www.DataSheet4U.com

STANDARD RESONATORS SELECTION GUIDE

TYPE CRJ (CERASONATOR®) kHz Band

TOKO Part Number	Oscillating Frequency (Fosc)* (kHz)	Resonance Impedance (Ω)	Fosc Static Temp. Stability (-20°C~+80°C)	External Capacitor C ₁ (pF)	External Capacitor C ₂ (pF)
DCRJ455A	455kHz±0.5%	30 max.	±0.3%	100	100
DCRJ480A	480kHz±0.5%	30 max.	±0.3%	100	100

* Oscillating frequency tolerance can be designed narrower than Fosc±0.5%, but Fosc ±0.2%. TOKO performs matching evaluations for all types of ICs. Please contact TOKO regarding applicable products.



The information furnished by TOKO, Inc. is believed to be accurate and reliable. However, TOKO reserves the right to make changes or improvements in the design, specification or manufacture of its products without further notice. TOKO does not assume any liability arising from the application or use of any product or circuit described herein, nor for any infringements of patents or other rights of third parties which may result from the use of its products. No license is granted by implication or otherwise under any patent or patent rights of TOKO, Inc.