

**Features**

- Efficiency up to 85%
- 1500VDC Isolation
- Singl/Double output
- Continuous short circuit protection
- Over load protection
- Wide input voltage range ( 2:1/4:1)
- Wide temperature -40 to 85
- Low ripple and noise



**Model Selection Guide**

Order Code	Vin(V)		Output		Recommend capacitive(uF)	Efficiency(%) (Typ)		
	Nominal	Range	Vo(V)	Io(mA)				
DD10-05S05	5	4.5-9.0	5	2000	330	74		
DD10-05S12			12	833	330	74		
DD10-12S3V3	12	9-18	3.3	3000	680	75		
DD10-12S05			5	2000	330	80		
DD10-12S12			12	833	220	83		
DD10-12S15			15	667	220	85		
DD10-12S24			24	417	100	85		
DD10-12D05			±5	±1000	220	80		
DD10-12D12			±12	±417	180	83		
DD10-12D15			±15	±333	100	85		
DD(F)10-24S3V3			24	18-36 (F)9-36	3.3	3000	680	75
DD(F)10-24S05					5	2000	330	80
DD(F)10-24S12	12	833			330	84		
DD(F)10-24S15	15	667			220	85		
DD(F)10-24S24	24	417			100	85		
DD(F)10-24D05	±5	±1000			220	80		
DD(F)10-24D12	±12	±417			180	83		
DD(F)10-24D15	±15	±333			100	84		
DD(F)10-48S3V3	48	36-72 (F)18-72			3.3	3000	680	75
DD(F)10-48S05					5	2000	330	81
DD(F)10-48S12			12	833	330	83		
DD(F)10-48S15			15	667	220	83		
DD(F)10-48S24			24	417	100	84		
DD(F)10-48D05			±5	±1000	220	80		
DD(F)10-48D12			±12	±417	180	83		
DD(F)10-48D15			±15	±333	100	83		
DD10-110S05			110	60-160	5	2000	330	81
DD10-110S12					12	833	330	83
DD10-110S24	24	417			100	85		
DD10-110D05	±5	±1000			220	80		
DD10-110D12	±12	±417			180	83		

**Input Characteristics**

Parameter	Condition	Min	Typ	Max	Units
Input Surge Voltage (1 sec. Max.)	5V Input Models	-0.7	--	15	VDC
	12V Input Models	-0.7	--	25	
	24V Input Models	-0.7	--	50	
	48V Input Models	-0.7	--	90	
	110V Input Models	-0.7	--	190	
Input Filter Type	All Models	Internal Capacitor			

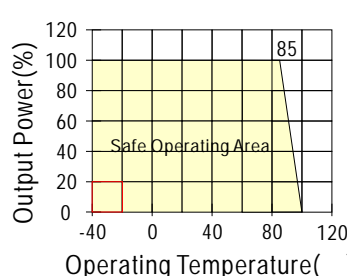
**Output Characteristics**

Parameter	Condition	Min	Typ	Max	Units
Output Voltage Accuracy	+Vo	--	1%	--	%
	-Vo	--	2%	3%	%
Load regulation	10% ~ 100% load	--	±0.5	±1	%
Line regulation	Vin(Min-Max)	±0.1	--	±0.5	%
Ripple and noise	BW=DC to 20MHz	--	50	100	mVp-p
Switching frequency	Full load,nominal input	--	300	400	KHz
Transient Recovery Time	25% Load Step Change	--	--	500	uS
Short circuit Protection	Continuous, Automatic Recovery				

**General Characteristics**

Parameter	Condition	Min	Typ	Max	Units
Operating Temperature	All output types	-40	--	+85	
Storage		-55	--	+125	
Storage humidity		--	--	+95	%
Cooling	Free air convection	--	--	--	
Isolation voltage	2mA 1minute	1000	--	--	VDC
Isolation resistance	500VDC	1000	--	--	M
MTBF	2 × 10 <sup>5</sup>				K hours
Case material	Metal				

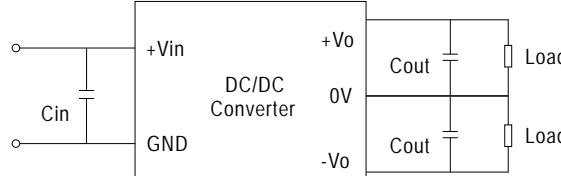
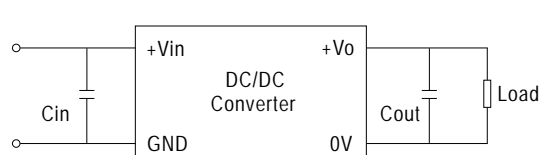
**Temperature Derating Graph Curve**



**Design & Feature Considerations**

**1. Input/Output Ripple Reduction**

Reduce output ripple, it is recommended to use capacitors at the input/output. It is recommended to use 10uF~100uF capacitors at the input; 47~220uF capacitors at the output.



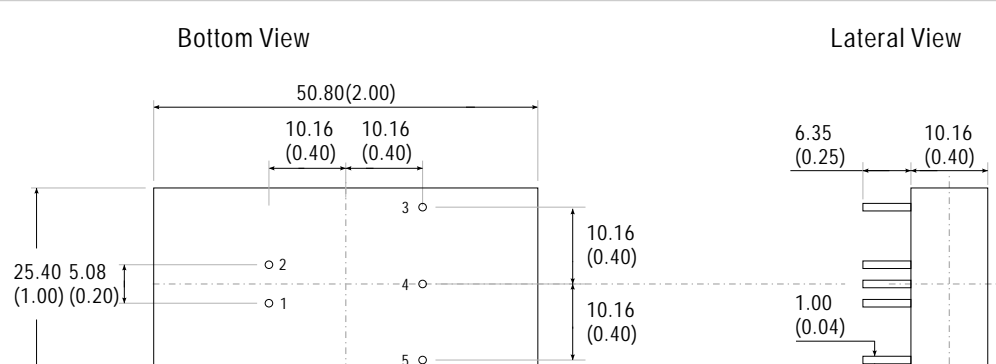
**2. Overload Protection**

The products provide protection against overload, the unit is equipped with internal current limiting circuitry .

**Note**

- 1.All the specifications typical at Ta=+25 resistive load, nominal input voltage and rated output current unless otherwise noted.
- 2.Operation under no-load conditions will not damage these modules; however they may not meet all specifications listed.
- 3.Ripple & Noise measurement bandwidth is 0-20MHz.
- 3.Other pin and output voltage may be available, please
- 4.To order the converter with 4:1 input voltage range, add letter " F " (e.g:DDF10-24S05) in the order code.
- 5.All DC/DC converters should be externally fused at the front end for protection.
- 6.Specifications subject to change without notice

**Mechanical Dimension & Pin Connections**



Note:  
Unit:mm(inch)

Pin	1	2	3	4	5
Single	-Vin	+Vin	+Vo	NP	-Vo
Double	-Vin	+Vin	+Vo	COM	-Vo