



# EVERLIGHT ELECTRONICS CO.,LTD.

Device Number : DLE-033-044 REV: 1.3

5.0mm Bi-Color (Multi-Color)With common Cathode(0.1"Lead Pitch)LEDs,T-1 3/4

MODEL NO : 339-1EVGW ECN : \_\_\_\_\_ Page: 1/5

## ■ Features :

- Two chips are matched for uniform light output, wide viewing angle
- Long life-solid state reliability
- IC compatible/low power consumption

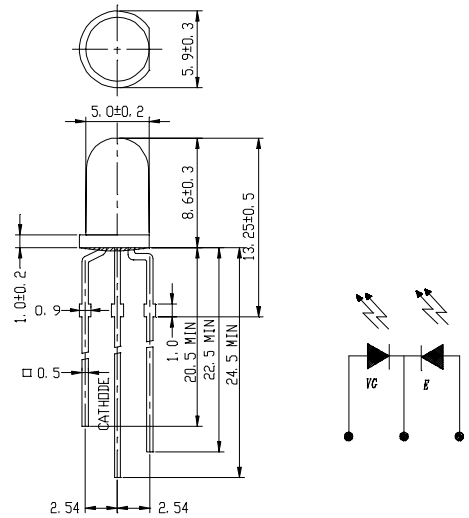
## ■ Descriptions :

- The 339-1 LED lamp contains two integral chips and is available as both bicolor and bipolar types.
- The Orange and Green Light are emitted by diodes of GaAsP/GaP and GaP respectively.

## ■ Applications :

- TV set
- Monitor
- Telephone
- Computer

## ■ Package Dimensions:



## ■ Notes :

- 1.All dimensions are in millimeters.
- 2.An epoxy meniscus may extend about 1.5mm(0.059") down to the lead.

PART NO	Chip		Lens Color
	Material	Emitted Color	
339-1EVGW	GaAsP/GaP	Orange	White Diffused
	GaP	Green	

OFFICE : NO. 25,Lane 76,Sec.3, Chung Yang Rd., Tucheng 236, Taipei, Taiwan, R.O.C.

TEL : 886-2-2267-2000,2267-9936

FAX : 886-2-2267-6244,22676189,22676306

<http://www.everlight.com>



# EVERLIGHT ELECTRONICS CO.,LTD.

Device Number : DLE-033-044 REV: 1.3

5.0mm Bi-Color (Multi-Color)With common Cathode(0.1"Lead Pitch)LEDs,T-1 3/4

MODEL NO : 339-1EVGW ECN : \_\_\_\_\_ Page: 2/5

## ■ Absolute Maximum Ratings at Ta = 25°C

Parameter	Symbol	Rating	Unit
Forward Current	IF	E 30	mA
		VG 30	
Operating Temperature	Topr	-40 to +85	°C
Storage Temperature	Tstg	-40 to +100	°C
Soldering Temperature	Tsol	260 ± 5	°C
Power Dissipation	Pd	E 100	mW
		VG 100	
Peak Forward Current (Duty 1/10 @ 1KHZ)	IF(Peak)	E 160	mA
		VG 160	
Reverse Voltage	VR	5	V

## ■ Electronic Optical Characteristics :

Parameter	Symbol	Min.	Typ.	Max.	Unit	Condition
Luminous Intensity	Iv	E 4.0	6.3	/	mcd	IF= 20 mA
		VG 6.3	10	/		
Viewing Angle	2θ 1/2	/	50	/	deg	IF= 20 mA
Peak Wavelength	λp	E /	635	/	nm	IF= 20 mA
		VG /	570	/		
Dominant Wavelength	λd	E /	625	/	nm	IF= 20 mA
		VG /	571	/		
Spectrum Radiation Bandwidth	Δλ	E /	45	/	nm	IF= 20 mA
		VG /	30	/		
Forward Voltage	VF	E 1.7	2.0	2.4	V	IF= 20 mA
		VG 1.7	2.1	2.4		
Reverse Current	IR	/	/	10	μ A	VR= 5 V



# EVERLIGHT ELECTRONICS CO.,LTD.

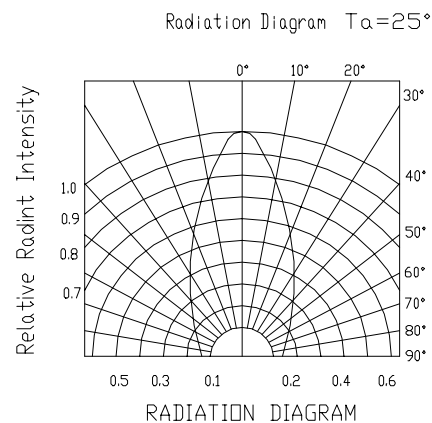
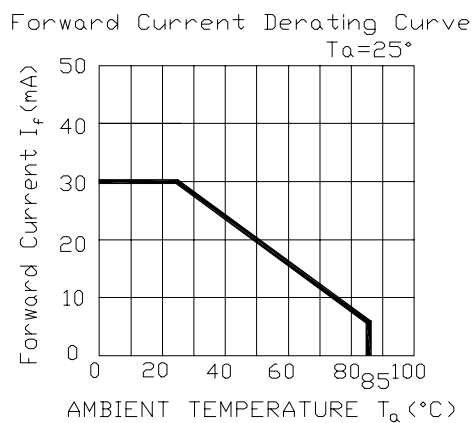
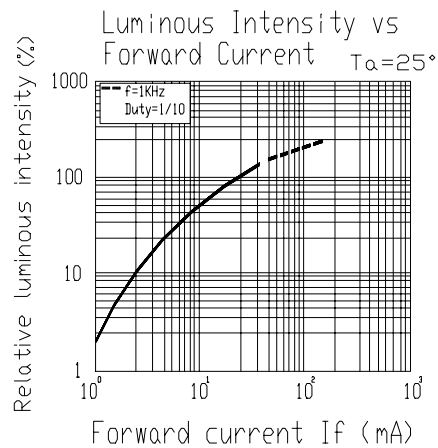
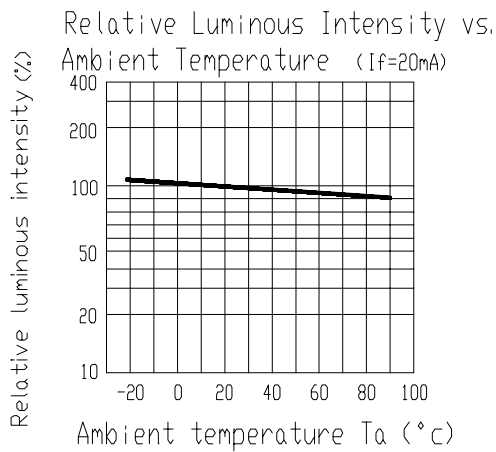
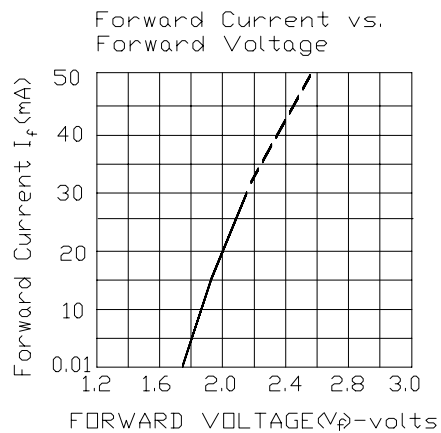
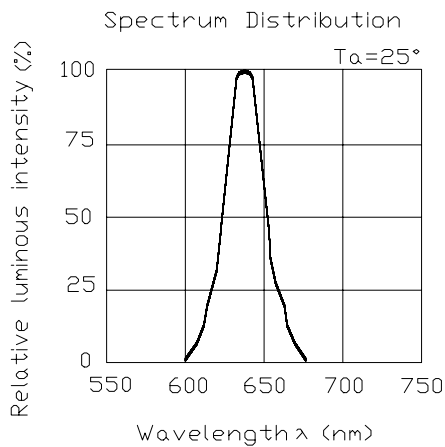
Device Number : DLE-033-044 REV: 1.3

5.0mm Bi-Color (Multi-Color)With common Cathode(0.1"Lead Pitch)LEDs,T-1 3/4

MODEL NO : 339-1EVGW ECN : \_\_\_\_\_ Page: 3/5

## Typical Electro-Optical Characteristic Curves

E





# EVERLIGHT ELECTRONICS CO.,LTD.

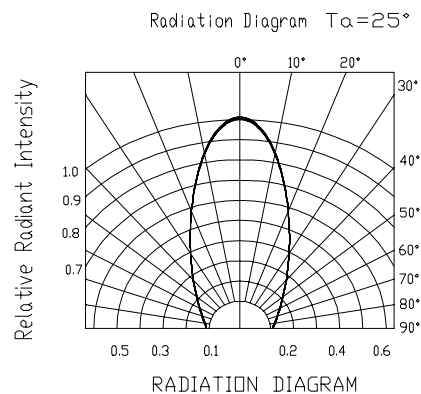
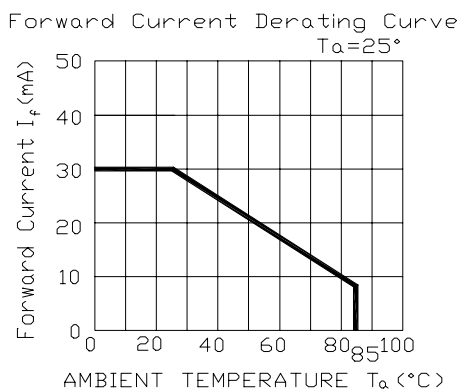
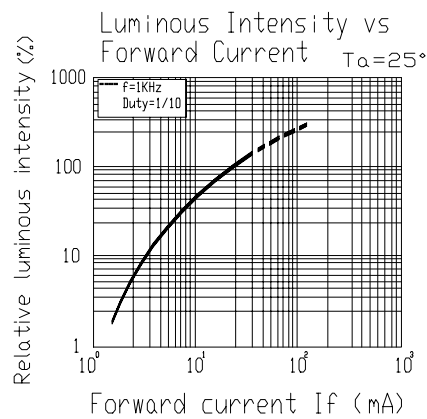
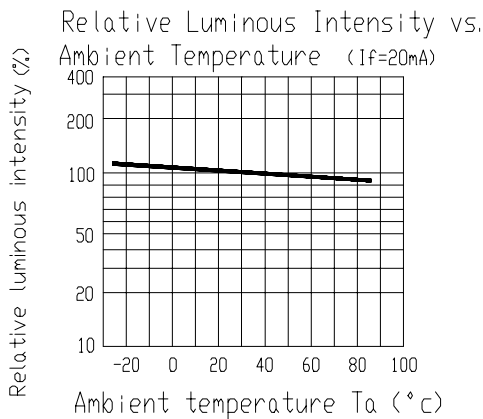
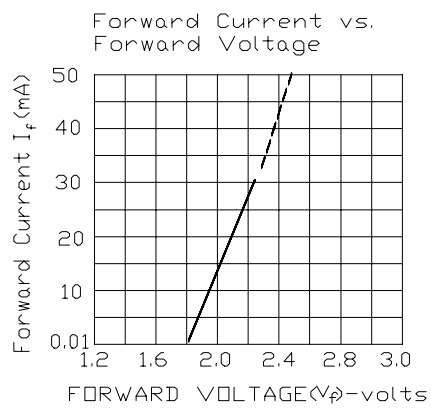
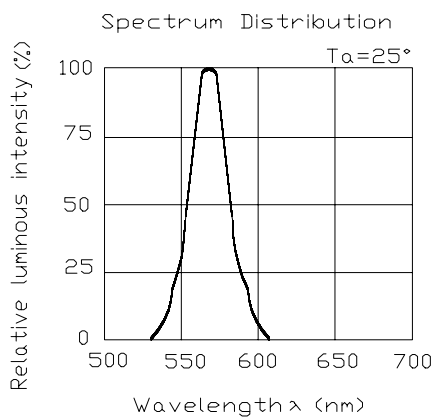
Device Number : DLE-033-044 REV: 1.3

5.0mm Bi-Color (Multi-Color)With common Cathode(0.1"Lead Pitch)LEDs,T-1 3/4

MODEL NO : 339-1EVGW ECN : \_\_\_\_\_ Page: 4/5

## ■ Typical Electro-Optical Characteristic Curves

VG





# EVERLIGHT ELECTRONICS CO.,LTD.

Device Number : DLE-033-044 REV: 1.3

5.0mm Bi-Color (Multi-Color)With common Cathode(0.1"Lead Pitch)LEDs,T-1 3/4

MODEL NO : 339-1EVGW ECN : \_\_\_\_\_ Page: 5/5

## ■ Reliability test items and conditions:

NO	Item	Test Conditions	Test Hours/Cycle	Sample Size	Ac/Re
1	Solder Heat	TEMP : 260°C ± 5 °C	5 SEC	76 PCS	0/1
2	Temperature Cycle	H : +85°C 30min ∫ 5 min L : -55°C 30min	50 CYCLE	76 PCS	0/1
3	Thermal Shock	H : +100°C 5min ∫ 10 sec L : -10°C 5min	50 CYCLE	76 PCS	0/1
4	High Temperature Storage	TEMP : 100°C	1000 HRS	76 PCS	0/1
5	Low Temperature Storage	TEMP : -55°C	1000 HRS	76 PCS	0/1
6	DC Operating Life	I <sub>F</sub> = 20 mA	1000 HRS	76 PCS	0/1
7	High Temperature / High Humidity	85°C/85% RH	1000 HRS	76 PCS	0/1