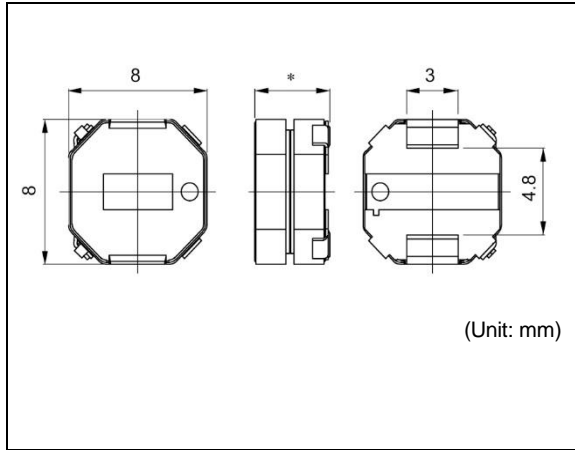
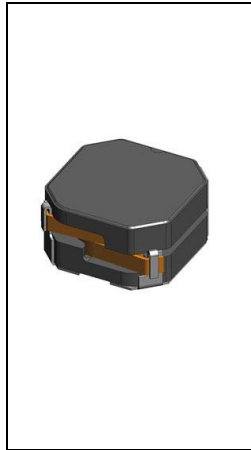
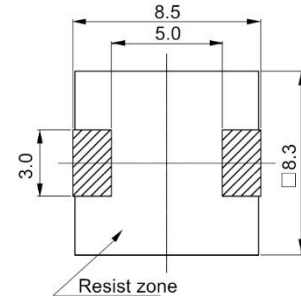


DEM8040C

Inductance Range: 1.5~33μH


Recommended patterns
 推奨パターン図

DEM8040C


*: DEM8040C ; 4.0mm Max.

FEATURES 特点

- 8.3× 8.3mm Max. square, 4.0mm Max. height.
- Magnetically shielded construction and low DC resistance.
- Suitable for large currents.
- 8.3 × 8.3mm角 Max. 高さ4.0 mm Max.
- 閉磁路構造、低直流抵抗
- 大電流対応

STANDARD PART NUMBERS 標準品一覧
TYPE DEM8040C (Quantity/reel; 1000 PCS)

品番	インダクタンス ⁽¹⁾	許容差	直流抵抗 ⁽²⁾	直流重畳許容電流 ⁽³⁾	温度上昇許容電流 ⁽³⁾
Part Number	Inductance ⁽¹⁾ (μH)	Tolerance (%)	DC Resistance ⁽²⁾ (mΩ) Max. (Typ.)	Inductance Decrease Current ⁽³⁾ (A) Max. (Typ.) $\frac{\Delta L}{L} = 30\%$	Temperature Rise Current ⁽³⁾ $\Delta T = 40^\circ\text{C}$ (A) Max. (Typ.)
1248AS-H-1R5N=P3	1.5	±30	10.1 (8.4)	10.0 (14.0)	8.0 (9.4)
1248AS-H-2R2N=P3	2.2	±30	13.2 (11)	8.6 (12.0)	7.0 (8.3)
1248AS-H-3R3N=P3	3.3	±30	19.2 (16)	7.2 (9.4)	5.6 (6.6)
1248AS-H-4R7N=P3	4.7	±30	22.8 (19)	6.2 (8.4)	5.3 (6.2)
1248AS-H-6R8N=P3	6.8	±30	36.0 (30)	4.8 (6.6)	4.2 (4.9)
1248AS-H-100M=P3	10	±20	52.8 (44)	4.1 (5.4)	3.4 (4.0)
1248AS-H-150M=P3	15	±20	78.0 (65)	3.4 (4.6)	2.7 (3.2)
1248AS-H-220M=P3	22	±20	126.0 (105)	2.8 (3.7)	2.2 (2.6)
1248AS-H-330M=P3	33	±20	168.0 (140)	2.4 (3.1)	1.8 (2.2)

(1) Inductance is measured with a LCR meter 4284A (Agilent Technologies) or equivalent.
Test frequency at 100kHz

(2) DC resistance is measured with 34420A (Agilent Technologies) or 3541 (HIOKI). (Reference ambient temperature 25°C)

(3) Maximum allowable DC current is that which causes a 30% inductance reduction from the initial value, or coil temperature to rise by 40°C, whichever is smaller. (Reference ambient temperature 20°C)

(1) インダクタンスはLCRメータ4284A (Agilent Technologies) または同等品により測定する。
測定周波数は100kHz。

(2) 直流抵抗は測定器34420A (Agilent Technologies) または3541 (HIOKI) と同等品により測定する。(周囲温度25°C)

(3) 最大許容電流は、直流重畳電流を流した時インダクタンスの値が初期値より30%減少する直流電流値、または直流電流により、コイルの温度が40°C上昇の何れか小さい値。(周囲温度20°Cを基準とする。)