


DF005 thru DF10 SERIES

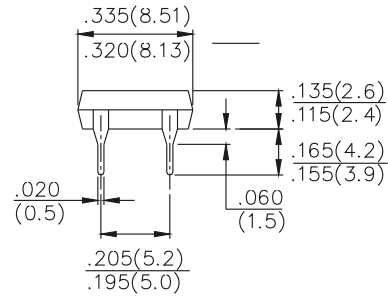
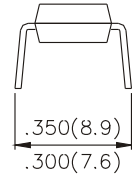
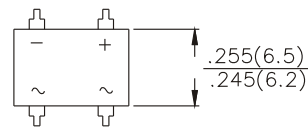
SINGLE-PHASE GLASS BRIDGE



**CHENG-YI
ELECTRONIC**



VOLTAGE RANGE
50 TO 1000 VOLTS
CURRENT
2.0 Amperes



FEATURES

- Surge overload rating-50 amperes peak
- Ideal for printed circuit board
- Reliable low cost construction utilizing molded plastic technique results in inexpensive product
- Polarity symbols molded on body
- Mounting Position: Any
- Glass passivated junctions
- UL recognized file #E149311

MAXIMUM RATINGS AND ELECTRICAL CHARACTERISTICS

Ratings at 25°C ambient temperature unless otherwise specified.
Single phase, half wave, 60Hz, resistive or inductive load.
For capacitive load, derate current by 20%.

		DF005	DF01	DF02	DF04	DF06	DF08	DF10	UNITS
Maximum Recurrent Peak Reverse Voltage	V_{RRM}	50	100	200	400	600	800	1000	V
Maximum RMS Bridge Input Voltage	V_{RMS}	35	70	140	280	420	560	700	V
Maximum DC Blocking Voltage	V_{DC}	60	100	200	400	600	800	1000	V
Maximum Average Forward Rectified Current @ $T_A=40^\circ\text{C}$	$V_{(AV)}$	1.0							A
Peak Forward Surge Current 8.3 ms single half sine-wave superimposed on rated load	I_{FSM}	50							A
Maximum DC Forward Voltage at ADC	V_F	1.1							V
Maximum DC Reverse Current @ $T_A=25^\circ\text{C}$ at rated DC Blocking Voltage @ $T_A=100^\circ\text{C}$	I_R	10 500							μA μA
$I^2 t$ Rating for fusing ($t < 8.3\text{ms}$)	$I^2 t$	10.4							A^2S
Typical Junction Capacitance per element	C_J	25							pF
Typical Thermal Resistance	$R_{\theta JC}$	40							$^\circ\text{C/W}$
Operating Temperature Range	T_J	-55 to +125							$^\circ\text{C}$
Storage Temperature Range	T_{STG}	-55 to +150							$^\circ\text{C}$

DF005 thru DF10 SERIES

SINGLE-PHASE GLASS BRIDGE



**CHENG-YI
ELECTRONIC**

RATING AND CHARACTERISTICS CURVES DF005 THRU DF10

Fig.1 - MAXIMUM FORWARD SURGE CURRENT

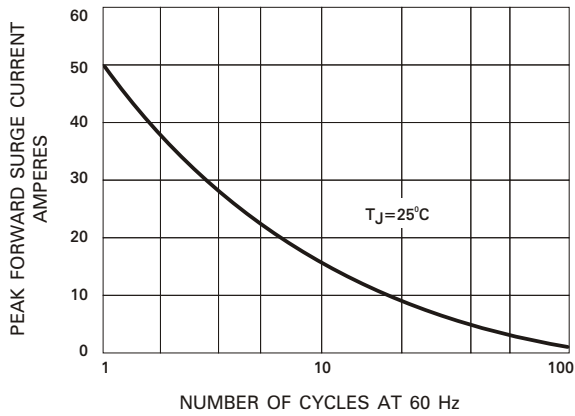


Fig.2 - DERATING CURVE
OUTPUT RECTIFIED CURRENT

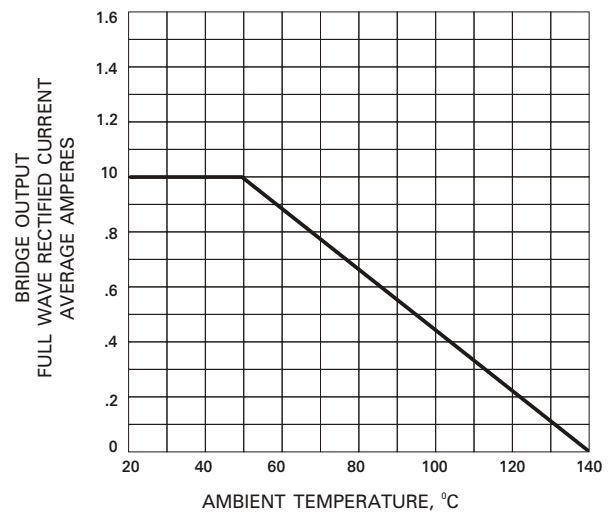


Fig.3 - TYPICAL FORWARD
CHARACTERISTICS

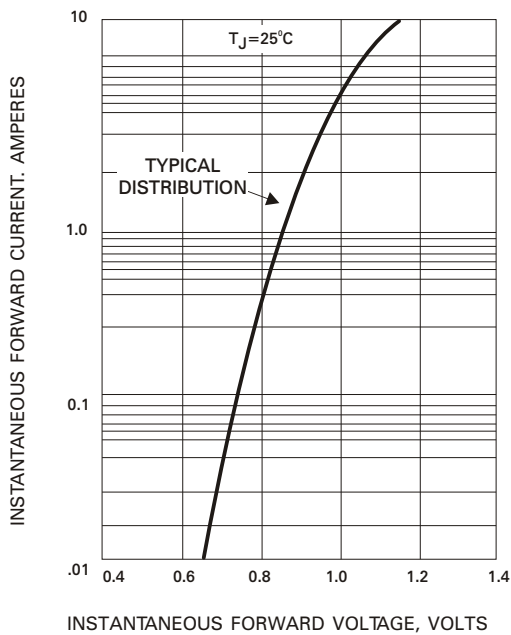


Fig.4 - TYPICAL REVERSE
CHARACTERISTICS

