




DF005 thru DF10



Glass Passivated Bridge Rectifier



DF

Features
<ul style="list-style-type: none"> • Rating to 1000V PRV • Ideal for printed circuit board • Low forward voltage drop, high current capability • Reliable low cost construction utilizing molded plastic technique results in inexpensive product • The plastic material has UL flammability classification 94V-0

Mechanical Data
<ul style="list-style-type: none"> • Polarity: As marked on Body • Weight: 0.02 ounces, 0.38 grams • Mounting position: Any

Ordering Information		
Part No.	Package	Packing
DF005 thru DF10	DF	50 / Tube

Maximum Ratings and Electrical Characteristics (TA=25°C unless otherwise noted)									
Parameter	Symbol	DF 005	DF 01	DF 02	DF 04	DF 06	DF 08	DF 10	Units
Maximum repetitive peak reverse voltage	V_{RRM}	50	100	200	400	600	800	1000	V
Maximum RMS voltage	V_{RMS}	35	70	140	280	420	560	700	V
Maximum DC blocking voltage	V_{DC}	50	100	200	400	600	800	1000	V
Maximum average forward rectified current @ $T_A=40^\circ\text{C}$	I_F	1.0							A
Peak forward surge current, 8.3ms single half sine-wave superimposed on rated load	I_{FSM}	30.0							A
Maximum Instantaneous Forward Voltage $I_F=1\text{A}$ @ 25°C	V_F	1.10							V
Maximum DC Reverse Current @ $T_c=25^\circ\text{C}$ at Rated DC Blocking Voltage @ $T_c=125^\circ\text{C}$	I_R	10 500							uA
$I^2 t$ Rating for Fusing ($t < 8.3\text{ms}$)	$I^2 t$	3.735							A^2s
Typical Junction Capacitance (NOTE 1)	C_j	25							pF
Typical Thermal Resistance	$R_{\theta JA}$	40							$^\circ\text{C/W}$
Operating Temperature Range	T_J	-55 to +150							$^\circ\text{C}$
Storage Temperature Range	T_{STG}	-55 to +150							$^\circ\text{C}$

Note:

1. Measured at 1.0MHz and applied reverse voltage of 4.0V DC
2. Thermal resistance from junction to ambient mounted on P.C.B with 0.5*0.5"(13*13mm) copper pads.



Rating and Characteristics Curvers

Fig. 1 Output Current Derating Curve

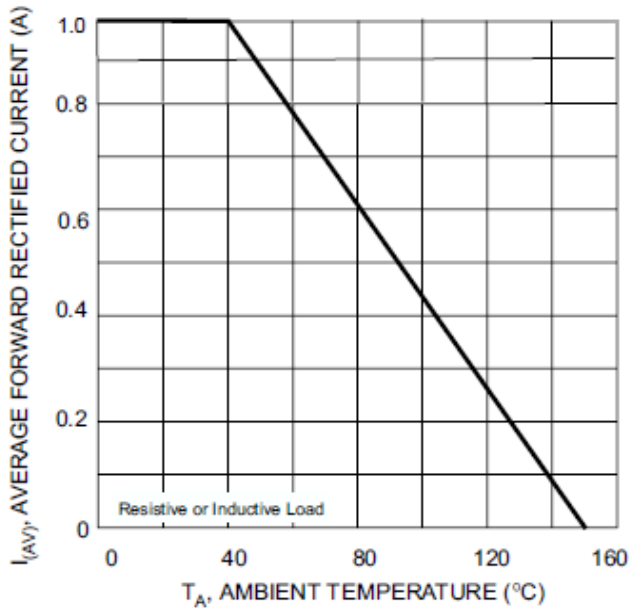


Fig. 2 Typical Forward Characteristics (per leg)

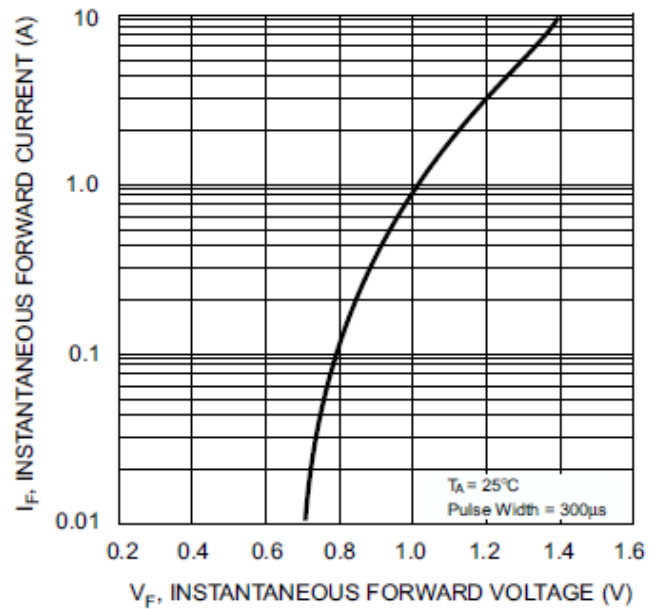


Fig. 3 Maximum Peak Forward Surge Current (per leg)

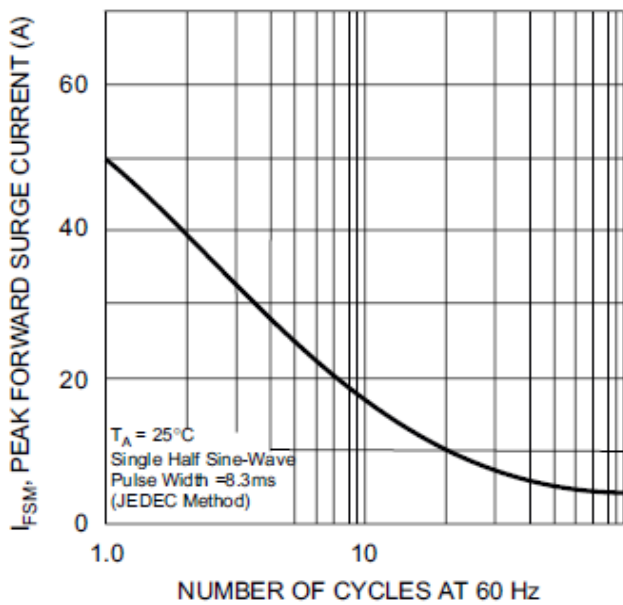
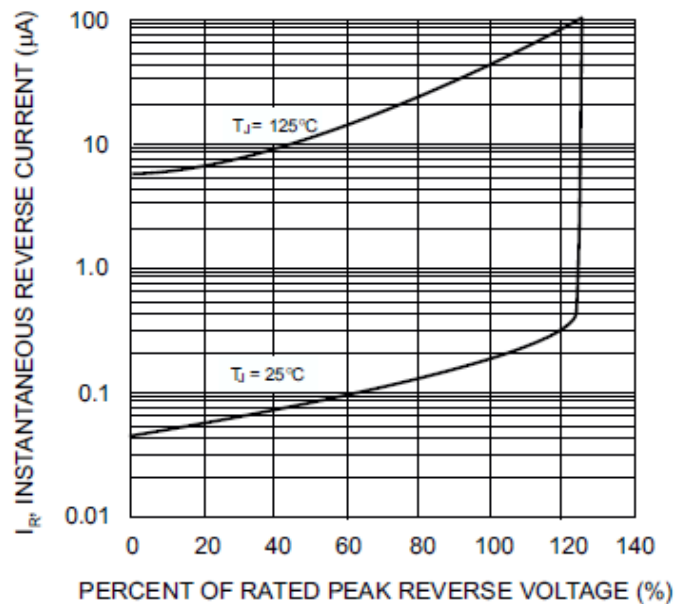


Fig. 4 Typical Reverse Characteristics (per element)



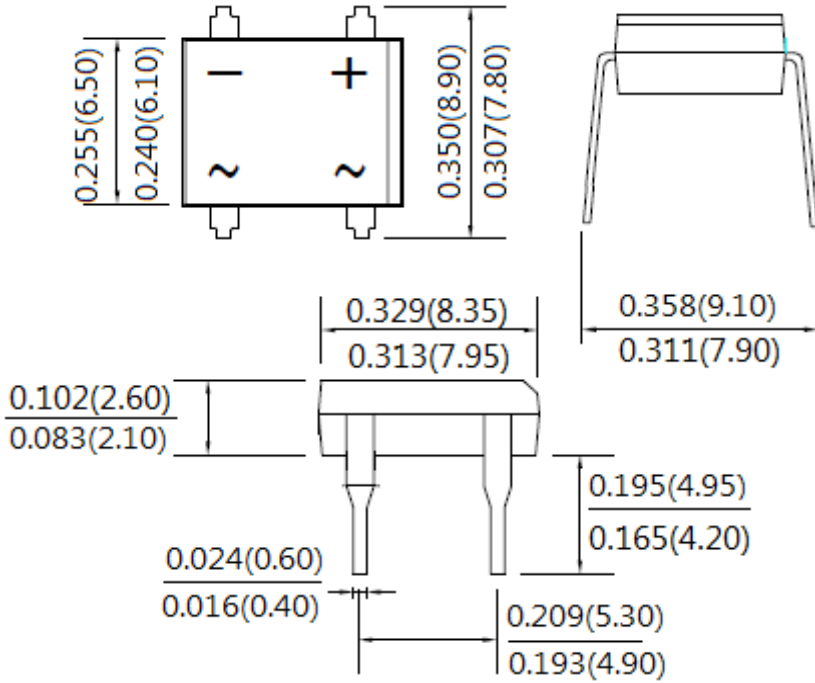


DF005 thru DF10



Glass Passivated Bridge Rectifier

Package Outline Dimensions



DF

Dimensions in inches and (millimeters)

Bulk Packing

Package	Inner Pack	Inner Box (EA)	Inner Box (mm)	Carton (EA)	Carton Size (mm)	Gross Weight (Kg)-Approx.
DF	Tube	2500	440x130x60	10000	450x270x150	9