

## GLASS PASSIVATED BRIDGE RECTIFIERS

**DF005M--DF10M**

### FEATURES

- Rating to 1000V PRVP
- Ideal for printed circuit board
- Low forward voltage drop, high current capability.
- Reliable low cost construction utilizing molded plastic technique results in inexpensive product
- Plastic material has UL flammability classification 94V-0



### Maximum Ratings (@TA = 25°C unless otherwise specified)

Characteristic	Symbol	DF005M	DF01M	DF02M	DF04M	DF06M	DF08M	DF10M	UNITS
Maximum Recurrent Peak Reverse Voltage	V <sub>RRM</sub>	50	100	200	400	600	800	1000	V
Maximum RMS Reverse Voltage	V <sub>RMS</sub>	35	75	140	280	420	560	700	V
Maximum DC Blocking Voltage	V <sub>DC</sub>	50	100	200	400	600	800	1000	V
Maximum average forward Output current @T <sub>A</sub> =40°C	I <sub>F(AV)</sub>	1.0							A
Peak forward surge current 8.3ms single half-sine-wave superimposed on rated load	I <sub>FSM</sub>	50							A

### Thermal Characteristics

Characteristic	Symbol	DF005M	DF01M	DF02M	DF04M	DF06M	DF08M	DF10M	UNITS
I t Rating for fusing (t < 8.3ms)	I <sup>2</sup> t	10.4							A <sup>2</sup> S
Typical Junction Capacitance per element	C <sub>J</sub>	25							pF
Typical Thermal Resistance (Note 2)	R <sub>0JA</sub>	40							°C/W
Operating junction temperature range	T <sub>J</sub>	-55 --- +150							°C
Storage temperature range	T <sub>STG</sub>	-55 --- +150							°C

### Electrical Characteristics (@TA = 25°C unless otherwise specified)

Characteristic	Symbol	DF005M	DF01M	DF02M	DF04M	DF06M	DF08M	DF10M	UNITS
Maximum instantaneous forward voltage at 1.0 ADC	V <sub>F</sub>	1.1							V
Maximum reverse current @T <sub>J</sub> =25°C at rated DC blocking voltage @T <sub>J</sub> =125°C	I <sub>R</sub>	10 500							μA

NOTES : 1. Measured at 1.0MHz and applied reverse voltage of 4.0V DC.

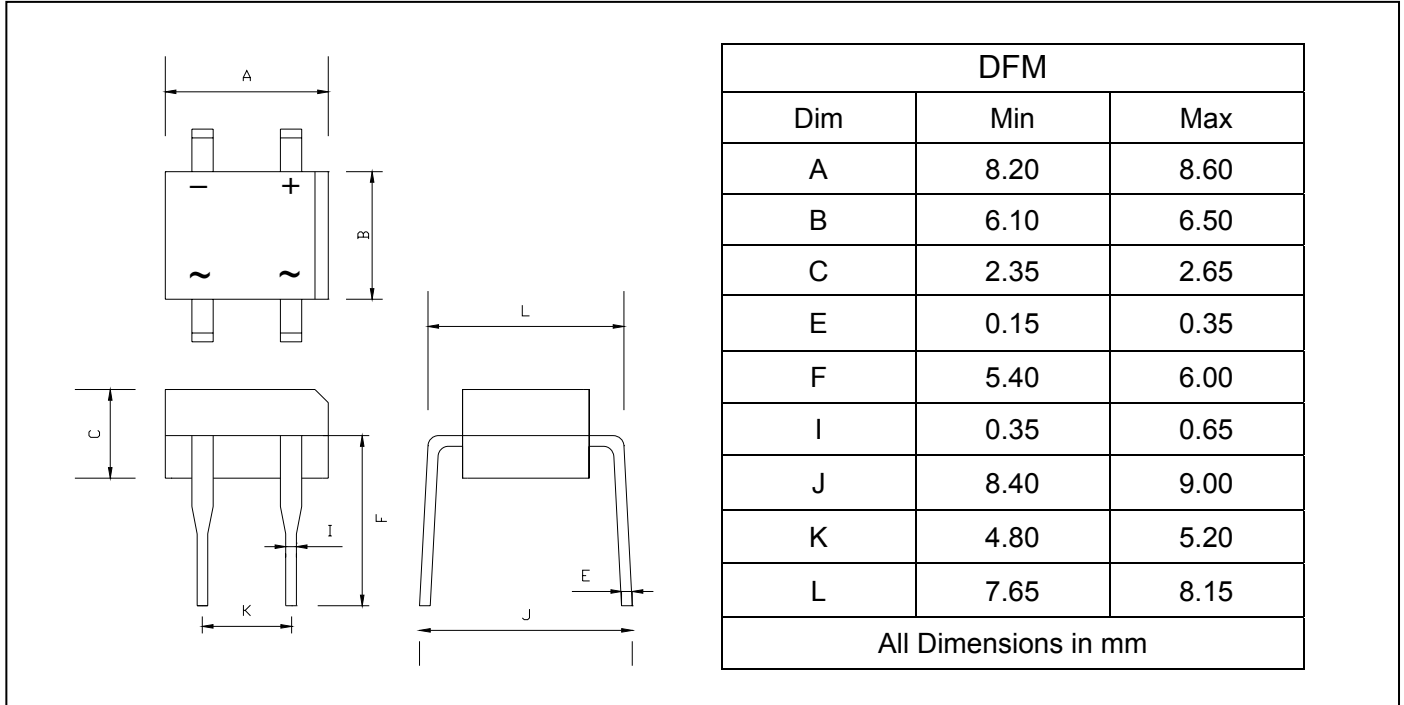
2. Thermal resistance from junction to ambient mounted on P.C.B with 0.5x0.5"(13x13mm) copper pads.



**GLASS PASSIVATED BRIDGE RECTIFIERS**

**DF005M--DF10M**

**PACKAGE OUTLINE DIMENSIONS**



**PACKAGE INFORMATION**

Device	Package	Shipping
DF005M--DF10M	DFM	50unit/pipe



# GLASS PASSIVATED BRIDGE RECTIFIERS

# DF005M--DF10M

FIG.1 - FORWARD CURRENT DERATING CURVE

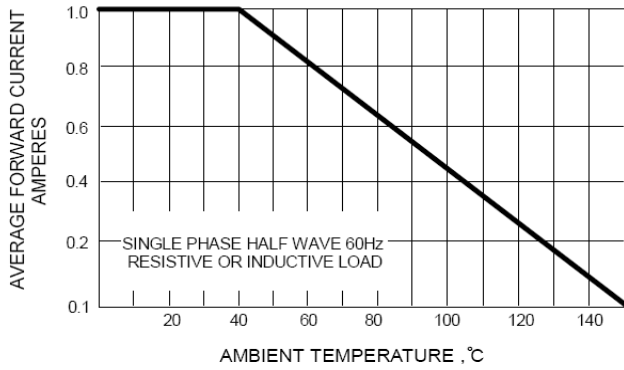


FIG.2 - MAXIMUM NON-REPETITIVE SURGE CURRENT

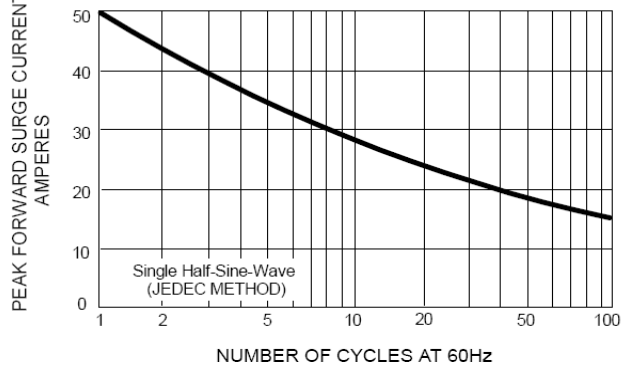


FIG.3 - TYPICAL JUNCTION CAPACITANCE

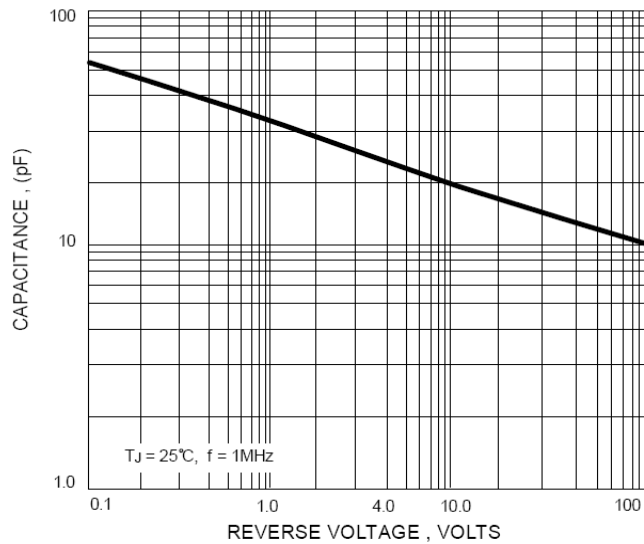


FIG.4 - TYPICAL FORWARD CHARACTERISTICS

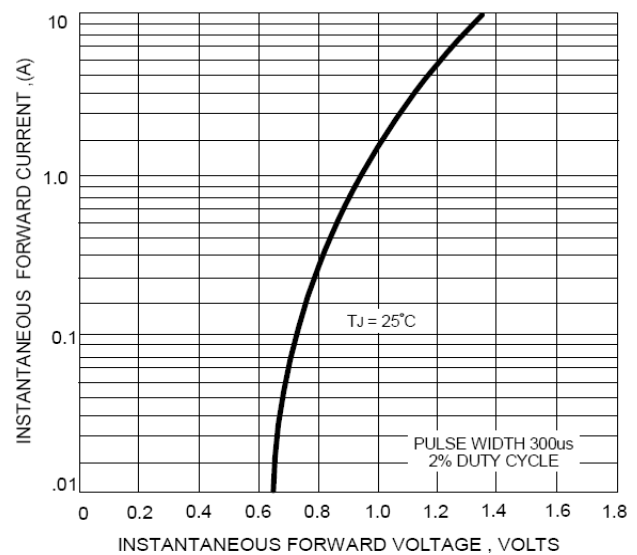


FIG.5 - TYPICAL REVERSE CHARACTERISTICS

