

DC Current transducer DK-B020/420

A split core transducer for the electronic measurement DC current, with galvanic isolation between the primary (High power) and the secondary circuits (Electronic circuit) with current output.



$I_{PN} = 50 \dots 400A$



Electrical data

Primary Nominal Current I_{PN} (A.t)	Analogue Output Signal ¹⁾ I_{OUT} (mA)	Types
50,75,100	0-20	DK 100 B020
100,150,200	0-20	DK 200 B020
150,225,300	0-20	DK 300 B020
200,300,400	0-20	DK 400 B020
50,75,100	4-20	DK 100 B420
100,150,200	4-20	DK 200 B420
150,225,300	4-20	DK 300 B420
200,300,400	4-20	DK 400 B420
V_c Supply voltage	22-26	V AC/ DC
R_L Load resistance (max)	650	Ω
V_d Isolation voltage	3000	V
f Frequency	DC	
I_c Current consumption (max)	100	mA

Accuracy - Dynamic performance data

X	Accuracy @ $I_{PN}, T_A=25^\circ C$	± 1	%
ϵ_L	Linearity	± 0.75	%
t_r	Response time @ 90% of I_{PN}	< 100	mS

General data

T_A	Ambient operating temperature (0-95% RH)	- 20 .. + 50	$^\circ C$
T_S	Ambient storage temperature	- 20 .. + 85	$^\circ C$
m	Mass	120	g

Options

Bipolar output :

DK 100 B 420 B, DK 200 B 420 B, DK 300 B 420 B, DK 400 B 420 B

Note : ¹⁾ For 0-20 mA and 4-20 mA outputs models, no saturation outputs up to 23 mA.

Features

- DC Measurement
- Split core box
- Current output
- Jumper selectable ranges
- Panel mounting
- Extended measuring range

Advantages

- Large aperture
- High isolation between primary and secondary circuits
- Easy to mount
- No insertion losses

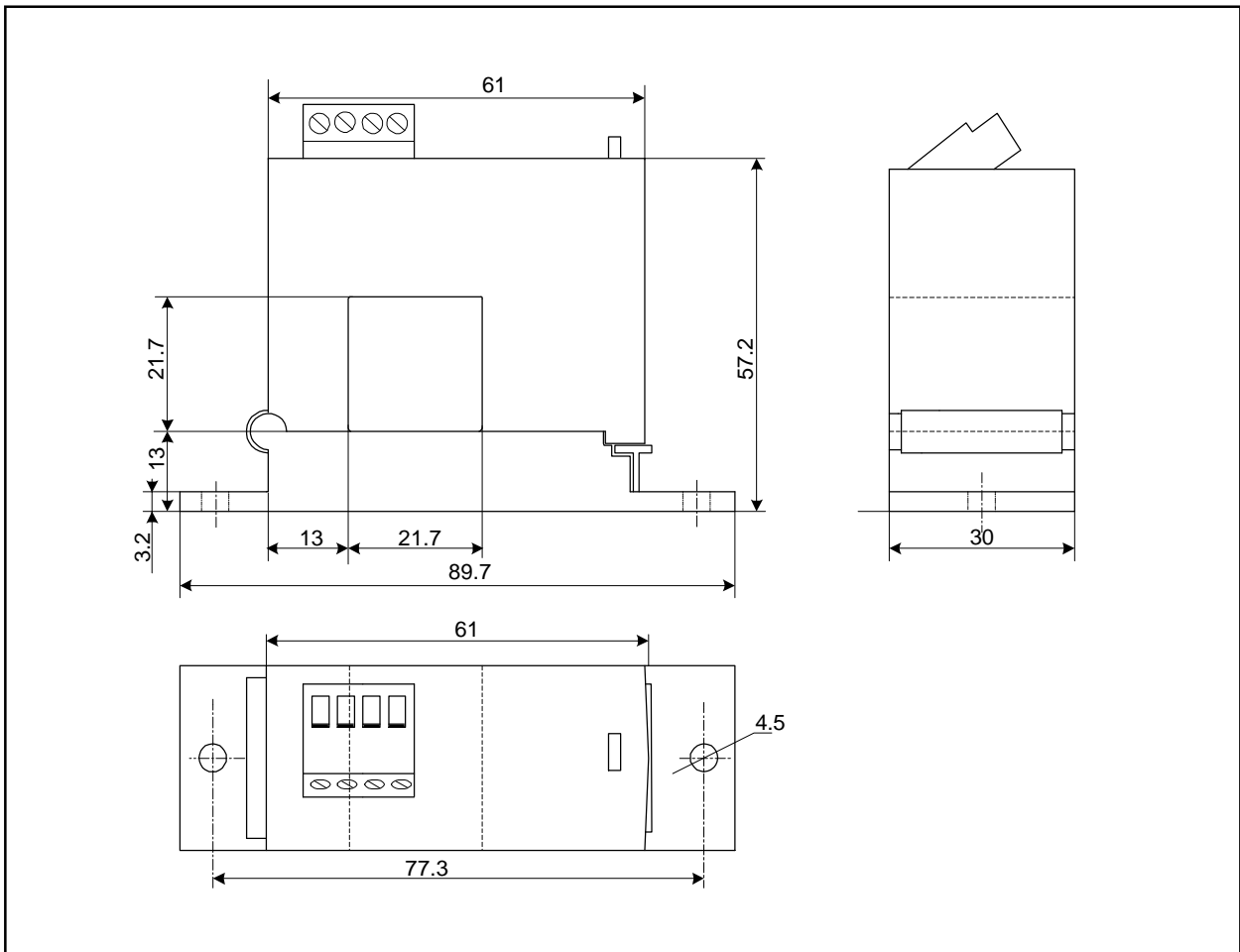
Applications

- Battery Banks
 - Monitors load current
 - Monitors charging current
 - Verifies operation
- Transportation
 - Measures traction power or auxiliary loads
- Electric Heating Elements
 - Faster response than temperature sensors.

Options on request

- Bipolar output
- DIN mounting.

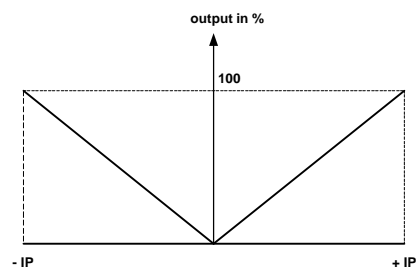
Dimensions DK-B020/420 (unit : mm, 1 mm = 0.0394 inch)



Mechanical characteristics

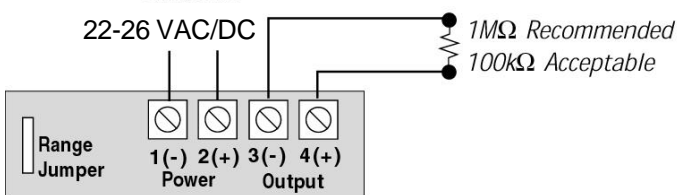
- General tolerance ± 1 mm
- Primary aperture 21.7 mm sq.
- Panel mounting 2 holes $\varnothing 4.5$ mm
Distance between holes 77.3 mm

Standard output



Connections

- 2 x UNC8 Cylindric Head



- dead front captive screw terminals
- 12-22AWG solid or stranded

Bipolar output

