

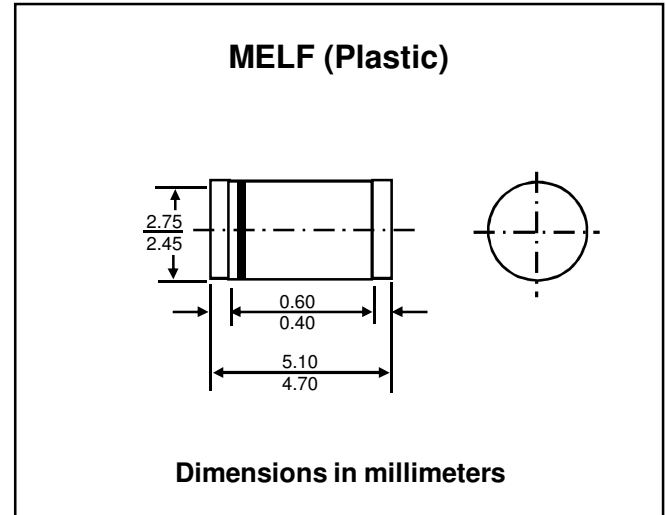
DL4001 - DL4007

SURFACE MOUNT GLASS PASSIVATED JUNCTION

PRV : 50 - 1000 Volts
Io : 1.0 Ampere

FEATURES :

- * Glass Passivated Junction
- * High Current Capability
- * Low Forward voltage Drop
- * High Reliability and Low Leakage
- * For Surface Mount Application
- * Plastic Material - UL Flammability Classification Rating 94 V-0
- * Pb Free / RoHS Compliant



Mechanical Data

- * Case : MELF, Plastic
- * Terminals : Solderable per MIL-STD-202, Method 208
- * Polarity : Color band
- * Approx Weight : 0.25 grams
- * Mounting Position : Any

MAXIMUM RATINGS AND ELECTRICAL CHARACTERISTICS

Single phase, half wave, 60 Hz, resistive or inductive load.
 For capacitive load, derate current by 20%.

RATING	SYMBOL	DL4001	DL4002	DL4003	DL4004	DL4005	DL4006	DL4007	UNIT
Maximum Peak Repetitive Reverse Voltage	V_{RRM}	50	100	200	400	600	800	1000	V
Maximum Working Peak Reverse Voltage	V_{RWM}								
Maximum DC Blocking Voltage	V_R								
Maximum RMS Reverse Voltage	V_{RMS}	35	70	140	280	420	560	700	V
Maximum Average Forward Rectified Current	$I_{F(AV)}$	1.0							A
Peak Forward Surge Current 8.3ms single half sine wave Superimposed on rated load (JEDEC Method)	I_{FSM}	30							A
Maximum Forward Voltage at $I_F = 1.0$ Amp.	V_F	1.1							V
Maximum DC Reverse Current $T_a = 25$ °C at rated DC Blocking Voltage $T_a = 100$ °C	I_R	5.0							μA
		50							μA
Typical Thermal Resistance, Junction to Ambient Air	$R_{\theta JA}$	50							K/W
Typical Junction Capacitance (Note1)	C_J	15							pF
Operating and Storage Temperature Range	$T_{j, T_{STG}}$	-55 to +150							°C

Note : (1) Measured at 1.0 MHz and applied reverse voltage of 4.0Vdc

RATING AND CHARACTERISTIC CURVES (DL4001 - DL4007)

FIG.1 - DERATING CURVE FOR OUTPUT RECTIFIED CURRENT

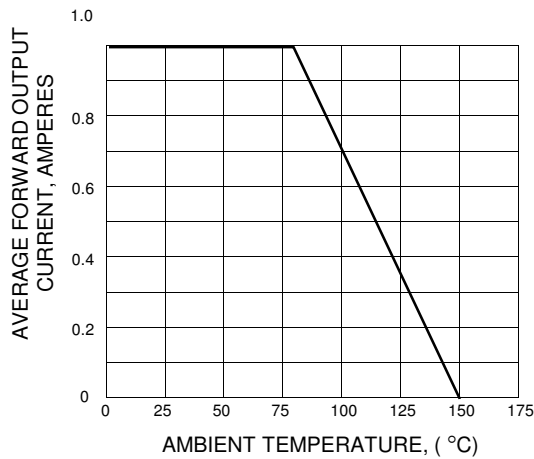


FIG.2 - MAXIMUM NON-REPETITIVE PEAK FORWARD SURGE CURRENT

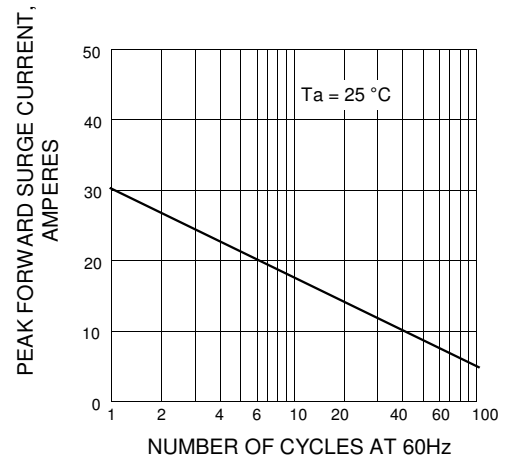


FIG.3 - TYPICAL FORWARD CHARACTERISTICS

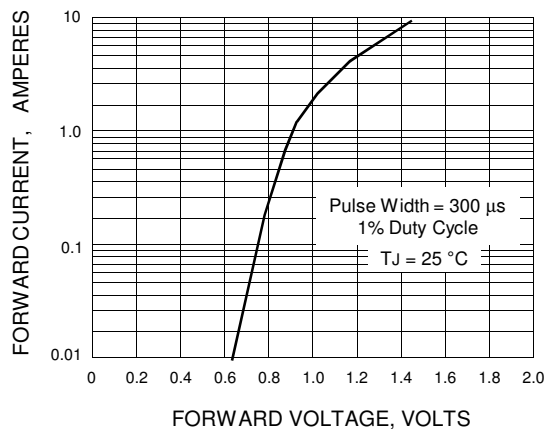


FIG.4 - TYPICAL REVERSE CHARACTERISTICS

